








URI Coaches Tribute Invitational

Kingston, RI 4 Feb 2017

Results

Men's 60 Meters

60 Meters Finals

PLACE	NAME	YEAR	TEAM	TIME	SCORE	
1.	Hill, Nigel	JR-3	Rhode Island	6.92	10	* 
2.	Sampson, Isaac	SO-2	American Int'l	6.95	8	* 
3.	Elmore, Jevon	JR-3	Central Connecticut	7.01	6	* 
4.	Hall, Juwan	SO-2	Merrimack	7.02	5	* 
5.	Cuse, Raymond	SR-4	Rhode Island	7.02	4	* 
6.	Berry, DeAngelo	SR-4	Rhode Island	7.03	3	* 
7.	Nda, Dominic	JR-3	UMass Boston	7.07	2	✓ * 
8.	Walker, Kendall	SR-4	Central Connecticut	7.23	1	

60 Meters Preliminaries

PLACE	NAME	YEAR	TEAM	TIME	HEAT (P L)	
1.	Hill, Nigel	JR-3	Rhode Island	6.99	5(1)	* 
2.	Elmore, Jevon	JR-3	Central Connecticut	7.04	3(1)	* 
3.	Sampson, Isaac	SO-2	American Int'l	7.06	1(1)	* 
4.	Hall, Juwan	SO-2	Merrimack	7.07	4(1)	* 
5.	Cuse, Raymond	SR-4	Rhode Island	7.10	2(1)	
6.	Berry, DeAngelo	SR-4	Rhode Island	7.08	1(2)	
7.	Nda, Dominic	JR-3	UMass Boston	7.15	2(2)	✓ 
8.	Walker, Kendall	SR-4	Central Connecticut	7.16	3(2)	
9.	Hanley, Ryan	FR-1	New Hampshire	7.17	3(3)	
10.	Riley, Nigel	JR-3	Rhode Island	7.18	4(2)	
11.	Korotzer, Noah	FR-1	Brown	7.19	1(3)	
12.	Carter, Joseph	SO-2	Rhode Island	7.19	5(2)	
13.	Kanga, Power	FR-1	Rhode Island	7.20	5(3)	
14.	Campbell, Levon	FR-1	RIC	7.26	3(4)	
15.	Smith, Evan	SO-2	Bryant	7.27	5(4)	
16.	MacMillan, Alex	SO-2	UMass Dartmouth	7.27	2(3)	
17.	Afragola, Nick	JR-3	Eastern Conn. St.	7.27	5(5)	
18.	Sneh, Jero	SO-2	Central Connecticut	7.28	3(5)	
19.	Miriyoga, Garth	JR-3	UMass Boston	7.29	1(4)	
20.	Connolly, Joseph	SO-2	Stonehill	7.30	3(6)	
21.	Friend, Aidan	SO-2	Merrimack	7.31	2(4)	
22.	Desane, Kelly	SR-4	UMass Boston	7.35	1(5)	
23.	Perry, Shamik	SR-4	Merrimack	7.36	1(6)	
24.	Tavares, Vinny	FR-1	UMass Dartmouth	7.39	1(7)	
25.	Smith, Jevon	FR-1	American Int'l	7.40	5(6)	

26.	Walker, Kyle	FR-1	Bryant	7.41	4(3)
27.	Charles, Matthew	JR-3	RIC	7.44	2(5)
28.	Winiarz, Adam	SO-2	UMass Dartmouth	7.47	2(6)
29.	Whalen, Kyle	FR-1	UMass Dartmouth	7.55	4(4)
30.	Patterson, Justin	JR-3	Bryant	7.60	1(8)
31.	NKounkou, Joel	JR-3	New Hampshire	7.60	3(7)
31.	Green Jr. , Lennox	SO-2	American Int'l	7.60	2(7)
33.	Binette, Alec	SO-2	Bryant	7.65	4(5)
34.	McFarland, Andrew	SR-4	New Hampshire	7.66	4(6)
35.	Henry, Tyrik	SO-2	Central Connecticut	7.69	4(7)
36.	Ivanov, Kyle	SO-2	Bryant	7.78	2(8)
37.	Franco, Andrew	JR-3	Bryant	8.09	5(7)

60 Meters Preliminaries Heat 1

60 Meters Preliminaries Heat 2

PL.	NAME	YEAR	TEAM	TIME	PL.	NAME	YEAR	TEAM	TIME
1.	Sampson, Isaac	SO-2	American Int'l	7.06	* ↗	Cuse, Raymond	SR-4	Rhode Island	7.10
2.	Berry, DeAngelo	SR-4	Rhode Island	7.08	2.	Nda, Dominic	JR-3	UMass Boston	7.15
3.	Korotzer, Noah	FR-1	Brown	7.19	3.	MacMillan, Alex	SO-2	UMass Dartmouth	7.27
4.	Miryoga, Garth	JR-3	UMass Boston	7.29	4.	Friend, Aidan	SO-2	Merrimack	7.31
5.	Desane, Kelly	SR-4	UMass Boston	7.35	5.	Charles, Matthew	JR-3	RIC	7.44
6.	Perry, Shamik	SR-4	Merrimack	7.36	6.	Winiarz, Adam	SO-2	UMass Dartmouth	7.47
7.	Tavares, Vinny	FR-1	UMass Dartmouth	7.39	7.	Green Jr. , Lennox	SO-2	American Int'l	7.60
8.	Patterson, Justin	JR-3	Bryant	7.60	8.	Ivanov, Kyle	SO-2	Bryant	7.78

60 Meters Preliminaries Heat 3

60 Meters Preliminaries Heat 4

PL.	NAME	YEAR	TEAM	TIME	PL.	NAME	YEAR	TEAM	TIME
1.	Elmore, Jevon	JR-3	Central Connecticut	7.04	* ↗	Hall, Juwan	SO-2	Merrimack	7.07
2.	Walker, Kendall	SR-4	Central Connecticut	7.16	2.	Riley, Nigel	JR-3	Rhode Island	7.18
3.	Hanley, Ryan	FR-1	New Hampshire	7.17	3.	Walker, Kyle	FR-1	Bryant	7.41
4.	Campbell, Levon	FR-1	RIC	7.26	4.	Whalen, Kyle	FR-1	UMass Dartmouth	7.55
5.	Sneh, Jero	SO-2	Central Connecticut	7.28	5.	Binette, Alec	SO-2	Bryant	7.65
6.	Connolly, Joseph	SO-2	Stonehill	7.30	6.	McFarland, Andrew	SR-4	New Hampshire	7.66
7.	NKounkou, Joel	JR-3	New Hampshire	7.60	7.	Henry, Tyrik	SO-2	Central Connecticut	7.69

60 Meters Preliminaries Heat 5

PL.	NAME	YEAR	TEAM	TIME
1.	Hill, Nigel	JR-3	Rhode Island	6.99
2.	Carter, Joseph	SO-2	Rhode Island	7.19
3.	Kanga, Power	FR-1	Rhode Island	7.20
4.	Smith, Evan	SO-2	Bryant	7.27
5.	Afragola, Nick	JR-3	Eastern Conn. St.	7.27
6.	Smith, Jevon	FR-1	American Int'l	7.40
7.	Franco, Andrew	JR-3	Bryant	8.09

Men's 200 Meters

PLACE	NAME	YEAR	TEAM	TIME	SCORE	HEAT(P L)
1.	Hill, Nigel	JR-3	Rhode Island	22.03	10	1(1)
2.	Carter, Joseph	SO-2	Rhode Island	22.68	8	2(1)
3.	Berry, DeAngelo	SR-4	Rhode Island	22.69	6	2(2)

4.	MacMillan, Alex	SO-2	UMass Dartmouth	22.86	5	3(1)	✓*
5.	Galva, Yeury	FR-1	Rhode Island	22.90	4	5(1)	*
6.	Raper, Deion	JR-3	Bryant	22.91	3	3(2)	
7.	Franklin, Adam	SO-2	Rhode Island	22.91	2	1(2)	
8.	Cuesta, Michael	SO-2	Merrimack	22.95	1	5(2)	4
9.	Campbell, Levon	FR-1	RIC	22.97	-	3(3)	✓
10.	Afragola, Nick	JR-3	Eastern Conn. St.	23.02	-	8(1)	✓
11.	Sampson, Isaac	SO-2	American Int'l	23.07	-	2(3)	4
12.	Hanley, Ryan	FR-1	New Hampshire	23.07	-	8(2)	
13.	Walker, Kendall	SR-4	Central Connecticut	23.11	-	1(3)	
14.	Hubbell, Josh	JR-3	Stonehill	23.14	-	5(3)	4
15.	Charles, Matthew	JR-3	RIC	23.18	-	4(1)	✓
16.	Nesta, Ryan	FR-1	Merrimack	23.29	-	7(1)	4
17.	Montague, Marlon	JR-3	Rhode Island	23.32	-	3(4)	
18.	Scarlotto, Andrew	FR-1	Stonehill	23.32	-	4(2)	4
19.	Connolly, Joseph	SO-2	Stonehill	23.36	-	3(5)	4
20.	McQueen, Anthony	JR-3	Rhode Island	23.36	-	5(4)	
21.	Gray, Jared	SR-4	Rhode Island	23.40	-	2(4)	
22.	Boua, Patrick	JR-3	UMass Boston	23.47	-	6(1)	
23.	Baldasare, Matthew	SR-4	Stonehill	23.49	-	2(5)	
24.	Winiarz, Adam	SO-2	UMass Dartmouth	23.53	-	4(3)	
25.	Kanga, Power	FR-1	Rhode Island	23.56	-	7(2)	
26.	Perry, Shamik	SR-4	Merrimack	23.60	-	10(1)	
27.	Binette, Alec	SO-2	Bryant	23.64	-	6(2)	
28.	Grossi, Jared	FR-1	Providence	23.67	-	7(3)	
29.	Boisette, John	SR-4	Eastern Conn. St.	23.70	-	7(4)	
30.	Walker, Kyle	FR-1	Bryant	23.72	-	6(3)	
31.	Tavares, Vinny	FR-1	UMass Dartmouth	23.82	-	10(2)	
32.	Desane, Kelly	SR-4	UMass Boston	23.94	-	9(1)	
33.	Lebel, Tyler	SO-2	Merrimack	24.04	-	10(3)	
34.	Sneh, Jero	SO-2	Central Connecticut	24.08	-	6(4)	
35.	Sian-Aguirre, Christopher	SR-4	UMass Boston	24.10	-	9(2)	
36.	Ferguson, Jordan	SR-4	Brown	24.16	-	8(3)	
37.	Pimentel, Henley	FR-1	American Int'l	24.27	-	6(5)	
38.	Kraft, Brian	SO-2	Bryant	24.43	-	9(3)	
39.	Santos, Vincent	JR-3	RIC	24.44	-	10(4)	
40.	Davis, Turner	FR-1	Bryant	25.08	-	10(5)	
41.	Meade, John	FR-1	Eastern Conn. St.	25.19	-	8(4)	
42.	Matteucci, Andrew	SO-2	New Hampshire	25.77	-	9(4)	
43.	Lipscomb, Justin	FR-1	American Int'l	28.80	-	10(6)	
	Thompson, Giovanni	FR-1	American Int'l	DQ	-	7	
	Robinson, Jacob	SO-2	Merrimack	DQ	-	1	
	McFarland, Andrew	SR-4	New Hampshire	DQ	-	5	
	DiMambro, Mike		UNAT-Rhode Island	23.36	-	4(4)	

200 Meters Section 1

PL.	NAME	YEAR	TEAM	TIME
1.	Hill, Nigel	JR-3	Rhode Island	22.03
2.	Franklin, Adam	SO-2	Rhode Island	22.91
3.	Walker, Kendall	SR-4	Central Connecticut	23.11
	Robinson, Jacob	SO-2	Merrimack	DQ

200 Meters Section 2

PL.	NAME	YEAR	TEAM	TIME
1.	Carter, Joseph	SO-2	Rhode Island	22.68
2.	Berry, DeAngelo	SR-4	Rhode Island	22.69
3.	Sampson, Isaac	SO-2	American Int'l	23.07
4.	Gray, Jared	SR-4	Rhode Island	23.40
5.	Baldasare, Matthew	SR-4	Stonehill	23.49

200 Meters Section 3

PL.	NAME	YEAR	TEAM	TIME
1.	MacMillan, Alex	SO-2	UMass Dartmouth	22.86

200 Meters Section 4

PL.	NAME	YEAR	TEAM	TIME
✓*	Charles, Matthew	JR-3	RIC	23.18

2.	Raper, Deion	JR-3	Bryant	22.91	2.	Scarlotto, Andrew	FR-1	Stonehill	23.32	
3.	Campbell, Levon	FR-1	RIC	22.97		3.	Winiarz, Adam	SO-2	UMass Dartmouth	23.53
4.	Montague, Marlon	JR-3	Rhode Island	23.32		4.	DiMambro, Mike		UNAT-Rhode Island	23.36
5.	Connolly, Joseph	SO-2	Stonehill	23.36						

200 Meters Section 5

PL.	NAME	YEAR	TEAM	TIME
1.	Galva, Yeury	FR-1	Rhode Island	22.90
2.	Cuesta, Michael	SO-2	Merrimack	22.95
3.	Hubbell, Josh	JR-3	Stonehill	23.14
4.	McQueen, Anthony	JR-3	Rhode Island	23.36
	McFarland, Andrew	SR-4	New Hampshire	DQ

200 Meters Section 6

PL.	NAME	YEAR	TEAM	TIME	
	1.	Boua, Patrick	JR-3	UMass Boston	23.47
	2.	Binette, Alec	SO-2	Bryant	23.64
	3.	Walker, Kyle	FR-1	Bryant	23.72
	4.	Sneh, Jero	SO-2	Central Connecticut	24.08
	5.	Pimentel, Henley	FR-1	American Int'l	24.27

200 Meters Section 7

PL.	NAME	YEAR	TEAM	TIME
1.	Nesta, Ryan	FR-1	Merrimack	23.29
2.	Kanga, Power	FR-1	Rhode Island	23.56
3.	Grossi, Jared	FR-1	Providence	23.67
4.	Boisette, John	SR-4	Eastern Conn. St.	23.70
	Thompson, Giovanni	FR-1	American Int'l	DQ

200 Meters Section 8

PL.	NAME	YEAR	TEAM	TIME	
	1.	Afragola, Nick	JR-3	Eastern Conn. St.	23.02
	2.	Hanley, Ryan	FR-1	New Hampshire	23.07
	3.	Ferguson, Jordan	SR-4	Brown	24.16
	4.	Meade, John	FR-1	Eastern Conn. St.	25.19

200 Meters Section 9

PL.	NAME	YEAR	TEAM	TIME
1.	Desane, Kelly	SR-4	UMass Boston	23.94
2.	Sian-Aguirre, Christopher	SR-4	UMass Boston	24.10
3.	Kraft, Brian	SO-2	Bryant	24.43
4.	Matteucci, Andrew	SO-2	New Hampshire	25.77

200 Meters Section 10

PL.	NAME	YEAR	TEAM	TIME
1.	Perry, Shamik	SR-4	Merrimack	23.60
2.	Tavares, Vinny	FR-1	UMass Dartmouth	23.82
3.	Lebel, Tyler	SO-2	Merrimack	24.04
4.	Santos, Vincent	JR-3	RIC	24.44
5.	Davis, Turner	FR-1	Bryant	25.08
6.	Lipscomb, Justin	FR-1	American Int'l	28.80

Men's 400 Meters

PLACE	NAME	YEAR	TEAM	TIME	SCORE	HEAT (P L)
1.	Papoulis, George	FR-1	UMass Dartmouth	50.51	10	1(1)
2.	Galva, Yeury	FR-1	Rhode Island	51.35	8	2(1)
3.	Scarlotto, Andrew	FR-1	Stonehill	51.42	6	2(2)
4.	Cox, John	SR-4	New Hampshire	51.68	5	1(2)
5.	Ikuejamfo, Joel	SR-4	RIC	51.92	4	2(3)
6.	McQueen, Anthony	JR-3	Rhode Island	52.16	3	2(4)
7.	Murray, Brian	FR-1	Bryant	52.28	2	3(1)
8.	McGill, Lawrence	SR-4	Eastern Conn. St.	52.37	1	2(5)
9.	Wagnac, Jephthe	FR-1	RIC	52.63	-	1(3)
10.	Hook, Joseph	FR-1	New Hampshire	52.76	-	5(1)
11.	Vega, Damon	FR-1	American Int'l	52.78	-	3(2)
12.	Boua, Patrick	JR-3	UMass Boston	53.00	-	3(3)
13.	Duka, Milan	SR-4	Bryant	53.02	-	4(1)
14.	Whyte, Patrick	FR-1	Merrimack	53.03	-	4(2)
15.	Higgins, Adrian	SO-2	UMass Boston	53.25	-	3(4)
16.	Hardy, Ross	SR-4	New Hampshire	53.29	-	1(4)
17.	Maldonado, Ricardo	JR-3	UMass Boston	53.86	-	3(5)
18.	DeGolyer, Doug	FR-1	Providence	53.95	-	5(2)

19.	Ricci, Cameron	SR-4	Merrimack	54.02	-	3(6)
20.	Piragis, Rokas	JR-3	UMass Boston	54.16	-	4(3)
21.	Ciempa, Trevor	SO-2	Merrimack	54.37	-	4(4)
22.	Pimentel, Henley	FR-1	American Int'l	54.59	-	4(5)
23.	Braley, Mike	FR-1	Eastern Conn. St.	55.30	-	5(3)
24.	Holt, Matt	FR-1	UMass Dartmouth	55.97	-	5(4)
	Sian-Aguirre, Christopher	SR-4	UMass Boston	FS	-	4
	Hollis, Cole	FR-1	Bryant	DQ	-	5

400 Meters Section 1

PL.	NAME	YEAR	TEAM	TIME
1.	Papoulis, George	FR-1	UMass Dartmouth	50.51
2.	Cox, John	SR-4	New Hampshire	51.68
3.	Wagnac, Jephthe	FR-1	RIC	52.63
4.	Hardy, Ross	SR-4	New Hampshire	53.29

400 Meters Section 2

PL.	NAME	YEAR	TEAM	TIME
1.	Galva, Yeury	FR-1	Rhode Island	51.35
2.	Scarlotta, Andrew	FR-1	Stonehill	51.42
3.	Ikuejamfo, Joel	SR-4	RIC	51.92
4.	McQueen, Anthony	JR-3	Rhode Island	52.16
5.	McGill, Lawrence	SR-4	Eastern Conn. St.	52.37

400 Meters Section 3

PL.	NAME	YEAR	TEAM	TIME
1.	Murray, Brian	FR-1	Bryant	52.28
2.	Vega, Damon	FR-1	American Int'l	52.78
3.	Boua, Patrick	JR-3	UMass Boston	53.00
4.	Higgins, Adrian	SO-2	UMass Boston	53.25
5.	Maldonado, Ricardo	JR-3	UMass Boston	53.86
6.	Ricci, Cameron	SR-4	Merrimack	54.02

400 Meters Section 4

PL.	NAME	YEAR	TEAM	TIME
1.	Duka, Milan	SR-4	Bryant	53.02
2.	Whyte, Patrick	FR-1	Merrimack	53.03
3.	Piragis, Rokas	JR-3	UMass Boston	54.16
4.	Ciempa, Trevor	SO-2	Merrimack	54.37
5.	Pimentel, Henley	FR-1	American Int'l	54.59
	Sian-Aguirre, Christopher	SR-4	UMass Boston	FS

400 Meters Section 5

PL.	NAME	YEAR	TEAM	TIME
1.	Hook, Joseph	FR-1	New Hampshire	52.76
2.	DeGolyer, Doug	FR-1	Providence	53.95
3.	Braley, Mike	FR-1	Eastern Conn. St.	55.30
4.	Holt, Matt	FR-1	UMass Dartmouth	55.97
	Hollis, Cole	FR-1	Bryant	DQ

Men's 500 Meters

PLACE	NAME	YEAR	TEAM	TIME	SCORE	HEAT(P L)
1.	Haensel, Max	JR-3	Brown	1:03.93	10	3(1)
2.	DiPalma, Joseph	JR-3	Rhode Island	1:07.84	8	3(2)
3.	Burleigh, Duncan	SR-4	Stonehill	1:07.96	6	3(3)
4.	Bibemi, Destin	SO-2	RIC	1:08.38	5	2(1)
5.	Kent, Tanner	SR-4	New Hampshire	1:08.86	4	3(4)
6.	Ehlers, Christian	FR-1	New Hampshire	1:08.90	3	2(2)
7.	Wrenn, Christopher	FR-1	Bryant	1:09.15	2	2(3)
8.	Ribeiro, Will	SR-4	Central Connecticut	1:09.17	1	2(4)
9.	Madsen, Daniel	SO-2	Stonehill	1:09.47	-	3(5)
10.	Baum, Matt	SO-2	Central Connecticut	1:09.98	-	2(5)
11.	Lynds, Spencer	JR-3	UMass Dartmouth	1:10.72	-	1(1)
12.	Salit, Brian	SO-2	Bryant	1:12.43	-	1(2)
13.	Hill, Xavier	SO-2	UMass Boston	1:12.74	-	1(3)
14.	Schroeder, Greg	JR-3	Eastern Conn. St.	1:14.99	-	2(6)
15.	Rizzitano, Dominic	SO-2	Eastern Conn. St.	1:15.16	-	1(4)

16. Long, Jonathon SR-4 UMass Boston 1:20.06 - 1(5)

500 Meters Section 1

500 Meters Section 2

PL.	NAME	YEAR	TEAM	TIME
1.	Lynds, Spencer	JR-3	UMass Dartmouth	1:10.72
2.	Salit, Brian	SO-2	Bryant	1:12.43
3.	Hill, Xavier	SO-2	UMass Boston	1:12.74
4.	Rizzitano, Dominic	SO-2	Eastern Conn. St.	1:15.16
5.	Long, Jonathon	SR-4	UMass Boston	1:20.06

PL.	NAME	YEAR	TEAM	TIME
1.	Bibemi, Destin	SO-2	RIC	1:08.38
2.	Ehlers, Christian	FR-1	New Hampshire	1:08.90
3.	Wrenn, Christopher	FR-1	Bryant	1:09.15
4.	Ribeiro, Will	SR-4	Central Connecticut	1:09.17
5.	Baum, Matt	SO-2	Central Connecticut	1:09.98
6.	Schroeder, Greg	JR-3	Eastern Conn. St.	1:14.99

500 Meters Section 3

PL.	NAME	YEAR	TEAM	TIME
1.	Haensel, Max	JR-3	Brown	1:03.93
2.	DiPalma, Joseph	JR-3	Rhode Island	1:07.84
3.	Burleigh, Duncan	SR-4	Stonehill	1:07.96
4.	Kent, Tanner	SR-4	New Hampshire	1:08.86
5.	Madsen, Daniel	SO-2	Stonehill	1:09.47

Men's 800 Meters

PLACE	NAME	YEAR	TEAM	TIME	SCORE	HEAT(P L)
1.	Grudzwick, Richard	SO-2	Central Connecticut	1:56.06	10	4(1)
2.	Vercollone, Stephen	SO-2	Stonehill	1:57.38	8	4(2)
3.	McGrainer, Alexander	SR-4	Rhode Island	1:57.86	6	4(3)
4.	McKie, Cameron	SO-2	Brown	1:57.90	5	4(4)
5.	Adams, Matthew	FR-1	New Hampshire	1:57.96	4	2(1)
6.	Coppola, Sam	FR-1	Rhode Island	1:58.22	3	3(1)
7.	Busi, James	SO-2	New Hampshire	1:58.24	2	2(2)
8.	Duka, Milan	SR-4	Bryant	1:58.24	1	4(5)
9.	Cobb, Griffin	FR-1	Rhode Island	1:58.54	-	3(2)
10.	Dobe, Aaron	FR-1	New Hampshire	1:58.61	-	2(3)
11.	Landry, Richard	SR-4	Bryant	1:58.86	-	3(3)
12.	Yoho, Alan	JR-3	Brown	1:59.09	-	4(6)
13.	O'Leary, Michael	SO-2	Providence	1:59.13	-	4(7)
14.	Shaw, Matthew	SO-2	Stonehill	1:59.21	-	3(4)
15.	Poggi, Joseph	JR-3	New Hampshire	1:59.40	-	3(5)
16.	Arredondo, Julio	FR-1	Central Connecticut	1:59.79	-	3(6)
17.	Stegman, Troy	FR-1	Rhode Island	2:00.42	-	2(4)
18.	Breen, Jeremy	FR-1	Stonehill	2:00.50	-	3(7)
19.	Symonds, Cody	SO-2	New Hampshire	2:01.45	-	3(8)
20.	Bomba, Stephen	SR-4	Stonehill	2:01.80	-	2(5)
21.	Lanternier, Samuel	FR-1	New Hampshire	2:02.00	-	1(1)
22.	Parisella, Zachary	FR-1	Eastern Conn. St.	2:02.18	-	1(2)
23.	Mills, Conor	SO-2	New Hampshire	2:02.46	-	2(6)
24.	Trajkovski, Phillip	FR-1	New Hampshire	2:02.75	-	1(3)
25.	Williams, Terry	FR-1	UMass Boston	2:03.49	-	1(4)
26.	Goslin, Cooper	JR-3	Eastern Conn. St.	2:03.99	-	1(5)
27.	Kaba, Abdullah	SO-2	Rhode Island	2:04.60	-	2(7)
28.	Haupt, James	FR-1	New Hampshire	2:04.89	-	1(6)
29.	Piragis, Rokas	JR-3	UMass Boston	2:05.36	-	1(7)

30.	Higgins, Adrian	SO-2	UMass Boston	2:09.55	-	3(9)
31.	Gannon, Ryan	SR-4	Bryant	2:10.03	-	1(8)
32.	Hallisey, Noah	JR-3	Eastern Conn. St.	2:11.42	-	1(9)
33.	Flight, Salvatore	SO-2	Providence	2:15.71	-	2(8)

800 Meters Section 1

800 Meters Section 2

PL.	NAME	YEAR	TEAM	TIME
1.	Lanternier, Samuel	FR-1	New Hampshire	2:02.00
2.	Parisella, Zachary	FR-1	Eastern Conn. St.	2:02.18
3.	Trajkovski, Phillip	FR-1	New Hampshire	2:02.75
4.	Williams, Terry	FR-1	UMass Boston	2:03.49
5.	Goslin, Cooper	JR-3	Eastern Conn. St.	2:03.99
6.	Haupt, James	FR-1	New Hampshire	2:04.89
7.	Piragis, Rokas	JR-3	UMass Boston	2:05.36
8.	Gannon, Ryan	SR-4	Bryant	2:10.03
9.	Hallisey, Noah	JR-3	Eastern Conn. St.	2:11.42

PL.	NAME	YEAR	TEAM	TIME
1.	Adams, Matthew	FR-1	New Hampshire	1:57.96
2.	Busi, James	SO-2	New Hampshire	1:58.24
3.	Dobe, Aaron	FR-1	New Hampshire	1:58.61
4.	Stegman, Troy	FR-1	Rhode Island	2:00.42
5.	Bomba, Stephen	SR-4	Stonehill	2:01.80
6.	Mills, Conor	SO-2	New Hampshire	2:02.46
7.	Kaba, Abdullah	SO-2	Rhode Island	2:04.60
8.	Flight, Salvatore	SO-2	Providence	2:15.71

800 Meters Section 3

800 Meters Section 4

PL.	NAME	YEAR	TEAM	TIME
1.	Coppola, Sam	FR-1	Rhode Island	1:58.22
2.	Cobb, Griffin	FR-1	Rhode Island	1:58.54
3.	Landry, Richard	SR-4	Bryant	1:58.86
4.	Shaw, Matthew	SO-2	Stonehill	1:59.21
5.	Poggi, Joseph	JR-3	New Hampshire	1:59.40
6.	Arredondo, Julio	FR-1	Central Connecticut	1:59.79
7.	Breen, Jeremy	FR-1	Stonehill	2:00.50
8.	Symonds, Cody	SO-2	New Hampshire	2:01.45
9.	Higgins, Adrian	SO-2	UMass Boston	2:09.55

PL.	NAME	YEAR	TEAM	TIME
1.	Grudzwick, Richard	SO-2	Central Connecticut	1:56.06
2.	Vercollone, Stephen	SO-2	Stonehill	1:57.38
3.	McGrainer, Alexander	SR-4	Rhode Island	1:57.86
4.	McKie, Cameron	SO-2	Brown	1:57.90
5.	Duka, Milan	SR-4	Bryant	1:58.24
6.	Yoho, Alan	JR-3	Brown	1:59.09
7.	O'Leary, Michael	SO-2	Providence	1:59.13



Men's 1000 Meters

PLACE	NAME	YEAR	TEAM	TIME	SCORE	HEAT(P L)
1.	Trainor, Austin	JR-3	Central Connecticut	2:30.71	10	2(1) *
2.	Campbell, James	SR-4	Providence	2:31.00	8	2(2) *
3.	Kittredge, Jacob	SR-4	New Hampshire	2:31.01	6	2(3) *
4.	Hoerner, Brett	SO-2	New Hampshire	2:33.16	5	2(4)
5.	Fortna, Carrick	FR-1	Rhode Island	2:33.26	4	2(5)
6.	Kittredge, Nathan	SR-4	New Hampshire	2:36.10	3	1(1)
7.	Karakaedos, Jason	SO-2	UMass Dartmouth	2:37.46	2	2(6)
8.	Evans, Alexander	SR-4	Bryant	2:38.55	1	1(2)
9.	Dolcine, Travis	FR-1	UMass Dartmouth	2:38.74	-	2(7)
10.	Gorham, Tyree	JR-3	UMass Dartmouth	2:39.71	-	1(3)
11.	Ulrich, William	SO-2	New Hampshire	2:39.85	-	2(8)
12.	Byrne, Mitchell	JR-3	American Int'l	2:40.98	-	2(9)
13.	Bissailon, McGrath	FR-1	Providence	2:42.93	-	1(4)
14.	Underwood, Michael	SR-4	Eastern Conn. St.	2:43.28	-	1(5)
15.	Wolff, Connor	SO-2	Stonehill	2:44.19	-	1(6)
16.	Siuta, Joseph	SO-2	Bryant	2:46.26	-	1(7)
17.	Lubega, Prosper	FR-1	UMass Boston	2:46.45	-	1(8)
18.	McKinlay, Harrison	FR-1	Bryant	2:49.61	-	1(9)
19.	Ungemach, Brendan	JR-3	Providence	2:52.25	-	1(10)
20.	Viglione, Al	FR-1	Eastern Conn. St.	2:53.42	-	1(11)

1000 Meters Section 1

1000 Meters Section 2

PL.	NAME	YEAR	TEAM	TIME	PL.	NAME	YEAR	TEAM	TIME
1.	Kittredge, Nathan	SR-4	New Hampshire	2:36.10	1.	Trainor, Austin	JR-3	Central Connecticut	2:30.71
2.	Evans, Alexander	SR-4	Bryant	2:38.55	2.	Campbell, James	SR-4	Providence	2:31.00
3.	Gorham, Tyree	JR-3	UMass Dartmouth	2:39.71	3.	Kittredge, Jacob	SR-4	New Hampshire	2:31.01
4.	Bissailon, McGrath	FR-1	Providence	2:42.93	4.	Hoerner, Brett	SO-2	New Hampshire	2:33.16
5.	Underwood, Michael	SR-4	Eastern Conn. St.	2:43.28	5.	Fortna, Carrick	FR-1	Rhode Island	2:33.26
6.	Wolff, Connor	SO-2	Stonehill	2:44.19	6.	Karakaedos, Jason	SO-2	UMass Dartmouth	2:37.46
7.	Siuta, Joseph	SO-2	Bryant	2:46.26	7.	Dolcine, Travis	FR-1	UMass Dartmouth	2:38.74
8.	Lubega, Prosper	FR-1	UMass Boston	2:46.45	8.	Ulrich, William	SO-2	New Hampshire	2:39.85
9.	McKinlay, Harrison	FR-1	Bryant	2:49.61	9.	Byrne, Mitchell	JR-3	American Int'l	2:40.98
10.	Ungemach, Brendan	JR-3	Providence	2:52.25					
11.	Viglione, Al	FR-1	Eastern Conn. St.	2:53.42					

Men's Mile

PLACE	NAME	YEAR	TEAM	TIME	SCORE	HEAT (P L)
1.	Armstrong, Hugh	SR-4	Providence	4:17.20	10	2(1)
2.	Karamanolis, Marcus	FR-1	Providence	4:20.13	8	2(2)
3.	Scola, Austin	SO-2	Providence	4:22.01	6	2(3)
4.	Demeule, Alex	SO-2	Stonehill	4:22.65	5	2(4)
5.	Steinbrecher, Keith	JR-3	Merrimack	4:26.34	4	2(5)
6.	Kenefick, Timothy	JR-3	New Hampshire	4:27.76	3	1(1)
7.	Slack, Tim	SO-2	Rhode Island	4:28.07	2	2(6)
8.	Saveliev, Alexander	FR-1	New Hampshire	4:28.88	1	1(2)
9.	Drace, Chris	SO-2	Stonehill	4:29.73	-	2(7)
10.	Sullivan, Brendan	SR-4	Providence	4:30.54	-	2(8)
11.	Herlihy, Sean	SR-4	UMass Dartmouth	4:32.63	-	1(3)
12.	Bell, Zachary	JR-3	Merrimack	4:35.73	-	1(4)
13.	Verro, Joseph	JR-3	New Hampshire	4:44.51	-	1(5)
14.	Jordan, Cory	SO-2	UMass Dartmouth	4:45.33	-	1(6)
15.	Hallisey, Noah	JR-3	Eastern Conn. St.	4:52.16	-	1(7)
16.	Adams, Ryan	SO-2	Eastern Conn. St.	5:13.72	-	1(8)

Mile Section 1

Mile Section 2

PL.	NAME	YEAR	TEAM	TIME	PL.	NAME	YEAR	TEAM	TIME
1.	Kenefick, Timothy	JR-3	New Hampshire	4:27.76	1.	Armstrong, Hugh	SR-4	Providence	4:17.20
2.	Saveliev, Alexander	FR-1	New Hampshire	4:28.88	2.	Karamanolis, Marcus	FR-1	Providence	4:20.13
3.	Herlihy, Sean	SR-4	UMass Dartmouth	4:32.63	3.	Scola, Austin	SO-2	Providence	4:22.01
4.	Bell, Zachary	JR-3	Merrimack	4:35.73	4.	Demeule, Alex	SO-2	Stonehill	4:22.65
5.	Verro, Joseph	JR-3	New Hampshire	4:44.51	5.	Steinbrecher, Keith	JR-3	Merrimack	4:26.34
6.	Jordan, Cory	SO-2	UMass Dartmouth	4:45.33	6.	Slack, Tim	SO-2	Rhode Island	4:28.07
7.	Hallisey, Noah	JR-3	Eastern Conn. St.	4:52.16	7.	Drace, Chris	SO-2	Stonehill	4:29.73
8.	Adams, Ryan	SO-2	Eastern Conn. St.	5:13.72	8.	Sullivan, Brendan	SR-4	Providence	4:30.54

Men's 3000 Meters

PLACE	NAME	YEAR	TEAM	TIME	SCORE	HEAT(P L)
1.	O'Neill, Tom	JR-3	Providence	8:33.53	10	2(1) *
2.	Hale, Tom	SO-2	Brown	8:45.40	8	2(2)
3.	Feinstein, Jake	SR-4	Providence	8:48.08	6	2(3)
4.	Ochoa-Sevilla, Nicolas	FR-1	New Hampshire	8:48.75	5	2(4)
5.	Murphy, James	JR-3	Stonehill	8:50.10	4	2(5) 4
6.	Font, Alec	SO-2	Rhode Island	8:54.01	3	2(6)
7.	Rindfuss, Peter	FR-1	Providence	8:54.45	2	2(7)
8.	McGovern, Matthew	SO-2	Bryant	8:57.67	1	1(1)
9.	Celico, Nick	FR-1	Rhode Island	8:58.30	-	2(8)
10.	Maguire, Joseph	FR-1	Rhode Island	9:04.18	-	2(9)
11.	Thies, Adam	JR-3	Rhode Island	9:10.58	-	1(2)
12.	Chase, Cameron	SO-2	UMass Boston	9:12.13	-	2(10)
13.	Piotto, Roberto	FR-1	Central Connecticut	9:13.62	-	2(11)
14.	Gendron, Chris	FR-1	Stonehill	9:16.81	-	1(3)
15.	Poholek, Ryan	JR-3	Bryant	9:18.17	-	1(4)
16.	Durkin, Michael	FR-1	Stonehill	9:26.57	-	1(5)
17.	Noyes, Jeffrey	SR-4	UMass Boston	9:28.96	-	1(6)
18.	Sardinkas, Brian	FR-1	Merrimack	9:32.07	-	1(7)
19.	Armstrong, Chris	SR-4	Eastern Conn. St.	9:41.36	-	1(8)
20.	Lachapelle, Jake	FR-1	UMass Boston	10:11.67	-	1(9)

3000 Meters Section 2

3000 Meters Section 1

PL.	NAME	YEAR	TEAM	TIME	PL.	NAME	YEAR	TEAM	TIME	
1.	McGovern, Matthew	SO-2	Bryant	8:57.67	1.	O'Neill, Tom	JR-3	Providence	8:33.53	*
2.	Thies, Adam	JR-3	Rhode Island	9:10.58	2.	Hale, Tom	SO-2	Brown	8:45.40	
3.	Gendron, Chris	FR-1	Stonehill	9:16.81	3.	Feinstein, Jake	SR-4	Providence	8:48.08	
4.	Poholek, Ryan	JR-3	Bryant	9:18.17	4.	Ochoa-Sevilla, Nicolas	FR-1	New Hampshire	8:48.75	
5.	Durkin, Michael	FR-1	Stonehill	9:26.57	5.	Murphy, James	JR-3	Stonehill	8:50.10	4
6.	Noyes, Jeffrey	SR-4	UMass Boston	9:28.96	6.	Font, Alec	SO-2	Rhode Island	8:54.01	
7.	Sardinkas, Brian	FR-1	Merrimack	9:32.07	7.	Rindfuss, Peter	FR-1	Providence	8:54.45	
8.	Armstrong, Chris	SR-4	Eastern Conn. St.	9:41.36	8.	Celico, Nick	FR-1	Rhode Island	8:58.30	
9.	Lachapelle, Jake	FR-1	UMass Boston	10:11.67	9.	Maguire, Joseph	FR-1	Rhode Island	9:04.18	
					10.	Chase, Cameron	SO-2	UMass Boston	9:12.13	
					11.	Piotto, Roberto	FR-1	Central Connecticut	9:13.62	

Men's 60 Hurdles

60 Hurdles Finals

PLACE	NAME	YEAR	TEAM	TIME	SCORE	
1.	Ferguson, Jordan	SR-4	Brown	8.42	10	**
2.	Latham, Tyler	JR-3	Central Connecticut	8.42	8	**
3.	Franklin, Adam	SO-2	Rhode Island	8.44	6	**
4.	Sanchez, Quincy	SO-2	Central Connecticut	8.51	5	**
5.	Lungrin, Kurt	JR-3	American Int'l	8.62	4	4
6.	Raper, Deion	JR-3	Bryant	8.63	3	
7.	Bartley Jr, Franklin	SO-2	Central Connecticut	8.71	2	

60 Hurdles Preliminaries

PLACE	NAME	YEAR	TEAM	TIME	HEAT(P L)
-------	------	------	------	------	-----------

1.	Latham, Tyler	JR-3	Central Connecticut	8.35	1(1)	*
2.	Sanchez, Quincy	SO-2	Central Connecticut	8.43	3(1)	**
3.	Lungrin, Kurt	JR-3	American Int'l	8.59	2(1)	4
4.	Franklin, Adam	SO-2	Rhode Island	8.55	1(2)	
5.	Ferguson, Jordan	SR-4	Brown	8.60	1(3)	
6.	Bartley Jr, Franklin	SO-2	Central Connecticut	8.68	1(4)	
7.	Henry, Tyrik	SO-2	Central Connecticut	8.70	2(2)	
8.	Raper, Deion	JR-3	Bryant	8.73	3(2)	
9.	Johnson, Kobina	FR-1	Brown	8.79	3(3)	
10.	Maney, Ryan	SR-4	New Hampshire	8.81	1(5)	
11.	Matteucci, Andrew	SO-2	New Hampshire	8.93	2(3)	
12.	Gansfuss, Christopher	FR-1	New Hampshire	8.96	3(4)	
13.	Santos , Vincent	JR-3	RIC	8.97	2(4)	4
14.	Kuchachik, Collin	FR-1	Stonehill	9.14	2(5)	44
15.	Nesta, Ryan	FR-1	Merrimack	9.23	3(5)	4
16.	McLaren, Atiba	FR-1	Stonehill	9.27	1(6)	
17.	Thompson, Giovanni	FR-1	American Int'l	9.79	3(6)	
18.	Hook, Joseph	FR-1	New Hampshire	10.18	1(7)	
19.	Russell, Kevin	FR-1	Eastern Conn. St.	10.33	2(6)	
	NKounkou, Joel	JR-3	New Hampshire	DNF	1	
	Honka, Ondrej	SR-4	Rhode Island	DNF	2	

60 Hurdles Preliminaries Heat 1

60 Hurdles Preliminaries Heat 2

PL.	NAME	YEAR	TEAM	TIME
1.	Latham, Tyler	JR-3	Central Connecticut	8.35
2.	Franklin, Adam	SO-2	Rhode Island	8.55
3.	Ferguson, Jordan	SR-4	Brown	8.60
4.	Bartley Jr, Franklin	SO-2	Central Connecticut	8.68
5.	Maney, Ryan	SR-4	New Hampshire	8.81
6.	McLaren, Atiba	FR-1	Stonehill	9.27
7.	Hook, Joseph	FR-1	New Hampshire	10.18
	NKounkou, Joel	JR-3	New Hampshire	DNF

PL.	NAME	YEAR	TEAM	TIME
1.	Lungrin, Kurt	JR-3	American Int'l	8.59
2.	Henry, Tyrik	SO-2	Central Connecticut	8.70
3.	Matteucci, Andrew	SO-2	New Hampshire	8.93
4.	Santos , Vincent	JR-3	RIC	8.97
5.	Kuchachik, Collin	FR-1	Stonehill	9.14
6.	Russell, Kevin	FR-1	Eastern Conn. St.	10.33
	Honka, Ondrej	SR-4	Rhode Island	DNF

60 Hurdles Preliminaries Heat 3

PL.	NAME	YEAR	TEAM	TIME
1.	Sanchez, Quincy	SO-2	Central Connecticut	8.43
2.	Raper, Deion	JR-3	Bryant	8.73
3.	Johnson, Kobina	FR-1	Brown	8.79
4.	Gansfuss, Christopher	FR-1	New Hampshire	8.96
5.	Nesta, Ryan	FR-1	Merrimack	9.23
6.	Thompson, Giovanni	FR-1	American Int'l	9.79

Men's High Jump

PLACE	NAME	YEAR	TEAM	METRIC	ENGLISH	SCORE
1.	Wicks, Eric	FR-1	Rhode Island	1.99m	6' 6.25"	10
	1.89	1.94	1.99	2.02		
	XO	XXO	O	XXX		
2.	Reilly, Jacob	JR-3	Rhode Island	1.99m	6' 6.25"	8
	1.94	1.99	2.02			
	XXO	XO	XXX			



3.	Clarke, Kenneth	JR-3	Merrimack	1.94m	6' 4.25"	6	🔥
	1.79 O	1.84 O	1.89 O	1.94 O	1.99 XXX		
4.	Baptista, Joao	SO-2	UMass Dartmouth	1.94m	6' 4.25"	5	✓
	1.84 O	1.89 O	1.94 XXO	1.99 XXX			
5.	Sullivan, Jordan	JR-3	Stonehill	1.94m	6' 4.25"	4	🔥
	1.79 O	1.84 O	1.89 XO	1.94 XXO	1.99 XXX		
6.	Ciempa, Trevor	SO-2	Merrimack	1.89m	6' 2.25"	3	🔥
	1.79 O	1.84 O	1.89 O	1.94 XXX			
7.	Welsh, Kevorni	FR-1	Central Connecticut	1.89m	6' 2.25"	1.5	
	1.79 O	1.84 O	1.89 XXO	1.94 XXX			
8.	Ward, Marquis	FR-1	Central Connecticut	1.89m	6' 2.25"	1.5	
	1.79 O	1.84 O	1.89 XXO	1.94 XXX			
9.	DiMambro, Mike		UNAT-Rhode Island	1.84m	6' 0.5"	-	
	1.79 O	1.84 O	1.89 XXX				
10.	Maldonado, Ricardo	JR-3	UMass Boston	1.79m	5' 10.5"	-	
	1.79 O	1.84 XXX					
	Bindner, Jason	SR-4	Eastern Conn. St.	NH	NH	-	
	1.84 XXX						
	Ndibe, Chidebe	SO-2	Eastern Conn. St.	NH	NH	-	
	Whyte, Patrick	FR-1	Merrimack	NH	NH	-	
	1.79 XXX						

Men's Pole Vault

PLACE	NAME	YEAR	TEAM	METRIC	ENGLISH	SCORE	
1.	Honka, Ondrej	SR-4	Rhode Island	4.90m	16' 0.75"	10	* 🇫🇮
	4.90 O	5.10 XXX					
2.	Tamulonis, Alexander	JR-3	New Hampshire	4.45m	14' 7.25"	8	
	4.15 XO	4.30 XO	4.45 O	4.60 XXX			
3.	Smith, Naquan	JR-3	American Int'l	4.15m	13' 7.25"	6	🔥
	4.00 XO	4.15 XO	4.30 XXX				
4.	D'Ascanio, Steven	SR-4	Brown	4.15m	13' 7.25"	5	
	3.85 XO	4.00 XO	4.15 XXO	4.30 XXX			
5.	Hegarty, Peter	FR-1	New Hampshire	4.00m	13' 1.5"	3.5	
	4.00 O	4.15 XXX					
6.	Innamorati, Anthony	JR-3	Stonehill	4.00m	13' 1.5"	3.5	🔥
	4.00 O	4.15 XXX					
7.	Gibson, Matt	SO-2	Rhode Island	4.00m	13' 1.5"	2	
	4.00 XO	4.15 XXX					

8.	Bomba, Daniel		SO-2	Stonehill	4.00m	13' 1.5"	1	
	4.00 XXO	4.15 XXX						
	Borecki, Sam		JR-3	Central Connecticut	NH	NH	-	
	4.60 XXX							
	Crickmore, Zack		SR-4	American Int'l	NH	NH	-	
	3.85 XXX							

Men's Long Jump

PLACE	NAME	YEAR	TEAM	METRIC	ENGLISH	SCORE	HEAT(PL)	
1.	Clarke, Kenneth	JR-3	Merrimack	6.75m	22' 1.75"	10	2(1)	
2.	Orulebaja, Abdul-Lateef	SO-2	Rhode Island	6.69m	21' 11.5"	8	2(2)	
3.	St Clair, Jack	FR-1	Central Connecticut	6.62m	21' 8.75"	6	2(3)	
4.	NKoukou, Joel	JR-3	New Hampshire	6.55m	21' 6"	5	2(4)	
5.	Jackson, Kyle	FR-1	American Int'l	6.50m	21' 4"	4	2(5)	
6.	Cuesta, Michael	SO-2	Merrimack	6.34m	20' 9.75"	3	2(6)	
7.	Bindner, Jason	SR-4	Eastern Conn. St.	6.23m	20' 5.25"	2	2(7)	
8.	Gansfuss, Christopher	FR-1	New Hampshire	6.19m	20' 3.75"	1	2(8)	
9.	Baptista, Joao	SO-2	UMass Dartmouth	6.18m	20' 3.5"	-	1(1)	
10.	Hubbell, Josh	JR-3	Stonehill	6.15m	20' 2.25"	-	2(9)	
11.	Cohen, Justin	FR-1	American Int'l	6.10m	20' 0.25"	-	1(2)	
12.	Jackson, Keith	FR-1	American Int'l	6.06m	19' 10.75"	-	2(10)	
13.	Hill, Xavier	SO-2	UMass Boston	5.95m	19' 6.25"	-	1(3)	
14.	Hamalian, Mark	JR-3	Stonehill	5.93m	19' 5.5"	-	1(4)	
15.	Kraft, Brian	SO-2	Bryant	5.86m	19' 2.75"	-	1(5)	
16.	Bibemi, Destin	SO-2	RIC	5.80m	19' 0.5"	-	1(6)	
17.	Giumetti, James	FR-1	Bryant	5.63m	18' 5.75"	-	1(7)	
18.	Lopes, Michael	FR-1	Rhode Island	5.60m	18' 4.5"	-	2(11)	
						-	1(8)	
						-	1(9)	
						-	1(10)	
						-	1(11)	

- 1(12)

- 1(13)

- 1(14)

- 2(12)

Men's Triple Jump

Top↑

[print](#)

PLACE	NAME	YEAR	TEAM	METRIC	ENGLISH	SCORE	HEAT(PL)	
1.	Orulebaja, Abdul-Lateef 14.03m (+0.0) 14.06m (+0.0) 14.38m (+0.0) 13.91m (+0.0) 14.11m (+0.0)	SO-2	Rhode Island	14.38m	47' 2.25"	10	2(1)	*
2.	14.35m (+0.0) Riley, Nigel 14.07m (+0.0) 14.04m (+0.0) 13.96m (+0.0) 13.85m (+0.0) 14.22m (+0.0)	JR-3	Rhode Island	14.22m	46' 8"	8	2(2)	*
3.	14.13m (+0.0) Naval, Jon	JR-3	Stonehill	13.51m	44' 4"	6	2(3)	🔥

13.17m (+0.0)

13.25m (+0.0)

13.31m (+0.0)

4. 13.51m (+0.0)
Ward, Marquis FR-1 Central Connecticut 13.46m 44' 2" 5 2(4)

13.29m (+0.0)

13.06m (+0.0)

5. 13.46m (+0.0)
Smith, Jevon FR-1 American Int'l 13.26m 43' 6" 4 1(1) 

12.62m (+0.0)

13.20m (+0.0)

13.26m (+0.0)

6. 13.25m (+0.0)
Wagnac, Jephthe FR-1 RIC 12.90m 42' 4" 3 1(2) 

12.90m (+0.0)

7. Jackson, Kyle FR-1 American Int'l 12.80m 42' 0" 2 1(3)

12.80m (+0.0)

8.	Creech, Jarred 12.30m (+0.0)	FR-1	Central Connecticut	12.30m	40' 4.25"	1	2(5)
9.	Jackson, Keith	FR-1	American Int'l	12.08m	39' 7.75"	-	2(6)
10.	12.08m (+0.0) Welsh, Kevorni 12.01m (+0.0)	FR-1	Central Connecticut	12.01m	39' 5"	-	2(7)
11.	Giumetti, James	FR-1	Bryant	11.99m	39' 4"	-	1(4)
12.	Olayiwola, John 11.89m (+0.0)	JR-3	Providence	11.89m	39' 0.25"	-	2(8)
13.	Ndibe, Chidebe 11.88m (+0.0)	SO-2	Eastern Conn. St.	11.88m	38' 11.75"	-	2(9)
14.	Sourignamath, Thanousone	SO-2	Eastern Conn. St.	11.66m	38' 3.25"	-	1(5)
15.	Lackard, David	FR-1	Bryant	11.32m	37' 1.75"	-	1(6)
16.	Davis, Turner Cohen, Justin	FR-1 FR-1	Bryant American Int'l	11.17m ND	36' 7.75" ND	- -	1(7) 1

Triple Jump Flight 1

Triple Jump Flight 2

PL.	NAME	YEAR	TEAM	METRIC	E	PL.	NAME	YEAR	TEAM	METRIC	E
1.	Smith, Jevon	FR-1	American Int'l	13.26m	4	1.	Orulebaja, Abdul-Lateef	SO-2	Rhode Island	14.38m	4
2.	Wagnac, Jephthe		RIC	12.90m	4	2.	Riley, Nigel	JR-3	Rhode Island	14.22m	4
3.	Jackson, Kyle	FR-1	American Int'l	12.80m	4	3.	Naval, Jon	JR-3	Stonehill	13.51m	4
4.	Giumetti, James	FR-1	Bryant	11.99m	3	4.	Ward, Marquis	FR-1	Central Connecticut	13.46m	4
5.	Sourignamath, Thanousone	SO-2	Eastern Conn. St.	11.66m	3						
6.	Lackard, David	FR-1	Bryant	11.32m	3						
7.	Davis, Turner	FR-1	Bryant	11.17m	3						




*

*

4

Cohen, Justin	FR-1	American Int'l	ND	N	5.	Creech, Jarred	FR-1	Central Connecticut	12.30m	40' 4.25"
					6.	Jackson, Keith	FR-1	American Int'l	12.08m	39' 7.75"

Men's Shot Put

PLACE	NAME	YEAR	TEAM	METRIC	ENGLISH	SCORE	HEAT(PL)	
1.	Comery, Aaron	SR-4	Brown	16.60m	54' 5.5"	10	2(1)	* 
2.	Ritzo, Nicholas	JR-3	New Hampshire	15.88m	52' 1.25"	8	2(2)	* 
3.	Louf-Woods, Jared	SO-2	UMass Dartmouth	15.44m	50' 8"	6	2(3)	✓ *
4.	Astle, Zachary	FR-1	New Hampshire	15.32m	50' 3.25"	5	2(4)	*
5.	Muroski, Darrik	JR-3	Rhode Island	15.02m	49' 3.5"	4	2(5)	*
6.	White, Nicholas	FR-1	Rhode Island	14.52m	47' 7.75"	3	2(6)	
7.	Dombrowski, Evan	JR-3	Brown	14.08m	46' 2.5"	2	2(7)	
8.	Traboulsi, Hani	SO-2	New Hampshire	13.95m	45' 9.25"	1	2(8)	
9.	Shi, Darren	SO-2	Stonehill	13.69m	44' 11"	-	1(1)	
10.	Pinney, Matt	SO-2	Eastern Conn. St.	13.40m	43' 11.75"	-	1(2)	✓