

2017 Armory Track Invitational (Colleges)

- DATE: 02/03 - 02/04/17
- LOCATION: ARMORY TRACK & FIELD CENTER - NEW YORK, NY

Men's Results

60 Meters College Finals

PLACE	NAME	YEAR	TEAM	TIME	SCORE
1.	Marshall, Deshawn	SR-4	Ohio State	6.77	10
2.	Clark, James	SR-4	Ohio State	6.82	8
3.	Dorsainvil, Winslow	SR-4	St. Thomas Aquinas	6.86	6
4.	Dawkins, Mikael	SO-2	UTSA	6.90	5
5.	Lau, Alexander		Toronto	6.93	4
6.	Beck, Alex	SO-2	Cornell	6.95	3
7.	Paulino, Brailin	JR-3	Cornell	6.96	2
	Larry, Lorenzo	SR-4	Wisconsin	FS	-
	Titi, Ncincilili	JR-3	South Carolina	FS	-

60 Meters College Semifinals Heat 1

PL.	NAME	YEAR	TEAM	TIME
1.	Larry, Lorenzo	SR-4	Wisconsin	6.80
2.	Clark, James	SR-4	Ohio State	6.83
3.	Paulino, Brailin	JR-3	Cornell	6.89
4.	Beck, Alex	SO-2	Cornell	6.92
5.	McBride, Andre	SR-4	Cal St. Northridge	6.92
6.	Webb, Jackson	FR-1	Oklahoma	6.93
7.	Asemota, Duan	JR-3	Ohio State	6.97
8.	Bourne, Naim	SO-2	Essex CC	7.04
9.	Griffith, Fabian	SR-4	Cal St. Los Angeles	7.12

60 Meters College Semifinals Heat 2

PL.	NAME	YEAR	TEAM	TIME
1.	Marshall, Deshawn	SR-4	Ohio State	6.77
2.	Dorsainvil, Winslow	SR-4	St. Thomas Aquinas	6.85
3.	Dawkins, Mikael	SO-2	UTSA	6.89
4.	Wanjiru, Moffat	FR-1	Hampton	6.92
5.	White, Desean	JR-3	Morgan State	6.95
6.	Lewis, Devon	JR-3	South Carolina	6.95
7.	Norris, James	FR-1	Cornell	6.98
8.	Hing, Isaac	JR-3	Arizona	7.03

60 Meters College Semifinals Heat 3

PL.	NAME	YEAR	TEAM	TIME
1.	Titi, Ncincilili	JR-3	South Carolina	6.77
2.	Lau, Alexander		Toronto	6.92
3.	Taylor, Byron	JR-3	UTSA	6.96
4.	Avery, Jonathan	SO-2	Cornell	6.97
5.	Charlton, Robert	SO-2	Oklahoma	7.00
6.	Burke, Asa	FR-1	Ohio State	7.00
7.	John, Malik	SO-2	Kingsborough CC	7.00
8.	Jazdyk, Steven	JR-3	Oklahoma	7.02
9.	Thompson, Nigel	SR-4	Morgan State	7.05

Men's 200 Meters College

200 Meters College Finals

PLACE	NAME	YEAR	TEAM	TIME	SCORE
1.	Titi, Ncincilili	JR-3	South Carolina	20.88	10
2.	Gray, Nick	SO-2	Ohio State	20.93	8
3.	Marshall, Deshawn	SR-4	Ohio State	21.42	6
4.	Bermudez, Ryan	SR-4	South Carolina	21.95	5

200 Meters College Preliminaries Heat 1

PL.	NAME	YEAR	TEAM	TIME
1.	McBride, Andre	SR-4	Cal St. Northridge	22.20
2.	Baker, Davian	FR-1	Essex CC	22.81
3.	Ford, Sean	SO-2	Stockton	23.25
4.	Kelley, Armon	FR-1	Monroe College	23.36

200 Meters College Preliminaries Heat 3

PL.	NAME	YEAR	TEAM	TIME
1.	Burke, Asa	FR-1	Ohio State	22.20
2.	Fratto, Nikolas	JR-3	Farmingdale St.	22.58
3.	Artwell, Odane	FR-1	Monroe College	22.77

200 Meters College Preliminaries Heat 5

PL.	NAME	YEAR	TEAM	TIME
1.	Taylor, Byron	JR-3	UTSA	21.89
2.	Diodonet, Saint-Jacob	SO-2	St. Thomas Aquinas	22.13
3.	Kwan, Anthony		Toronto	23.88

200 Meters College Preliminaries Heat 7

PL.	NAME	YEAR	TEAM	TIME
1.	Howell, Devvon	JR-3	Morgan State	22.24
2.	Lartigue, Noah	SR-4	Columbia	22.85
3.	Charlton, Robert	SO-2	Oklahoma	23.34

200 Meters College Preliminaries Heat 9

PL.	NAME	YEAR	TEAM	TIME
1.	Leach, Kevin	JR-3	Morgan State	22.67
2.	Thorpe, Rogiike	FR-1	Kingsborough CC	22.97
3.	Augustine-Mayers, Juwan	FR-1	Essex CC	23.20
4.	Desrosiers, Lugduni	FR-1	St. Thomas Aquinas	23.28

200 Meters College Preliminaries Heat 11

PL.	NAME	YEAR	TEAM	TIME
1.	Paulino, Brailin	JR-3	Cornell	22.28
2.	Cuevas, Onasi	SO-2	Essex CC	23.59
3.	Busby, Ronald	SR-4	Columbia	24.45

200 Meters College Preliminaries Heat 13

PL.	NAME	YEAR	TEAM	TIME
1.	Martig, Troy	FR-1	Columbia	23.51
2.	Hibbert, Alex	FR-1	Cal St. Northridge	23.92
	Egbo, David	SO-2	Arizona	DQ
	Beck, Alex	SO-2	Cornell	DQ

200 Meters College Preliminaries Heat 15

PL.	NAME	YEAR	TEAM	TIME
1.	Gray, Nick	SO-2	Ohio State	21.34
2.	Wanjiru, Moffat	FR-1	Hampton	22.22

200 Meters College Preliminaries Heat 2

PL.	NAME	YEAR	TEAM	TIME
1.	Bermudez, Ryan	SR-4	South Carolina	21.84
2.	Avery, Jonathan	SO-2	Cornell	22.39
3.	Powell, Jerrick	SO-2	Hampton	22.79
4.	Teart, Anthony	SR-4	Cal St. Northridge	23.47

200 Meters College Preliminaries Heat 4

PL.	NAME	YEAR	TEAM	TIME
1.	Warren, Chazz	FR-1	Cal St. Northridge	22.95
2.	Soybas, Emre	SO-2	Lehigh	23.03
3.	Motis, Joshua	FR-1	Farmingdale St.	24.82
	Johnson, Terry	FR-1	Ohio State	DQ

200 Meters College Preliminaries Heat 6

PL.	NAME	YEAR	TEAM	TIME
1.	Coleman, Antonio	SO-2	Monroe College	22.25
2.	Holden, LeeAnder	FR-1	Adelphi	23.25
3.	Stewart, St.Claire	FR-1	Monroe College	26.98

200 Meters College Preliminaries Heat 8

PL.	NAME	YEAR	TEAM	TIME
1.	Hing, Isaac	JR-3	Arizona	22.53
2.	Mowatt, Hakeem	SO-2	Kingsborough CC	23.74

200 Meters College Preliminaries Heat 10

PL.	NAME	YEAR	TEAM	TIME
1.	Titi, Ncincilili	JR-3	South Carolina	21.29
2.	Roberson, Joel	SR-4	Morgan State	22.08
3.	Sutton, Charles		Toronto	23.07
4.	Coleman, Derald	FR-1	Essex CC	23.13
5.	Troxell, Tom	SR-4	Lehigh	23.61

200 Meters College Preliminaries Heat 12

PL.	NAME	YEAR	TEAM	TIME
1.	Rosser, Khallifah	SR-4	Cal St. Los Angeles	21.84
2.	Hawkins, Chaz	JR-3	Duke	22.32
3.	Battaglia, Vincenzo	JR-3	Adelphi	22.84
4.	Clements, James	SR-4	Lehigh	23.71
5.	Fratto, Brian	SR-4	Stevens Institute	24.17

200 Meters College Preliminaries Heat 14

PL.	NAME	YEAR	TEAM	TIME
1.	Marshall, Deshawn	SR-4	Ohio State	21.69
2.	Webb, Jackson	FR-1	Oklahoma	22.05
3.	Drescher, Austin	SR-4	Adelphi	23.25
4.	McNear, Donta	FR-1	CC of Philadelphia	25.35

200 Meters College Preliminaries Heat 16

PL.	NAME	YEAR	TEAM	TIME
1.	Cooper, Stanford	JR-3	Cornell	22.54
2.	Harriott, Caniggia	FR-1	Morgan State	22.83

3. [Tyson, Jvaughn](#) SO-2 [Monroe College](#) 23.65

200 Meters College Preliminaries Heat 17

PL.	NAME	YEAR	TEAM	TIME
1.	Teague, Alex	SO-2	Wisconsin	22.05
2.	Carty, Mauriel	FR-1	Kingsborough CC	22.50 *
3.	Epps, Timothy	FR-1	Monroe College	23.32
4.	Tristano, Michael	JR-3	Farmingdale St.	24.09

200 Meters College Preliminaries Heat 19

PL.	NAME	YEAR	TEAM	TIME
1.	Norris, James	FR-1	Cornell	22.80
2.	Paterson, Kimone	FR-1	Kingsborough CC	22.81 *
3.	Harriott, Tyree	SO-2	Cal St. Northridge	23.24
4.	Sabatini, Jake	JR-3	Lehigh	23.32

200 Meters College Preliminaries Heat 21

PL.	NAME	YEAR	TEAM	TIME
1.	White, Desean	JR-3	Morgan State	22.17
2.	John, Malik	SO-2	Kingsborough CC	22.25 *
3.	Martin, Malik	SO-2	Cal St. Los Angeles	23.32
4.	Marshall, Edward	FR-1	CC of Philadelphia	24.89

Men's 400 Meters Division 4

400 Meters Division 4 Section 1

PL.	NAME	YEAR	TEAM	TIME
1.	Young, Elijah	FR-1	Monroe College	47.99 +
2.	Roberson, Joel	SR-4	Morgan State	48.01
3.	Diodonet, Saint-Jacob	SO-2	St. Thomas Aquinas	48.16 +
4.	Egbo, Daniel	SO-2	Arizona	49.66
5.	Szuba, Alexander		Sherbrooke	50.01

400 Meters Division 4 Section 3

PL.	NAME	YEAR	TEAM	TIME
1.	Rosser, Khalifah	SR-4	Cal St. Los Angeles	46.87 ✓ +
2.	Gray, Nick	SO-2	Ohio State	47.84
3.	Davis, Ryan	SR-4	Wisconsin	47.96
4.	Attah, Tobe	SR-4	Cornell	48.61
5.	Robbins, Ty Jaye	SO-2	South Carolina	49.64

Men's 400 Meters Developmental

3. [Harriott, Ian](#) JR-3 [Cal St. Northridge](#) 23.04

200 Meters College Preliminaries Heat 18

PL.	NAME	YEAR	TEAM	TIME
1.	Jefferson, Desmond	FR-1	UTSA	21.77
2.	Varella, Stephen	JR-3	Morgan State	23.02
3.	Barmer, Tionne	JR-3	Duke	23.28
4.	Tracey, Shawn	FR-1	Stockton	23.81

200 Meters College Preliminaries Heat 20

PL.	NAME	YEAR	TEAM	TIME
1.	Dawkins, Mikael	SO-2	UTSA	21.83
2.	Pierre-Louis, Yardley	FR-1	Monroe College	23.69

400 Meters Division 4 Section 2

PL.	NAME	YEAR	TEAM	TIME
1.	Washington, Zakee	FR-1	Arizona	48.01
2.	Sheriff, Va-Sheku	SO-2	UTSA	48.14
3.	Bermudez, Ryan	SR-4	South Carolina	48.24
4.	Houston, Bryce	SR-4	Arizona	48.64
5.	Coleman, Antonio	SO-2	Monroe College	49.07 +

400 Meters Developmental Section 1

PL.	NAME	YEAR	TEAM	TIME
1.	Fitzgerald, Neil		Central Park TC New Balan	56.52
2.	Turner, Matt		Phi Sig	57.88
3.	Milone, John		CPTC New Balance	59.12
4.	Schneider, Eric		Unattached	1:00.30
5.	Perlis, Noah		Shore AC/Gone Running	1:11.00

400 Meters Developmental Section 2

PL.	NAME	YEAR	TEAM	TIME
1.	Peters, Kadeem		Unattached	52.06
2.	Nanda, Pranav		Phi Sig Track & Field	52.84
3.	Kumar, Brahma		Phi Sig Track Club	53.17
4.	Lau, Sherman		CPTC New Balance	57.51
5.	Cornish, Andrew		Phi Sig Track Club	57.57

400 Meters Developmental Section 3

PL.	NAME	YEAR	TEAM	TIME
1.	Holmes, Donte		DC International	47.14
2.	Page, Champ		Unattached	47.35
3.	Corriette, Judah		Unattached	50.66
4.	thomas, zamir		Zenith Velocity AC	51.78
5.	Westcarr, Theodore		Kcc wave	54.99

400 Meters Developmental Section 4

PL.	NAME	YEAR	TEAM	TIME
1.	Spratling, Brycen		New York Athletic Club	46.76
2.	Clark, Andrae		Armoryyouth	47.96
3.	Lawrence, Rayon		Armoryyouth	48.26
4.	Fajardo, Ty		Unattached	50.94

400 Meters Developmental Section 5

PL.	NAME	YEAR	TEAM	TIME
1.	Joseph, Serjunior		Kcc wave	50.88
2.	Bogle , Dikembe		Unattached	51.03
	Celestine, Renaldo		Kcc wave	FS

Men's 800 Meters Division 4

[Top↑](#)

[print](#)

PLACE	NAME	YEAR	TEAM	TIME	SCORE
1.	Kibet, Collins	SR-4	Arizona	1:48.74	10
2.	Guerrera, Trevor	JR-3	Sacred Heart	1:50.98	8
3.	Brown, Eric	SO-2	Wisconsin	1:51.12	6
4.	Smart, Sacha		Toronto	1:51.19	5
5.	Jones, Otis	SO-2	South Carolina	1:51.24	4
6.	Manhertz, Derrell	SR-4	Texas	1:51.49	3
7.	Gioielli, Joe	SR-4	Central Connecticut	1:51.82	2
8.	Uhr, Robert	SR-4	Texas	1:54.49	1
9.	Obinwa, Sean		Unattached	1:55.18	-
10.	Lumax, Selasi		Big Bear TC	1:55.68	-

Men's 1000 Meters High School

PLACE	NAME	YEAR	TEAM	TIME	SCORE
1.	Suliman, Waleed		Freeman, Douglas	2:27.90	-
2.	Rivera, Rey		Old Bridge	2:28.56	-

3.	Morrison, Joe	Arlington	2:29.61	-
4.	Hughes, Conor	Fordham Prep	2:30.03	-
5.	Camillieri, Brian	Nanuet	2:30.23	-
6.	Ratte, Connor	Coventry	2:31.42	-
7.	Carrera, Marc	St. Peters	2:33.98	-
8.	Gindi, Elliot	Ocean Township	2:35.74	-
9.	Siff-Scherr, Aaron	Paul D. Schreiber	2:36.18	-
10.	Roberts, Jeff	Pascack Valley	2:38.55	-
11.	Wagner, Nick	Penn Trafford Sr. High School	2:39.58	-

Men's 1500 Meters Division 4

PLACE	NAME	YEAR	TEAM	TIME	SCORE
1.	Butchart, Andrew		New Balance	3:37.58	-
2.	Palmer, Ford		HOKA NJ/NY TC	3:42.76	-
3.	Hatler, Chris	SR-4	Penn	3:44.01	-
4.	Hazouri, Brandon		Unattached	3:44.97	-
5.	Fleet, Mac		Nike	3:45.12	-
6.	Santana, Alfredo		Juventus TC	3:46.85	-
7.	Villarreal, Carlos	FR-1	Arizona	3:47.92	-
8.	Avila, Eric		HOKA	3:50.84	-
9.	Crocker, Will		District Track Club	3:54.18	-
	Crawford, Graham		HOKA NJ/NY TC	DNF	-

Men's Mile Division 4

[Top ↑](#)

[print](#)

PLACE	NAME	YEAR	TEAM	TIME	SCORE
1.	Butchart, Andrew		New Balance	3:54.23	-
2.	Palmer, Ford		HOKA NJ/NY TC	3:58.78	-
3.	Hatler, Chris	SR-4	Penn	4:00.50	-
4.	Hazouri, Brandon		Unattached	4:01.00	-
5.	Fleet, Mac		Nike	4:01.42	-
6.	Santana, Alfredo		Juventus TC	4:02.67	-
7.	Villarreal, Carlos	FR-1	Arizona	4:04.19	-
8.	Avila, Eric		HOKA	4:08.93	-
9.	Crocker, Will		District Track Club	4:12.90	-
	Crawford, Graham		HOKA NJ/NY TC	DNF	-
	Campbell, Kemoy		New Balance	DNF	-

Men's 3000 Meters Division 4

PLACE	NAME	YEAR	TEAM	TIME	SCORE
1.	Pearson, Morgan		361 USA	7:49.46	-
2.	McDonald, Morgan	JR-3	Wisconsin	7:51.19	-
3.	Hunter, Drew		Adidas	7:51.90	-
4.	Winn, Daniel		BAA	7:52.27	-
5.	Mahoney, Travis		HOKA NJ/NY TC	7:52.49	-
6.	Brannigan, Mikey		New York Athletic Club	8:07.64	-
7.	Parrish, Mark		Pure Athletics	8:11.18	-
8.	Hind, Owen	JR-3	West Texas A&M	8:20.06	-
9.	Filippazzo, Nick		Unattached	8:26.61	-
	Crawford, Graham		HOKA NJ/NY TC	DNF	-

Men's 5000 Meters

PLACE	NAME	YEAR	TEAM	TIME	SCORE
1.	Garrett, Stephen	SO-2	Duke	14:39.89	10
2.	Miao, George	JR-3	Columbia	14:40.90	8
3.	Italiano, Tyler	SO-2	Columbia	14:43.01	6
4.	Hanig, Jonah	SR-4	Columbia	14:53.31	5
5.	Cornine, Nicholas	JR-3	Siena	14:54.23	4
6.	Cruz, Alex	SO-2	UTSA	14:54.79	3
7.	Hardy, Evan	SR-4	Lehigh	14:56.26	2
8.	Hoff, Cole	FR-1	Duke	14:57.18	1
9.	Kirshenbaum, Jeffrey	FR-1	Lehigh	14:58.95	-
10.	Moroney, Ben	SR-4	Trevecca Nazarene	15:11.21	-
11.	Rautter, Michael	FR-1	Siena	15:25.19	-
12.	Canavan, Andrew	SO-2	Siena	15:25.50	-
13.	Leonard, Kyle	SR-4	Lehigh	15:27.24	-
14.	Arita, Brian	SO-2	Lehigh	15:30.23	-
15.	Van Buskirk, Shaun	SO-2	Siena	15:38.06	-
16.	Hatheway, Gavin		Queen's University	15:40.78	-
17.	Velasquez, Jose	JR-3	Adelphi	15:57.64	-

Men's 60 Hurdles Developmental

PLACE	NAME	YEAR	TEAM	TIME	SCORE
1.	Holloway, Trey		Unattached	7.97	-
2.	Forbes, Ronald		Sabaku Management	8.00	-
3.	watson, stallone		Team jamaica	8.17	-
4.	Peggues, Russell		Unattached	8.37	-
5.	Folacci, Alexandre		Unattached	8.57	-

Men's High Jump College

PLACE	NAME	YEAR	TEAM	METRIC	ENGLISH	SCORE
1.	Sessions, Colt 1.80 1.85 1.90 1.95 1.99 2.02 2.05 2.08 2.11 PPP PPP PPP O XO XXO XXO XO XXX	JR-3	Duke	2.08m	6' 9.75"	-
2.	Micheau, Sebastien 1.80 1.85 1.90 1.95 1.99 2.02 2.05 2.08 PPP PPP O O PPP XO O XXX		Poitiers	2.05m	6' 8.75"	-
3.	Edwards, Davante 1.80 1.85 1.90 1.95 1.99 2.02 2.05 2.08 PPP O OPP PPP XXO XO XXO XXX	SO-2	UTSA	2.05m	6' 8.75"	-
4.	Ridout, Rivers 1.80 1.85 1.90 1.95 1.99 2.02 PPP PPP PPP O O XXX	SO-2	Duke	1.99m	6' 6.25"	-
5.	Casimir, Mc Christian 1.80 1.85 1.90 1.95 1.99 2.02 O O O O XO XXX		Sherbrooke	1.99m	6' 6.25"	-
6.	Xu, Hao 1.80 1.85 1.90 1.95 1.99 2.02 PPP PPP O O XO XXX		McGill	1.99m	6' 6.25"	-
7.	Landsman, Josh 1.80 1.85 1.90 1.95 1.99 PPP O O O XXX	JR-3	Maryland	1.95m	6' 4.75"	-
8.	Tape-Jackson, Lohnnie	JR-3	Cal. St. Northridge	1.95m	6' 4.75"	-

9.	1.80 PPP	1.85 PPP	1.90 O	1.95 O	1.99 XXX	SR-4	St. Thomas Aquinas	1.95m	6' 4.75"	-
10.	1.80 PPP	1.85 O	1.90 OPP	1.95 XO	2.02 XXX		Quebec at Chicoutimi	1.95m	6' 4.75"	-
11.	1.80 O	1.85 XO	1.90 O	1.95 XXO	1.99 XXX	FR-1	UTSA	1.95m	6' 4.75"	-
12.	1.80 PPP	1.85 PPP	1.90 XXO	1.95 XXO	1.99 XXX		Western Ontario	1.95m	6' 4.75"	-
13.	1.80 PPP	1.85 PPP	1.90 O	1.95 XXX		FR-1	Brown	1.90m	6' 2.75"	-
14.	1.80 O	1.85 XO	1.90 XXX				Sherbrooke	1.85m	6' 0.75"	-
	1.80 XXX					SR-4	Stockton	NH	NH	-
	1.80 XXX					FR-1	Morgan State	NH	NH	-
	1.90 XXX					JR-3	UTSA	NH	NH	-

Men's High Jump Division 4

[Top↑](#)

[print](#)

PLACE	NAME	YEAR	TEAM	METRIC	ENGLISH	SCORE		
1.	Summerset, Justice 2.05 O	2.09 PPP	2.13 XO	2.17 O	2.25 XXX	FR-1 Arizona	2.17m 7' 1.5"	-
2.	Williams, Tye 2.05 O	2.09 O	2.13 O	2.17 XXX		JR-3 South Carolina	2.13m 6' 11.75"	-
3.	Bowen, Alexander 2.05 O	2.09 XO	2.13 O	2.17 XXX		Unattached	2.13m 6' 11.75"	-
4.	Sandiford, O'Neil 2.05 O	2.09 XXO	2.13 O	2.17 XXX		Unattached	2.13m 6' 11.75"	-
5.	White, Dean 2.05 XO	2.09 O	2.13 XXO	2.17 XXX		FR-1 Oklahoma	2.13m 6' 11.75"	-
6.	Lazarou, Myles 2.05 O		2.09 XXX			JR-3 Cornell	2.05m 6' 8.75"	-
7.	O'Georgia, Bryant					SO-2 Arizona	2.05m 6' 8.75"	-




2.05
XO

2.09
XXX

Men's Pole Vault

[Top↑](#)

[print](#)

PLACE	NAME	YEAR	TEAM	METRIC	ENGLISH	SCORE	
1.	Favor, Everette 3.954.104.254.404.554.704.854.955.055.155.37 PPPPPPPPPPPPPPPPPPPPPO O XXX	SR-4	Oklahoma	5.15m	16' 10.75"	10	
2.	Honka, Ondrej 3.954.104.254.404.554.704.854.955.055.155 PPP PPP PPP PPP PPP O PPP O O XXX	SR-4	Rhode Island	5.05m	16' 6.75"	8	* 
3.	Wilkes, Ryan 3.954.104.254.404.554.704.854.955.055.155 PPP PPP PPP PPP PPP O O XO XO XXX	SO-2	Rhode Island	5.05m	16' 6.75"	6	* 
4.	Hall, Connor 3.95 4.10 4.25 4.40 4.55 4.70 4.85 4.95 PPP PPP PPP PPP PPP PPP O XXX	SR-4	Duke	4.85m	15' 11"	5	
5.	Pancotti, Louis 3.95 4.10 4.25 4.40 4.55 4.70 4.85 4.95 PPP PPP PPP PPP XO O XXO XXX	JR-3	Cal St. Northridge	4.85m	15' 11"	3.5	
6.	Gyllensten, Simon 3.95 4.10 4.25 4.40 4.55 4.70 4.85 5.05 PPP PPP PPP PPP PPP XO XXO XXX	JR-3	South Carolina	4.85m	15' 11"	3.5	
7.	Jazdyk, Steven 3.95 4.10 4.25 4.40 4.55 4.70 4.85 4.95 PPP PPP PPP PPP XO XXO XXO XXX	JR-3	Oklahoma	4.85m	15' 11"	2	
8.	O'Brien, Robert 3.95 4.10 4.25 4.40 4.55 4.70 4.85 PPP PPP PPP PPP PPP O XXX	SO-2	Columbia	4.70m	15' 5"	1	
9.	Woodley, Armand 3.95 4.10 4.25 4.40 4.55 4.70 4.85 PPP PPP PPP PPP XO O XXX	SO-2	South Carolina	4.70m	15' 5"	-	
10.	Gates, Chad 3.95 4.10 4.25 4.40 4.55 PPP PPP XO O XXX	SO-2	UTSA	4.40m	14' 5.25"	-	
11.	Cantrell, Logan 3.95 4.10 4.25 4.40 PPP PPP XO XXX	FR-1	Cal St. Northridge	4.25m	13' 11.25"	-	
12.	Yorker, Ivory 3.95 4.10 4.25 4.40 XO O XXO XXX	JR-3	Stockton	4.25m	13' 11.25"	-	
13.	Kert, Morley 3.95 4.10 4.25 O O XXX		McGill	4.10m	13' 5.25"	-	
14.	Birch, Beau 3.95 4.10 O XXX	SR-4	Stockton	3.95m	12' 11.5"	-	
	Nicolas, Mark 4.55 XXX	JR-3	Cal St. Northridge	NH	NH	-	

[Qadiri, Qudratullah](#)

FR-1

[Stockton](#)

NH

NH

-

4.10

XXX

[Limon, Tevin](#)

SR-4

[Cal St. Northridge](#)

NH

NH

-

4.40




XXX

Men's Long Jump

[Top↑](#)

[print](#)

PLACE	NAME	YEAR	TEAM	METRIC	ENGLISH	SCORE	HEAT(PL)
1.	Lavong, Carlton		Unattached	7.61m	24' 11.75"	-	4(1)
	7.61m (+0.0)						
	5.60m (+0.0)						
	7.37m (+0.0)						
	7.20m (+0.0)						
	FOUL (+0.0)						
	7.45m (+0.0)						
2.	Randrianasolo, Yann	SO-2	South Carolina	7.55m	24' 9.25"	10	4(2)
	7.12m (+0.0)						
	7.46m (+0.0)						
	7.55m (+0.0)						
	7.30m (+0.0)						
	FOUL (+0.0)						
	7.42m (+0.0)						
3.	Hylton, Lloyd	JR-3	Morgan State	7.28m	23' 10.75"	8	4(3)
	7.28m (+0.0)						
	FOUL (+0.0)						
	7.07m (+0.0)						
	6.88m (+0.0)						
	7.06m (+0.0)						
	7.00m (+0.0)						
4.	Sellars, Kaylon	FR-1	UTSA	7.28m	23' 10.75"	6	2(1)
	7.28m (+0.0)						
	FOUL (+0.0)						
	PASS (+0.0)						
	FOUL (+0.0)						
	FOUL (+0.0)						
	FOUL (+0.0)						
5.	Balogun, Jonny		Unattached	7.20m	23' 7.5"	-	4(4)
	6.86m (+0.0)						
	7.20m (+0.0)						
	FOUL (+0.0)						
	6.91m (+0.0)						
	FOUL (+0.0)						

	FOUL (+0.0)							
6.	Assoua, Gaston	JR-3	Maryland	7.09m	23' 3.25"	5	4(5)	
	7.09m (+0.0)							
	FOUL (+0.0)							
	6.89m (+0.0)							
	6.60m (+0.0)							
	FOUL (+0.0)							
	FOUL (+0.0)							
7.	Burley, Casey	JR-3	Rhode Island	7.06m	23' 2"	4	4(6)	 
	6.83m (+0.0)							
	FOUL (+0.0)							
	7.01m (+0.0)							
	6.79m (+0.0)							
	7.06m (+0.0)							
	6.86m (+0.0)							
8.	Thompson, Nigel	SR-4	Morgan State	7.04m	23' 1.25"	3	3(1)	
	7.03m (+0.0)							
	6.74m (+0.0)							
	6.47m (+0.0)							
	7.04m (+0.0)							
	6.52m (+0.0)							
	FOUL (+0.0)							
9.	Fisher, Davin	FR-1	Ohio State	7.04m	23' 1.25"	2	4(7)	
	7.04m (+0.0)							
	FOUL (+0.0)							
	FOUL (+0.0)							
	FOUL (+0.0)							
	FOUL (+0.0)							
	FOUL (+0.0)							
10.	Hicks, Dennis	FR-1	Cal St. Northridge	7.03m	23' 0.75"	1	3(2)	
	6.81m (+0.0)							
	6.95m (+0.0)							
	7.03m (+0.0)							
	FOUL (+0.0)							
	6.44m (+0.0)							
	6.63m (+0.0)							
11.	Seaton, James	SO-2	Cornell	6.92m	22' 8.5"	-	3(3)	
	6.92m (+0.0)							
	6.78m (+0.0)							
	6.84m (+0.0)							
12.	Hawkins, Chaz	JR-3	Duke	6.90m	22' 7.75"	-	3(4)	
	6.50m (+0.0)							
	6.90m (+0.0)							
	6.61m (+0.0)							
13.	Cheval, Thomas	JR-3	Oklahoma	6.89m	22' 7.25"	-	4(8)	



13.	6.89m (+0.0) FOUL (+0.0) FOUL (+0.0) Vann, Greg	SO-2	Oklahoma	6.89m	22' 7.25"	-	4(9)
15.	6.89m (+0.0) 6.70m (+0.0) 6.71m (+0.0) 6.83m (+0.0) Smith, JR	SO-2	Duke	6.83m	22' 5"	-	2(2)
16.	6.10m (+0.0) 6.73m (+0.0) 6.76m (+0.0) Riley, Adrian	JR-3	UTSA	6.76m	22' 2.25"	-	2(3)
17.	6.40m (+0.0) 6.72m (+0.0) 6.74m (+0.0) Powell, Jerrick	SO-2	Hampton	6.74m	22' 1.5"	-	3(5)
18.	6.40m (+0.0) 6.74m (+0.0) FOUL (+0.0) Nedd, Kelsey	JR-3	Cornell	6.74m	22' 1.5"	-	3(6)
19.	6.70m (+0.0) FOUL (+0.0) 6.57m (+0.0) Harley, Re'Quan	JR-3	Cal St. Northridge	6.70m	21' 11.75"	-	3(7)
20.	Ballon-Delaitre, Maxime 6.50m (+0.0) 6.55m (+0.0) 6.67m (+0.0)		Val d'Essone	6.67m	21' 10.75"	-	3(8)
21.	6.26m (+0.0) 6.55m (+0.0) 6.62m (+0.0) Dawkins, Mikael	SO-2	UTSA	6.62m	21' 8.75"	-	1(1)
22.	6.56m (+0.0) 6.33m (+0.0) PASS (+0.0) Rodriguez, Alex	JR-3	Cornell	6.56m	21' 6.25"	-	3(9)
23.	6.54m (+0.0) 6.47m (+0.0) 6.54m (+0.0) Arnold, Matthew	FR-1	Cal St. Northridge	6.54m	21' 5.5"	-	2(4)
24.	6.52m (+0.0) 6.48m (+0.0) Hagerty, Sean	SR-4	East Stroudsburg	6.52m	21' 4.75"	-	3(10)



25.	PASS (+0.0) Taylor, Byron	JR-3	UTSA	6.51m	21' 4.25"	-	2(5)	
	6.43m (+0.0) 3.97m (+0.0) 6.51m (+0.0)							
26.	Diniz, Roni	FR-1	Wheaton (Mass.)	6.50m	21' 4"	-	2(6)	✓
	6.46m (+0.0) 5.73m (+0.0) 6.50m (+0.0)							
27.	Riley, Nigel	JR-3	Rhode Island	6.50m	21' 4"	-	3(11)	
	6.01m (+0.0) 6.50m (+0.0) 6.26m (+0.0)							
28.	Alfano, Andrew	SO-2	Maryland	6.47m	21' 2.75"	-	2(7)	
	FOUL (+0.0) FOUL (+0.0) 6.47m (+0.0)							
29.	Lanctot-Reeves, Vincent		Sherbrooke	6.46m	21' 2.5"	-	1(2)	
	6.14m (+0.0) 6.46m (+0.0) 6.38m (+0.0)							
30.	Drescher, Austin	SR-4	Adelphi	6.42m	21' 0.75"	-	1(3)	✘
	6.42m (+0.0) 6.23m (+0.0) 6.29m (+0.0)							
31.	Williams, Jaelen	FR-1	Hampton	6.33m	20' 9.25"	-	3(12)	
	4.17m (+0.0) 6.33m (+0.0) 6.23m (+0.0)							
32.	Harris, Kamar	SO-2	Monroe College	6.31m	20' 8.5"	-	1(4)	
	5.71m (+0.0) FOUL (+0.0) 6.31m (+0.0)							
33.	Graham, Charles	SO-2	Hampton	6.30m	20' 8"	-	2(8)	
	6.30m (+0.0) FOUL (+0.0) 5.94m (+0.0)							
34.	Golubovic, Daniel	SR-4	Duke	6.26m	20' 6.5"	-	2(9)	
	6.26m (+0.0) 6.20m (+0.0) 6.06m (+0.0)							
35.	Bowbliss, James	SO-2	Stockton	6.22m	20' 5"	-	1(5)	
	6.22m (+0.0) 5.83m (+0.0) FOUL (+0.0)							

Men's Triple Jump

PLACE	NAME	YEAR	TEAM	METRIC	ENGLISH	SCORE	HEAT(PL)
1.	Seward, DaJuan	SO-2	Ohio State	15.47m	50' 9.25"	10	2(1)
	15.47m (+0.0)						
	15.38m (+0.0)						
	15.25m (+0.0)						
	PASS (+0.0)						
	PASS (+0.0)						
	PASS (+0.0)						
2.	Seaton, James	SO-2	Cornell	15.23m	49' 11.75"	8	2(2) 
	14.89m (+0.0)						
	14.32m (+0.0)						
	14.69m (+0.0)						
	14.98m (+0.0)						
	15.23m (+0.0)						
	14.54m (+0.0)						
3.	McClain, Hayden	SR-4	Oklahoma	15.21m	49' 11"	6	2(3)
	13.98m (+0.0)						
	15.21m (+0.0)						
	FOUL (+0.0)						
	FOUL (+0.0)						
	14.70m (+0.0)						
	FOUL (+0.0)						
4.	Katz, Jason	SO-2	Brown	14.97m	49' 1.5"	5	2(4)  
	14.85m (+0.0)						
	14.49m (+0.0)						
	14.94m (+0.0)						
	14.42m (+0.0)						
	14.97m (+0.0)						
	14.91m (+0.0)						
5.	Mitchell, Marcus	SO-2	Oklahoma	14.92m	48' 11.5"	4	2(5)
	FOUL (+0.0)						
	14.17m (+0.0)						
	14.58m (+0.0)						
	FOUL (+0.0)						
	14.32m (+0.0)						
	14.92m (+0.0)						
6.	Tanic, Axel		Rennes	14.88m	48' 10"	3	2(6)
	14.79m (+0.0)						
	FOUL (+0.0)						
	14.86m (+0.0)						
	13.56m (+0.0)						
	14.88m (+0.0)						
	14.88m (+0.0)						

7.	Lewis, Jared	JR-3	Stockton	14.83m	48' 8"	2	2(7)	
	14.39m (+0.0)							
	14.49m (+0.0)							
	14.66m (+0.0)							
	13.53m (+0.0)							
	14.83m (+0.0)							
	14.68m (+0.0)							
8.	Sellars, Kaylon	FR-1	UTSA	14.75m	48' 4.75"	1	2(8)	
	14.75m (+0.0)							
	13.69m (+0.0)							
	FOUL (+0.0)							
	13.56m (+0.0)							
	FOUL (+0.0)							
	14.56m (+0.0)							
9.	Washington, Nathan	SO-2	Cal St. Northridge	14.34m	47' 0.75"	-	1(1)	
	FOUL (+0.0)							
	14.34m (+0.0)							
	14.13m (+0.0)							
	FOUL (+0.0)							
	14.12m (+0.0)							
	14.34m (+0.0)							
10.	Foster, Joshua	SO-2	Oklahoma	14.27m	46' 10"	-	2(9)	
	14.14m (+0.0)							
	FOUL (+0.0)							
	14.27m (+0.0)							
11.	Neboh, Dexter	FR-1	Oklahoma	14.19m	46' 6.75"	-	2(10)	
	FOUL (+0.0)							
	FOUL (+0.0)							
	14.19m (+0.0)							
12.	Ballon-Delaitre, Maxime		Val d'Essone	14.10m	46' 3.25"	-	2(11)	
	14.10m (+0.0)							
	13.84m (+0.0)							
	13.73m (+0.0)							
13.	Hicks, Dennis	FR-1	Cal St. Northridge	14.06m	46' 1.5"	-	1(2)	
	14.06m (+0.0)							
	FOUL (+0.0)							
	FOUL (+0.0)							
14.	Perez, Brendon	SO-2	Monroe College	13.96m	45' 9.75"	-	1(3)	
	FOUL (+0.0)							
	13.96m (+0.0)							
	FOUL (+0.0)							
15.	Ridgeway, La Treil	SR-4	East Stroudsburg	13.93m	45' 8.5"	-	1(4)	
	13.88m (+0.0)							
	13.93m (+0.0)							
	13.50m (+0.0)							

Men's Shot Put

PLACE	NAME	YEAR	TEAM	METRIC	ENGLISH	SCORE	HEAT(PL)
1.	Demaline, Nicholas	JR-3	Ohio State	18.57m	60' 11.25"	10	3(1)
	18.21m (+0.0)						
	17.96m (+0.0)						
	FOUL (+0.0)						
	18.30m (+0.0)						
	18.48m (+0.0)						
	18.57m (+0.0)						
2.	Bonhurst, Ben	JR-3	South Carolina	17.85m	58' 6.75"	8	3(2)
	FOUL (+0.0)						
	17.06m (+0.0)						
	FOUL (+0.0)						
	FOUL (+0.0)						
	17.85m (+0.0)						
	FOUL (+0.0)						
3.	Favors, Eric	FR-1	South Carolina	17.78m	58' 4"	6	3(3)
	FOUL (+0.0)						
	17.78m (+0.0)						
	17.67m (+0.0)						
	FOUL (+0.0)						
	FOUL (+0.0)						
	FOUL (+0.0)						
4.	Dyke, Dylan	SR-4	Ohio State	17.49m	57' 4.75"	5	3(4)
	17.27m (+0.0)						
	FOUL (+0.0)						
	17.49m (+0.0)						
	FOUL (+0.0)						
	17.41m (+0.0)						
	FOUL (+0.0)						
5.	Murphy, Corey		Unattached	17.43m	57' 2.25"	-	3(5)
	16.89m (+0.0)						
	16.04m (+0.0)						
	17.43m (+0.0)						
	FOUL (+0.0)						
	FOUL (+0.0)						
	FOUL (+0.0)						
6.	Benoit, Kelsey	JR-3	UTSA	17.13m	56' 2.5"	4	3(6)
	16.31m (+0.0)						
	16.61m (+0.0)						
	17.12m (+0.0)						
	FOUL (+0.0)						
	17.13m (+0.0)						

7.	FOUL (+0.0) Rosales, Zach	SR-4	Cal St. Northridge	16.79m	55' 1"	3	3(7)
	FOUL (+0.0) FOUL (+0.0) 16.79m (+0.0) FOUL (+0.0) FOUL (+0.0) FOUL (+0.0)						
8.	Browley, Reggie	FR-1	Ohio State	16.78m	55' 0.75"	2	2(1)
	15.91m (+0.0) 15.69m (+0.0) 16.78m (+0.0) FOUL (+0.0) 16.24m (+0.0) FOUL (+0.0)						
9.	Booth, Ryan	JR-3	Youngstown St.	16.70m	54' 9.5"	1	3(8)
	16.68m (+0.0) 16.70m (+0.0) FOUL (+0.0) FOUL (+0.0) 16.28m (+0.0) 16.52m (+0.0)						
10.	Vargas, Gabriel	SR-4	UTSA	16.54m	54' 3.25"	-	3(9)
	16.43m (+0.0) FOUL (+0.0) 16.54m (+0.0) FOUL (+0.0) FOUL (+0.0) FOUL (+0.0)						
11.	Finke, Tyler	SR-4	UTSA	16.51m	54' 2"	-	2(2)
	16.24m (+0.0) FOUL (+0.0) 16.51m (+0.0)						
12.	Meyer, Clint	FR-1	Cal St. Northridge	16.33m	53' 7"	-	2(3)
	16.15m (+0.0) 16.33m (+0.0) 16.20m (+0.0)						
13.	Seipel, Max	JR-3	Ohio State	16.25m	53' 3.75"	-	3(10)
	FOUL (+0.0) 16.25m (+0.0) FOUL (+0.0)						
14.	Ballenger, Jared	JR-3	Ohio State	16.17m	53' 0.75"	-	3(11)
	16.16m (+0.0) 16.17m (+0.0) 15.96m (+0.0)						
15.	Lucas, Dawaun	JR-3	Cal St. Northridge	15.92m	52' 2.75"	-	2(4)

	FOUL (+0.0)						
	15.55m (+0.0)						
	15.92m (+0.0)						
16.	Olivares, Jesus	FR-1	UTSA	15.74m	51' 7.75"	-	2(5)
	14.65m (+0.0)						
	15.74m (+0.0)						
	FOUL (+0.0)						
17.	Elliott, Vikarie	FR-1	Morgan State	14.69m	48' 2.5"	-	2(6)
	14.69m (+0.0)						
	FOUL (+0.0)						
	FOUL (+0.0)						
18.	Edwards, Omar	FR-1	Cal St. Los Angeles	14.13m	46' 4.25"	-	2(7)
	13.54m (+0.0)						
	14.13m (+0.0)						
	13.26m (+0.0)						
19.	Opont, Rickssen	FR-1	St. Thomas Aquinas	13.75m	45' 1.5"	-	2(8)
	13.75m (+0.0)						
	13.75m (+0.0)						
	13.69m (+0.0)						
20.	Wilkinson, Lonzo	FR-1	Monroe College	13.70m	44' 11.5"	-	1(1)
	13.47m (+0.0)						
	13.38m (+0.0)						
	13.70m (+0.0)						