

European Running Championships


















Leuven, 12-13/04/2025, BEL


















10KM HALF-MARATHON MARATHON

HOME / Men Elite / Live



Pos	Nr	Name	NOC	5k		10k		15k		20k		Checkpoint	Time	Ran
				Pos	Time	Pos	Time	Pos	Time	Pos	Time			
1.	39	GRESSIER Jimmy PB: 59:46		1	13:52	1	27:50	1	42:07	1	56:38	Finish	0:59:45 21.2km/h	
2.	3	KIBRAB Awet Nftalem PB: 1:00:46, SB: 1:00:46		2	13:52	2	28:05	2	42:47	2	57:56	Finish	1:01:08 20.7km/h	
3.	1	GONDOUIN Valentin PB: 1:00:17, SB: 1:00:17		4	14:20	4	28:38	4	43:24	4	58:39	Finish	1:01:54 20.4km/h	
4.	4	GIDEY Efrem PB: 1:00:51		3	13:54	3	28:17	3	43:16	3	58:39	Finish	1:01:55 20.4km/h	
5.	6	CHIAPPINELLI Yohanes PB: 1:00:50, SB: 1:01:01		8	14:21	7	28:53	7	43:46	5	58:53	Finish	1:02:11 20.4km/h	
6.	2	DEBOGNIES Simon PB: 1:01:02, SB: 1:01:02		6	14:21	5	28:42	5	43:41	7	59:17	Finish	1:02:27 20.3km/h	
7.	13	BLANCO Jorge PB: 1:01:45		15	14:29	13	29:11	13	44:14	9	59:18	Finish	1:02:29 20.3km/h	
8.	40	MAYO Carlos PB: 59:39		7	14:21	9	28:53	8	43:46	8	59:17	Finish	1:02:30 20.2km/h	
9.	9	GUERRA Javier PB: 1:01:21, SB: 1:02:41		13	14:29	12	29:11	14	44:14	10	59:18	Finish	1:02:31 20.2km/h	
10.	47	CHALA Ebba Tulu PB: 1:04:07		9	14:21	8	28:53	9	43:46	6	59:17	Finish	1:02:34 20.2km/h	1

Pos	Nr	Name	NOC	5k		10k		15k		20k		Checkpoint	Time	Rank
				Pos	Time	Pos	Time	Pos	Time	Pos	Time			
11.	14	VAN HOOREN Bas PB: 1:02:04, SB: 1:02:04		11	14:23	11	28:57	10	44:04	11	59:29	Finish	1:02:46 20.2km/h	1
12.	57	GONZALEZ Jorge		17	14:29	16	29:11	16	44:14	14	59:34	Finish	1:02:52 20.1km/h	1
13.	42	HASSAOUS Nassim PB: 1:01:48		14	14:29	14	29:11	12	44:14	13	59:32	Finish	1:02:52 20.1km/h	1
14.	49	OUHDA Ahmed PB: 1:04:18		12	14:25	15	29:11	15	44:14	15	59:34	Finish	1:02:58 20.1km/h	1
15.	47	AUGUSTO Bastien PB: 1:00:18		5	14:21	6	28:47	6	43:45	12	59:29	Finish	1:02:58 20.1km/h	1
16.	12	MONTOYA Raphael PB: 1:02:16, SB: 1:04:27		10	14:22	10	28:57	11	44:04	16	59:45	Finish	1:03:16 20.0km/h	1
17.	17	CHEVRIER Xavier PB: 1:01:56, SB: 1:01:56		18	14:29	19	29:12	18	44:23	18	1:00:08	Finish	1:03:33 19.9km/h	1
18.	19	HINTERNDORFER Timo PB: 1:03:05		16	14:29	17	29:11	17	44:14	17	1:00:02	Finish	1:03:36 19.9km/h	1
19.	5	SELVAROLO Pasquale PB: 1:00:32		19	14:29	18	29:11	19	44:24	19	1:00:34	Finish	1:04:02 19.8km/h	1
20.	10	SÁNCHEZ Pablo PB: 1:02:03, SB: 1:02:13		22	14:43	20	29:39	20	44:54	20	1:00:45	Finish	1:04:11 19.7km/h	2
21.	20	PAQUET Amaury PB: 1:02:19		23	14:44	23	29:52	21	45:20	21	1:01:05	Finish	1:04:34 19.6km/h	2
22.	43	NYZHNYK Mykola PB: 1:03:14		20	14:35	22	29:45	22	45:20	22	1:01:14	Finish	1:04:42 19.6km/h	2
23.	17	PEREIRA André PB: 1:02:20, SB: 1:02:20		21	14:39	21	29:45	23	45:34	23	1:01:23	Finish	1:04:46 19.5km/h	2
24.	27	OLIVEIRA Luís PB: 1:04:17, SB: 1:04:17		24	14:44	25	29:54	25	45:34	24	1:01:26	Finish	1:04:47 19.5km/h	2
25.	16	SCHYNS Nicolas PB: 1:03:13, SB: 1:03:56		25	14:44	24	29:52	24	45:34	25	1:01:26	Finish	1:04:47 19.5km/h	2
26.	46	BIERINCKX Vincent PB: 1:04:05, SB: 1:04:05		29	15:04	30	30:17	28	45:44	27	1:01:36	Finish	1:04:48 19.5km/h	2
27.	25	JOHNSEN Mikael PB: 1:03:50, SB: 1:04:05		27	14:45	27	30:01	29	45:44	26	1:01:36	Finish	1:04:53 19.5km/h	2

Pos	Nr	Name	NOC	5k		10k		15k		20k		Checkpoint	Time	Rank
				Pos	Time	Pos	Time	Pos	Time	Pos	Time			
		MARQUES												
28.	23	Miguel PB: 1:03:28, SB: 1:05:55		38	15:11	29	30:17	26	45:44	28	1:01:36	Finish	1:04:57 19.5km/h	2
		COLLARD Arnaud												
29.	28	COLLARD Arnaud PB: 1:03:28, SB: 1:11:09		28	14:45	26	29:59	27	45:44	29	1:01:38	Finish	1:05:07 19.4km/h	2
		ALKANOĞLU												
30.	32	Ahmet PB: 1:03:57, SB: 1:04:56		30	15:04	31	30:18	31	45:44	31	1:01:41	Finish	1:05:07 19.4km/h	3
		SLOTH Jens												
31.	45	SLOTH Jens PB: 1:03:52, SB: 1:03:52		26	14:45	28	30:03	30	45:44	30	1:01:40	Finish	1:05:08 19.4km/h	3
		CSERE Gáspár												
32.	34	CSERE Gáspár PB: 1:03:39, SB: 1:05:50		36	15:08	35	30:49	32	46:44	32	1:02:52	Finish	1:06:29 19.0km/h	3
		ŠUMSKIS Edgars												
33.	53	ŠUMSKIS Edgars PB: 1:07:40		40	15:12	37	30:49	33	46:45	33	1:03:11	Finish	1:06:45 19.0km/h	3
		MALINA Dawid												
34.	44	MALINA Dawid PB: 1:03:45, SB: 1:03:45		39	15:11	38	30:51	34	46:48	34	1:03:22	Finish	1:06:56 18.9km/h	3
		MONDAZZI												
35.	18	Alberto PB: 1:02:38, SB: 1:02:38		43	15:22	33	30:43	36	47:01	35	1:03:51	Finish	1:07:38 18.7km/h	3
		EMEKTAR Murat												
36.	33	EMEKTAR Murat PB: 1:03:20, SB: 1:04:55		33	15:07	36	30:49	37	47:11	36	1:04:08	Finish	1:07:43 18.7km/h	3
		CASSAR Dillon												
37.	35	CASSAR Dillon PB: 1:05:57, SB: 1:05:57		47	15:56	43	31:42	40	47:46	38	1:04:17	Finish	1:07:45 18.7km/h	3
		LOMB Ádám												
38.	30	LOMB Ádám PB: 1:04:41, SB: 1:05:49		35	15:08	34	30:49	38	47:12	37	1:04:15	Finish	1:07:51 18.7km/h	3
		SIURIS Ivan												
39.	48	SIURIS Ivan PB: 1:04:09, SB: 1:09:36		48	15:56	44	31:47	41	47:54	40	1:04:25	Finish	1:07:55 18.6km/h	3
		TEKAL Ersin												
40.	37	TEKAL Ersin PB: 1:03:13, SB: 1:05:10		34	15:07	40	30:57	39	47:28	41	1:04:32	Finish	1:08:09 18.6km/h	4
		LOPES Rafael												
41.	29	LOPES Rafael PB: 1:04:08, SB: 1:04:08		31	15:05	32	30:29	35	46:55	39	1:04:20	Finish	1:08:13 18.6km/h	4
		TOFI Giorgos												
42.	54	TOFI Giorgos PB: 1:08:44		49	16:08	49	32:13	46	48:27	42	1:04:44	Finish	1:08:18 18.5km/h	4
		TARASEVIČIUS												
43.	38	Lukas PB: 1:06:51, SB: 1:08:56		45	15:48	46	31:47	44	48:14	43	1:05:10	Finish	1:08:42 18.4km/h	4
		DRAČAR Ivan												
44.	52	DRAČAR Ivan PB: 1:07:20, SB: 1:09:46		42	15:13	41	31:18	42	48:02	44	1:05:10	Finish	1:08:50 18.4km/h	4

Pos	Nr	Name	NOC	5k		10k		15k		20k		Checkpoint	Time	Rank
				Pos	Time	Pos	Time	Pos	Time	Pos	Time			
45.	36	KARAISKOS Panagiotis PB: 1:06:14, SB: 1:06:14		44	15:48	45	31:47	43	48:14	45	1:05:10	Finish	1:08:55 18.4km/h	4
46.	22	SAKÉ Nicolai PB: 1:02:56		37	15:10	42	31:22	45	48:17	46	1:05:58	Finish	1:09:43 18.2km/h	4
47.	37	MEDVED Jakob PB: 1:07:16		41	15:13	47	31:48	47	49:37	47	1:07:03	Finish	1:10:56 17.8km/h	4
48.	27	ZAJÍC Martin PB: 1:02:31		32	15:05	39	30:53	49	52:43	48	1:12:08	Finish	1:16:17 16.6km/h	4
49.	56	KËLLEZI Ilir PB: 1:12:08		51	17:59	51	36:28	51	55:30	49	1:14:43	Finish	1:18:53 16.0km/h	4
50.	58	AGOSTINI Michele		50	17:39	50	35:41	50	55:24	50	1:15:20	Finish	1:19:48 15.9km/h	5
51.	55	MAMUSHA Tirron PB: 1:09:45		52	18:30	52	37:50	52	58:28	51	1:20:17	Finish	1:25:03 14.9km/h	5
52.	57	PÉTURSSON Arnar PB: 1:06:12		46	15:48	48	32:02	48	49:37	-		After 15k 0:49:37	(1:09:47) 18.1km/h	5

52 Registrations

< 1 >



European Running Championships


















Leuven, 12-13/04/2025, BEL


















10KM HALF-MARATHON MARATHON

HOME / Men Elite / Live



Pos	Nr	Name	NOC	5k		10k		15k		20k		Checkpoint	Time	Ran
				Pos	Time	Pos	Time	Pos	Time	Pos	Time			
1.	39	GRESSIER Jimmy PB: 59:46		1	13:52	1	27:50	1	42:07	1	56:38	Finish	0:59:45 21.2km/h	
2.	3	KIBRAB Awet Nftalem PB: 1:00:46, SB: 1:00:46		2	13:52	2	28:05	2	42:47	2	57:56	Finish	1:01:08 20.7km/h	
3.	1	GONDOUIN Valentin PB: 1:00:17, SB: 1:00:17		4	14:20	4	28:38	4	43:24	4	58:39	Finish	1:01:54 20.4km/h	
4.	4	GIDEY Efrem PB: 1:00:51		3	13:54	3	28:17	3	43:16	3	58:39	Finish	1:01:55 20.4km/h	
5.	6	CHIAPPINELLI Yohanes PB: 1:00:50, SB: 1:01:01		8	14:21	7	28:53	7	43:46	5	58:53	Finish	1:02:11 20.4km/h	
6.	2	DEBOGNIES Simon PB: 1:01:02, SB: 1:01:02		6	14:21	5	28:42	5	43:41	7	59:17	Finish	1:02:27 20.3km/h	
7.	13	BLANCO Jorge PB: 1:01:45		15	14:29	13	29:11	13	44:14	9	59:18	Finish	1:02:29 20.3km/h	
8.	40	MAYO Carlos PB: 59:39		7	14:21	9	28:53	8	43:46	8	59:17	Finish	1:02:30 20.2km/h	
9.	9	GUERRA Javier PB: 1:01:21, SB: 1:02:41		13	14:29	12	29:11	14	44:14	10	59:18	Finish	1:02:31 20.2km/h	
10.	47	CHALA Ebba Tulu PB: 1:04:07		9	14:21	8	28:53	9	43:46	6	59:17	Finish	1:02:34 20.2km/h	1

Pos	Nr	Name	NOC	5k		10k		15k		20k		Checkpoint	Time	Rank
				Pos	Time	Pos	Time	Pos	Time	Pos	Time			
11.	14	VAN HOOREN Bas PB: 1:02:04, SB: 1:02:04		11	14:23	11	28:57	10	44:04	11	59:29	Finish	1:02:46 20.2km/h	1
12.	57	GONZALEZ Jorge		17	14:29	16	29:11	16	44:14	14	59:34	Finish	1:02:52 20.1km/h	1
13.	42	HASSAOUS Nassim PB: 1:01:48		14	14:29	14	29:11	12	44:14	13	59:32	Finish	1:02:52 20.1km/h	1
14.	49	OUHDA Ahmed PB: 1:04:18		12	14:25	15	29:11	15	44:14	15	59:34	Finish	1:02:58 20.1km/h	1
15.	47	AUGUSTO Bastien PB: 1:00:18		5	14:21	6	28:47	6	43:45	12	59:29	Finish	1:02:58 20.1km/h	1
16.	12	MONTOYA Raphael PB: 1:02:16, SB: 1:04:27		10	14:22	10	28:57	11	44:04	16	59:45	Finish	1:03:16 20.0km/h	1
17.	17	CHEVRIER Xavier PB: 1:01:56, SB: 1:01:56		18	14:29	19	29:12	18	44:23	18	1:00:08	Finish	1:03:33 19.9km/h	1
18.	19	HINTERNDORFER Timo PB: 1:03:05		16	14:29	17	29:11	17	44:14	17	1:00:02	Finish	1:03:36 19.9km/h	1
19.	5	SELVAROLO Pasquale PB: 1:00:32		19	14:29	18	29:11	19	44:24	19	1:00:34	Finish	1:04:02 19.8km/h	1
20.	10	SÁNCHEZ Pablo PB: 1:02:03, SB: 1:02:13		22	14:43	20	29:39	20	44:54	20	1:00:45	Finish	1:04:11 19.7km/h	2
21.	20	PAQUET Amaury PB: 1:02:19		23	14:44	23	29:52	21	45:20	21	1:01:05	Finish	1:04:34 19.6km/h	2
22.	43	NYZHNYK Mykola PB: 1:03:14		20	14:35	22	29:45	22	45:20	22	1:01:14	Finish	1:04:42 19.6km/h	2
23.	17	PEREIRA André PB: 1:02:20, SB: 1:02:20		21	14:39	21	29:45	23	45:34	23	1:01:23	Finish	1:04:46 19.5km/h	2
24.	27	OLIVEIRA Luís PB: 1:04:17, SB: 1:04:17		24	14:44	25	29:54	25	45:34	24	1:01:26	Finish	1:04:47 19.5km/h	2
25.	16	SCHYNS Nicolas PB: 1:03:13, SB: 1:03:56		25	14:44	24	29:52	24	45:34	25	1:01:26	Finish	1:04:47 19.5km/h	2
26.	46	BIERINCKX Vincent PB: 1:04:05, SB: 1:04:05		29	15:04	30	30:17	28	45:44	27	1:01:36	Finish	1:04:48 19.5km/h	2
27.	25	JOHNSEN Mikael PB: 1:03:50, SB: 1:04:05		27	14:45	27	30:01	29	45:44	26	1:01:36	Finish	1:04:53 19.5km/h	2

Pos	Nr	Name	NOC	5k		10k		15k		20k		Checkpoint	Time	Rank
				Pos	Time	Pos	Time	Pos	Time	Pos	Time			
		MARQUES												
28.	23	Miguel PB: 1:03:28, SB: 1:05:55		38	15:11	29	30:17	26	45:44	28	1:01:36	Finish	1:04:57 19.5km/h	2
		COLLARD Arnaud												
29.	28	PB: 1:03:28, SB: 1:11:09		28	14:45	26	29:59	27	45:44	29	1:01:38	Finish	1:05:07 19.4km/h	2
		ALKANOĞLU												
30.	32	Ahmet PB: 1:03:57, SB: 1:04:56		30	15:04	31	30:18	31	45:44	31	1:01:41	Finish	1:05:07 19.4km/h	3
		SLOTH Jens												
31.	45	PB: 1:03:52, SB: 1:03:52		26	14:45	28	30:03	30	45:44	30	1:01:40	Finish	1:05:08 19.4km/h	3
		CSERE Gáspár												
32.	34	PB: 1:03:39, SB: 1:05:50		36	15:08	35	30:49	32	46:44	32	1:02:52	Finish	1:06:29 19.0km/h	3
		ŠUMSKIS Edgars												
33.	53	PB: 1:07:40		40	15:12	37	30:49	33	46:45	33	1:03:11	Finish	1:06:45 19.0km/h	3
		MALINA Dawid												
34.	44	PB: 1:03:45, SB: 1:03:45		39	15:11	38	30:51	34	46:48	34	1:03:22	Finish	1:06:56 18.9km/h	3
		MONDAZZI												
35.	18	Alberto PB: 1:02:38, SB: 1:02:38		43	15:22	33	30:43	36	47:01	35	1:03:51	Finish	1:07:38 18.7km/h	3
		EMEKTAR Murat												
36.	33	PB: 1:03:20, SB: 1:04:55		33	15:07	36	30:49	37	47:11	36	1:04:08	Finish	1:07:43 18.7km/h	3
		CASSAR Dillon												
37.	35	PB: 1:05:57, SB: 1:05:57		47	15:56	43	31:42	40	47:46	38	1:04:17	Finish	1:07:45 18.7km/h	3
		LOMB Ádám												
38.	30	PB: 1:04:41, SB: 1:05:49		35	15:08	34	30:49	38	47:12	37	1:04:15	Finish	1:07:51 18.7km/h	3
		SIURIS Ivan												
39.	48	PB: 1:04:09, SB: 1:09:36		48	15:56	44	31:47	41	47:54	40	1:04:25	Finish	1:07:55 18.6km/h	3
		TEKAL Ersin												
40.	37	PB: 1:03:13, SB: 1:05:10		34	15:07	40	30:57	39	47:28	41	1:04:32	Finish	1:08:09 18.6km/h	4
		LOPES Rafael												
41.	29	PB: 1:04:08, SB: 1:04:08		31	15:05	32	30:29	35	46:55	39	1:04:20	Finish	1:08:13 18.6km/h	4
		TOFI Giorgos												
42.	54	PB: 1:08:44		49	16:08	49	32:13	46	48:27	42	1:04:44	Finish	1:08:18 18.5km/h	4
		TARASEVIČIUS												
43.	38	Lukas PB: 1:06:51, SB: 1:08:56		45	15:48	46	31:47	44	48:14	43	1:05:10	Finish	1:08:42 18.4km/h	4
		DRAČAR Ivan												
44.	52	PB: 1:07:20, SB: 1:09:46		42	15:13	41	31:18	42	48:02	44	1:05:10	Finish	1:08:50 18.4km/h	4

Pos	Nr	Name	NOC	5k		10k		15k		20k		Checkpoint	Time	Rank
				Pos	Time	Pos	Time	Pos	Time	Pos	Time			
45.	36	KARAIKOS Panagiotis PB: 1:06:14, SB: 1:06:14		44	15:48	45	31:47	43	48:14	45	1:05:10	Finish	1:08:55 18.4km/h	4
46.	22	SAKÉ Nicolai PB: 1:02:56		37	15:10	42	31:22	45	48:17	46	1:05:58	Finish	1:09:43 18.2km/h	4
47.	37	MEDVED Jakob PB: 1:07:16		41	15:13	47	31:48	47	49:37	47	1:07:03	Finish	1:10:56 17.8km/h	4
48.	27	ZAJÍC Martin PB: 1:02:31		32	15:05	39	30:53	49	52:43	48	1:12:08	Finish	1:16:17 16.6km/h	4
49.	56	KËLLEZI Ilir PB: 1:12:08		51	17:59	51	36:28	51	55:30	49	1:14:43	Finish	1:18:53 16.0km/h	4
50.	58	AGOSTINI Michele PB: 1:09:45		50	17:39	50	35:41	50	55:24	50	1:15:20	Finish	1:19:48 15.9km/h	5
51.	55	MAMUSHA Tirron PB: 1:09:45		52	18:30	52	37:50	52	58:28	51	1:20:17	Finish	1:25:03 14.9km/h	5
52.	57	PÉTURSSON Arnar PB: 1:06:12		46	15:48	48	32:02	48	49:37	-	-	After 15k 0:49:37	(1:09:47) 18.1km/h	5

52 Registrations

< 1 >



European Running Championships























Leuven, 12-13/04/2025, BEL


10KM HALF-MARATHON MARATHON

HOME / Women Elite / Live



Pos	Nr	Name	NOC	5k		10k		15k		20k		Checkpoint	Time
				Pos	Time	Pos	Time	Pos	Time	Pos	Time		
1.	228	HERBIET Chloé PB: 1:10:04, SB: 1:10:04		4	16:40	3	33:16	3	50:26	1	1:07:05	Finish	1:10:43 17.9km/h
2.	202	THOMAS Juliette PB: 1:09:48, SB: 1:09:51		2	16:40	1	33:16	1	50:26	2	1:07:14	Finish	1:10:57 17.8km/h
3.	210	NESTOLA Sara PB: 1:11:16		5	16:52	6	33:48	6	50:59	4	1:07:50	Finish	1:11:26 17.7km/h
4.	207	SOLER Meritxell PB: 1:10:21, SB: 1:10:55		14	16:53	5	33:37	4	50:36	5	1:07:52	Finish	1:11:39 17.7km/h
5.	220	MAZURENKO Mariia PB: 1:11:35		7	16:53	7	33:48	7	50:59	6	1:08:05	Finish	1:11:51 17.6km/h
6.	208	SANTOS Susana PB: 1:10:47, SB: 1:12:39		8	16:53	9	33:48	5	50:59	7	1:08:17	Finish	1:12:03 17.6km/h
7.	209	LONEDO Rebecca PB: 1:10:13, SB: 1:12:08		11	16:53	14	33:49	9	51:00	8	1:08:50	Finish	1:12:43 17.4km/h
8.	232	NYZHNYK Olga PB: 1:11:41		10	16:53	11	33:49	10	51:00	9	1:08:50	Finish	1:12:45 17.4km/h
9.	223	YILDIRIM Bahar PB: 1:12:40, SB: 1:13:18		6	16:52	13	33:49	11	51:12	11	1:09:05	Finish	1:12:51 17.4km/h
10.	212	PÉREZ María José PB: 1:10:55, SB: 1:10:55		12	16:53	10	33:49	8	51:00	10	1:08:55	Finish	1:12:52 17.4km/h
11.	205	ŠAJN Liza PB: 1:12:17		23	17:08	20	34:18	17	51:43	12	1:09:11	Finish	1:12:53 17.4km/h
12.	214	ALLIER Mélanie PB: 1:10:49, SB: 1:10:49		15	16:53	15	33:52	12	51:19	13	1:09:15	Finish	1:13:05 17.3km/h
13.	235	ÇETO Nursena PB: 1:13:26, SB: 1:13:26		9	16:53	12	33:49	14	51:31	15	1:09:24	Finish	1:13:09 17.3km/h

Pos	Nr	Name	NOC	5k		10k		15k		20k		Checkpoint	Time
				Pos	Time	Pos	Time	Pos	Time	Pos	Time		
14.	217	WARPY Victoria PB: 1:12:36		21	16:59	18	34:11	16	51:42	16	1:09:26	Finish	1:13:19 17.3km/h
15.	243	SAAPUNKI Susanna		25	17:14	21	34:21	15	51:34	14	1:09:24	Finish	1:13:20 17.3km/h
16.	229	IRWIN Hannah PB: 1:10:49		13	16:53	8	33:48	13	51:30	17	1:09:56	Finish	1:13:54 17.1km/h
17.	222	REINA Nicole Svetlana PB: 1:12:35, SB: 1:12:35		20	16:59	16	34:07	18	51:43	18	1:10:04	Finish	1:14:11 17.1km/h
18.	221	MARTINHO Carla PB: 1:13:52, SB: 1:14:10		27	17:27	26	34:46	21	52:28	19	1:10:28	Finish	1:14:27 17.0km/h
19.	230	RHARSALLA Ikram PB: 1:11:05, SB: 1:11:05		17	16:54	22	34:23	22	52:30	22	1:10:52	Finish	1:14:35 17.0km/h
20.	236	EROL Sümeyye PB: 1:14:06, SB: 1:14:06		16	16:53	17	34:08	19	52:15	20	1:10:44	Finish	1:14:38 17.0km/h
21.	204	GRUPPEN Jacelyn PB: 1:10:35, SB: 1:14:26		19	16:58	19	34:18	20	52:24	21	1:10:49	Finish	1:14:51 16.9km/h
22.	224	FONSECA Rafaela PB: 1:13:25		28	17:27	28	34:56	27	52:56	25	1:11:11	Finish	1:14:58 16.9km/h
23.	216	BIHAIN Amelie PB: 1:12:35, SB: 1:12:35		22	17:03	24	34:27	23	52:31	23	1:11:02	Finish	1:15:05 16.9km/h
24.	219	NINEVA Marinela PB: 1:14:00, SB: 1:14:47		30	17:30	29	35:05	26	52:53	24	1:11:07	Finish	1:15:07 16.8km/h
25.	211	KRISTENSEN Sara Schou PB: 1:11:07, SB: 1:11:57		18	16:54	23	34:24	24	52:48	26	1:11:25	Finish	1:15:22 16.8km/h
26.	231	MCGLYNN Ann-Marie PB: 1:11:40		26	17:15	25	34:41	25	52:52	28	1:12:00	Finish	1:15:53 16.7km/h
27.	233	WÅGAN Maria Sagnes PB: 1:11:59		29	17:29	30	35:13	28	53:25	27	1:11:59	Finish	1:15:54 16.7km/h
28.	239	ARRO Liis-Grete PB: 1:16:49		31	17:38	31	35:22	30	53:41	29	1:12:28	Finish	1:16:33 16.5km/h
29.	237	ŽŪSINAITĒ-NEKRIOŠIENĒ Vaida PB: 1:15:35		32	17:55	32	35:46	31	53:55	30	1:12:36	Finish	1:16:38 16.5km/h
30.	225	KIRILIUK Lina PB: 1:15:34		35	18:10	34	36:18	32	54:44	32	1:13:13	Finish	1:17:11 16.4km/h
31.	213	MILLENAAR Carolien PB: 1:12:42		24	17:10	27	34:56	29	53:33	31	1:12:58	Finish	1:17:13 16.4km/h
32.	238	DENIS Jolien PB: 1:16:43, SB: 1:16:43		38	18:14	36	36:34	33	54:49	33	1:13:37	Finish	1:17:46 16.3km/h
33.	226	MATHIJS Malejeva PB: 1:16:33, SB: 1:16:33		36	18:12	33	36:18	34	55:16	34	1:14:50	Finish	1:19:01 16.0km/h
34.	245	CERNAT Ecaterina		33	18:04	35	36:27	35	55:21	35	1:14:53	Finish	1:19:09 16.0km/h
35.	240	KRISTJÁNSDÓTTIR Sigþóra Brynja PB: 1:19:03		39	18:20	37	37:03	36	56:13	36	1:16:06	Finish	1:20:14 15.8km/h

Pos	Nr	Name	NOC	5k		10k		15k		20k		Checkpoint	Time
				Pos	Time	Pos	Time	Pos	Time	Pos	Time		
36.	242	OMAROVA Daryna PB: 1:19:58, SB: 1:19:58		37	18:12	39	37:26	37	57:01	37	1:17:27	Finish	1:21:57 15.4km/h
37.	241	WOLTER Anny PB: 1:19:28		40	19:04	40	38:14	38	57:56	38	1:18:53	Finish	1:23:08 15.2km/h
38.	227	IOANNOU Eleni PB: 1:20:08, SB: 1:21:01		41	19:20	41	38:37	39	58:24	39	1:19:01	Finish	1:23:15 15.2km/h
39.	234	STRAUSA Agata PB: 1:13:13		34	18:08	38	37:24	40	58:45	40	1:22:00	Finish	1:26:39 14.6km/h
40.	244	RAMADANI Qendresa		42	21:06	42	43:45	41	1:08:39	41	1:34:42	Finish	1:39:38 12.7km/h
41.	201	VAN ES Diane PB: 1:08:03, SB: 1:08:03		1	16:40	2	33:16	2	50:26	3	1:07:24	After 20k 1:07:24	(1:11:06) 17.8km/h
42.	203	PFEIFFER Esther PB: 1:09:51		3	16:40	4	33:35	-	-	-	-	After 10k 0:33:35	(1:10:52) 17.9km/h

42 Registrations

< 1 >



European Running Championships

Leuven, 12-13/04/2025, BEL

10KM HALF-MARATHON MARATHON

HOME / Women Elite / Team ranking



Pos	Nr	Nom	DOB	NOC	Temps	Scr
1.		Belgium (BEL)			Total: 3:34:59	
1.	228	F HERBIET Chloé	3 DEC 1998	BEL	1:10:43	1
2.	202	F THOMAS Juliette	30 OCT 2000	BEL	1:10:57	2
3.	217	F WARPY Victoria	6 JUN 1997	BEL	1:13:19	14
2.		Italy (ITA)			Total: 3:38:20	
1.	210	F NESTOLA Sara	8 MAY 2001	ITA	1:11:26	3
2.	209	F LONEDO Rebecca	5 DEC 1996	ITA	1:12:43	7
3.	222	F REINA Nicole Svetlana	25 SEP 1997	ITA	1:14:11	17
3.		Spain (ESP)			Total: 3:39:06	
1.	207	F SOLER Meritxell	20 JUL 1992	ESP	1:11:39	4
2.	212	F PÉREZ María José	12 JUN 1992	ESP	1:12:52	10
3.	230	F RHARSALLA Ikram	2 DEC 1995	ESP	1:14:35	19
4.		Turkey (TUR)			Total: 3:40:38	
1.	223	F YILDIRIM Bahar	1 OCT 1998	TUR	1:12:51	9
2.	235	F ÇETO Nursena	1 MAY 2002	TUR	1:13:09	13
3.	236	F EROL Sümeyye	15 JUN 1997	TUR	1:14:38	20
5.		Portugal (POR)			Total: 3:41:28	
1.	208	F SANTOS Susana	5 JUL 1992	POR	1:12:03	6
2.	221	F MARTINHO Carla	4 NOV 1976	POR	1:14:27	18
3.	224	F FONSECA Rafaela	10 NOV 1983	POR	1:14:58	22
6.		Ukraine (UKR)			Total: 3:46:33	
1.	220	F MAZURENKO Mariia	28 MAY 1997	UKR	1:11:51	5
2.	232	F NYZHNYK Olga	2 DEC 1990	UKR	1:12:45	8
3.	242	F OMAROVA Daryna	27 NOV 2001	UKR	1:21:57	36

18 Registrations



European Running Championships

Leuven, 12-13/04/2025, BEL

10KM HALF-MARATHON MARATHON

HOME / Men Elite / Live



Pos	Nr	Name	NOC	5k			Categor		Profile
				Pos	Time	Checkpoint	Time	Rang	
1.	51	SCHRUB Yann PB: 27:58		2	13:50	Finish	0:27:37 21.7km/h	1 MAL	profile ☆
2.	2	DAGUINOS Etienne PB: 27:04		1	13:50	Finish	0:27:46 21.6km/h	2 MAL	profile ☆
3.	48	KIMELI Isaac PB: 27:10, SB: 27:10		4	13:51	Finish	0:27:58 21.5km/h	3 MAL	profile ☆
4.	50	PALCAU Fabien PB: 27:54, SB: 27:54		9	13:52	Finish	0:28:05 21.4km/h	4 MAL	profile ☆
5.	11	RAMOS Jesús PB: 28:08, SB: 28:08		6	13:51	Finish	0:28:07 21.3km/h	5 MAL	profile ☆
6.	21	VOIGT Nils PB: 28:03		12	13:54	Finish	0:28:08 21.3km/h	6 MAL	profile ☆
7.	80	ATAÇ Sezgin		3	13:50	Finish	0:28:11 21.3km/h	7 MAL	profile ☆
8.	52	FOPPEN Mike PB: 27:59		7	13:51	Finish	0:28:13 21.3km/h	8 MAL	profile ☆
9.	5	FANIEL Eyob PB: 28:08		10	13:52	Finish	0:28:14 21.2km/h	9 MAL	profile ☆
10.	6	PÉREZ Juan Antonio PB: 27:45, SB: 27:45		13	13:55	Finish	0:28:16 21.2km/h	10 MAL	profile ☆
11.	3	NORDÅS Narve Gilje PB: 27:31, SB: 27:33		8	13:52	Finish	0:28:22 21.1km/h	11 MAL	profile ☆
12.	16	CROSS Ellis PB: 28:24, SB: 28:24		17	13:59	Finish	0:28:30 21.0km/h	12 MAL	profile ☆
13.	9	FIFA Ilias PB: 27:41, SB: 27:41		15	13:58	Finish	0:28:32 21.0km/h	13 MAL	profile ☆
14.	12	LEONARD Rory PB: 27:38, SB: 27:38		16	13:59	Finish	0:28:33 21.0km/h	14 MAL	profile ☆

Pos	Nr	Name	NOC	5k		Checkpoint	Time	Categ		Profile
				Pos	Time			Rang	CAT	
15.	8	BIENENFELD Davor Aaron PB: 28:31		19	14:03	Finish	0:28:34 21.0km/h	15	MAL	profile ☆
16.	19	SCHUTTE Noah PB: 28:19, SB: 28:19		18	13:59	Finish	0:28:35 21.0km/h	16	MAL	profile ☆
17.	7	GUERRA Francesco PB: 27:59		25	14:04	Finish	0:28:35 21.0km/h	17	MAL	profile ☆
18.	23	EDMAN Ferdinand Kvan PB: 28:13, SB: 28:13		20	14:03	Finish	0:28:37 21.0km/h	18	MAL	profile ☆
19.	20	DEFLANDRE Clément PB: 28:17, SB: 28:17		22	14:04	Finish	0:28:39 20.9km/h	19	MAL	profile ☆
20.	14	BEDARD Simon PB: 28:07, SB: 28:07		31	14:05	Finish	0:28:39 20.9km/h	20	MAL	profile ☆
21.	49	WHEELER Charles PB: 27:42, SB: 27:42		14	13:55	Finish	0:28:40 20.9km/h	21	MAL	profile ☆
22.	18	DELY Arnaud PB: 28:18, SB: 28:18		26	14:04	Finish	0:28:45 20.9km/h	22	MAL	profile ☆
23.	63	MUCHIE Zemenu PB: 29:28, SB: 29:39		29	14:05	Finish	0:28:46 20.9km/h	23	MAL	profile ☆
24.	73	DALTON Cormac		24	14:04	Finish	0:28:49 20.8km/h	24	MAL	profile ☆
25.	13	SVELA Per PB: 28:16, SB: 28:35		28	14:05	Finish	0:28:52 20.8km/h	25	MAL	profile ☆
26.	53	VERBAANDERT Tim PB: 28:10, SB: 28:10		34	14:06	Finish	0:28:55 20.7km/h	26	MAL	profile ☆
27.	29	NOWICKI Adam PB: 28:44, SB: 28:48		23	14:04	Finish	0:28:59 20.7km/h	27	MAL	profile ☆
28.	17	VERCAUTEREN Sander PB: 28:17, SB: 28:17		30	14:05	Finish	0:29:03 20.7km/h	28	MAL	profile ☆
29.	79	PINTO José Carlos		11	13:53	Finish	0:29:03 20.6km/h	29	MAL	profile ☆
30.	27	ALFIERI Luca PB: 28:21, SB: 28:21		35	14:11	Finish	0:29:05 20.6km/h	30	MAL	profile ☆
31.	65	BAŞTUĞ Ramazan PB: 29:48, SB: 29:48		48	14:25	Finish	0:29:07 20.6km/h	31	MAL	profile ☆
32.	54	QUERINJEAN Ruben PB: 28:25, SB: 28:25		37	14:11	Finish	0:29:09 20.6km/h	32	MAL	profile ☆
33.	41	MANTHORPE Alfie PB: 28:14, SB: 28:14		40	14:16	Finish	0:29:09 20.6km/h	33	MAL	profile ☆
34.	4	MOTSCHMANN Johannes PB: 28:11, SB: 28:11		21	14:04	Finish	0:29:11 20.6km/h	34	MAL	profile ☆
35.	25	GUYON Baptiste PB: 28:16, SB: 28:16		59	14:30	Finish	0:29:12 20.5km/h	35	MAL	profile ☆
36.	55	VANDERPOORTEN Marco PB: 28:31, SB: 28:31		41	14:16	Finish	0:29:12 20.5km/h	36	MAL	profile ☆
37.	69	ROCHA Hugo PB: 30:46		38	14:11	Finish	0:29:12 20.5km/h	37	MAL	profile ☆
38.	36	FRIŠ Jan PB: 28:43, SB: 28:43		46	14:25	Finish	0:29:13 20.5km/h	38	MAL	profile ☆
39.	43	FREITAG Nino PB: 29:16, SB: 29:16		52	14:25	Finish	0:29:14 20.5km/h	39	MAL	profile ☆

Pos	Nr	Name	NOC	5k		Checkpoint	Time	Categ			
				Pos	Time			Rang	CAT	Profile	
40.	31	VÍCH Damián PB: 28:21, SB: 28:21		60	14:34	Finish	0:29:18 20.5km/h	40	MAL	profile	☆
41.	58	TOBIN Seán PB: 29:06		55	14:27	Finish	0:29:22 20.4km/h	41	MAL	profile	☆
42.	30	VALINČIUS Giedrius PB: 28:44, SB: 28:44		56	14:28	Finish	0:29:22 20.4km/h	42	MAL	profile	☆
43.	32	ĐUREC Peter PB: 29:20, SB: 29:58		44	14:20	Finish	0:29:26 20.4km/h	43	MAL	profile	☆
44.	64	PEREIRA João PB: 29:29, SB: 29:29		53	14:26	Finish	0:29:29 20.3km/h	44	MAL	profile	☆
45.	28	ASSORGIA Gianluca PB: 28:37, SB: 28:37		42	14:19	Finish	0:29:33 20.3km/h	45	MAL	profile	☆
46.	61	CHEKOLE Dereje PB: 29:27		39	14:12	Finish	0:29:34 20.3km/h	46	MAL	profile	☆
47.	57	KILREHILL Keelan PB: 28:50, SB: 28:50		49	14:25	Finish	0:29:36 20.3km/h	47	MAL	profile	☆
48.	56	KONTEH Noah PB: 28:39, SB: 28:39		50	14:25	Finish	0:29:38 20.2km/h	48	MAL	profile	☆
49.	60	AMARAL Rúben PB: 29:17, SB: 29:17		47	14:25	Finish	0:29:45 20.2km/h	49	MAL	profile	☆
50.	24	BOUIH Yassin PB: 28:37, SB: 28:37		54	14:26	Finish	0:29:48 20.1km/h	50	MAL	profile	☆
51.	66	ÇAĞIRAN Abdulhalik PB: 29:59, SB: 29:59		62	14:35	Finish	0:29:48 20.1km/h	51	MAL	profile	☆
52.	15	JAAFARI Badr PB: 28:19, SB: 28:19		43	14:19	Finish	0:29:53 20.1km/h	52	MAL	profile	☆
53.	76	BERTAŠIUS Simas		57	14:28	Finish	0:29:56 20.0km/h	53	MAL	profile	☆
54.	33	NOVOSEL Tomislav PB: 29:01, SB: 30:57		45	14:20	Finish	0:30:00 20.0km/h	54	MAL	profile	☆
55.	44	TAYACHEW Necho PB: 29:17, SB: 29:17		36	14:11	Finish	0:30:04 19.9km/h	55	MAL	profile	☆
56.	26	ABOOTORABI Mohammadreza PB: 28:16		61	14:34	Finish	0:30:09 19.9km/h	56	MAL	profile	☆
57.	67	TAŞYÜREK İsmail PB: 30:02, SB: 30:02		58	14:29	Finish	0:30:09 19.9km/h	57	MAL	profile	☆
58.	46	SANTOS Duarte PB: 30:14, SB: 30:14		63	14:45	Finish	0:30:16 19.8km/h	58	MAL	profile	☆
59.	40	AMARO Pedro PB: 29:20, SB: 29:45		51	14:25	Finish	0:30:22 19.7km/h	59	MAL	profile	☆
60.	71	SIHT Morten PB: 30:58		65	14:46	Finish	0:30:23 19.7km/h	60	MAL	profile	☆
61.	68	JOCIS Uģis PB: 30:15		67	14:50	Finish	0:30:23 19.7km/h	61	MAL	profile	☆
62.	42	MICALLEF Luke PB: 29:26, SB: 29:26		64	14:45	Finish	0:30:34 19.6km/h	62	MAL	profile	☆
63.	35	ANDRÉSSON Hlynur PB: 29:17, SB: 29:54		66	14:49	Finish	0:30:47 19.5km/h	63	MAL	profile	☆
64.	38	SERJOGINS Dmitrijs PB: 29:10		68	14:50	Finish	0:30:59 19.4km/h	64	MAL	profile	☆

Pos	Nr	Name	NOC	5k			Categ				
				Pos	Time	Checkpoint	Time	Rang	CAT	Profile	
65.	39	STAMOULIS Nikolaos PB: 30:41		69	15:04	Finish	0:31:31 19.0km/h	65	MAL	profile	☆
66.	47	GÓMEZ LOZANO Carles PB: 30:25, SB: 30:55		70	15:21	Finish	0:31:46 18.9km/h	66	MAL	profile	☆
67.	45	BORBELJ Đuro PB: 30:13		71	15:29	Finish	0:31:48 18.9km/h	67	MAL	profile	☆
68.	59	ATAMANIUK Andrii PB: 29:09, SB: 29:09		32	14:06	Finish	0:31:50 18.8km/h	68	MAL	profile	☆
69.	70	RAZGALIS Janis PB: 30:53		72	15:34	Finish	0:31:54 18.8km/h	69	MAL	profile	☆
70.	75	YMERI Albion		73	15:42	Finish	0:32:03 18.7km/h	70	MAL	profile	☆
71.	77	VANAGAS Ignas		74	15:43	Finish	0:32:09 18.7km/h	71	MAL	profile	☆
72.	72	BUGLI Lorenzo PB: 32:06		75	16:05	Finish	0:32:34 18.4km/h	72	MAL	profile	☆
73.	78	KUKULIČIĆ Miljan		76	16:06	Finish	0:32:45 18.3km/h	73	MAL	profile	☆
74.	74	SMÁRASON Stefán Kári		77	16:09	Finish	0:33:46 17.8km/h	74	MAL	profile	☆
-	34	ZIJDERLAAN Juan PB: 28:13, SB: 28:13		-					MAL	profile	☆
DNF	1	LOBALU Dominic Lokinyomo PB: 26:54, SB: 26:54		5	13:51				MAL	profile	☆
DNF	10	OUKHELFEN Abdessamad PB: 27:44, SB: 28:33		33	14:06				MAL	profile	☆
DNF	62	RAESS Jonas PB: 29:27		27	14:05				MAL	profile	☆

78 Registrations

< 1 >



European Running Championships

Leuven, 12-13/04/2025, BEL

10KM HALF-MARATHON MARATHON

HOME / Men Elite / Team ranking



Pos	Nr	Nom	DOB	NOC	Temps	Scr
1.		France (FRA)			Total: 1:23:28	
1.	51	SCHRUB Yann	20 MAR 1996	FRA	27:37	1
2.	2	DAGUINOS Etienne	15 FEB 2000	FRA	27:46	2
3.	50	PALCAU Fabien	22 JUN 1997	FRA	28:05	4
4.	14	BEDARD Simon	3 JAN 1997	FRA	28:39	20
5.	25	GUYON Baptiste	17 JAN 2001	FRA	29:12	35
2.		Spain (ESP)			Total: 1:24:55	
1.	11	RAMOS Jesús	29 APR 1996	ESP	28:07	5
2.	6	PÉREZ Juan Antonio	6 NOV 1988	ESP	28:16	10
3.	9	FIFA Ilias	16 MAY 1989	ESP	28:32	13
3.		Belgium (BEL)			Total: 1:25:22	
1.	48	KIMELI Isaac	9 MAR 1994	BEL	27:58	3
2.	20	DEFLANDRE Clément	14 DEC 1997	BEL	28:39	19
3.	18	DELY Arnaud	22 JAN 1997	BEL	28:45	22
4.	17	VERCAUTEREN Sander	16 JUL 1998	BEL	29:03	28
5.	55	VANDERPOORTEN Marco	4 SEP 2000	BEL	29:12	36
6.	56	KONTEH Noah	24 AUG 2003	BEL	29:38	48
4.		United Kingdom (GBR)			Total: 1:25:43	
1.	16	CROSS Ellis	22 SEP 1996	GBR	28:30	12
2.	12	LEONARD Rory	13 FEB 2001	GBR	28:33	14
3.	49	WHEELER Charles	4 JUL 1998	GBR	28:40	21
4.	41	MANTHORPE Alfie	26 SEP 1999	GBR	29:09	33
4.		Netherlands (NED)			Total: 1:25:43	
1.	52	FOPPEN Mike	29 NOV 1996	NED	28:13	8
2.	19	SCHUTTE Noah	15 MAY 1995	NED	28:35	16

Pos	Nr	Nom	DOB	NOC	Temps	Scr
3.	53	VERBAANDERT Tim	17 JUL 2000	NED	28:55	26
4.	28	ASSORGIA Gianluca	29 NOV 1994	NED	29:33	45
6.		Norway (NOR)			Total: 1:25:51	
1.	3	NORDÅS Narve Gilje	30 SEP 1998	NOR	28:22	11
2.	23	EDMAN Ferdinand Kvan	12 FEB 1993	NOR	28:37	18
3.	13	SVELA Per	19 MAR 1992	NOR	28:52	25
7.		Germany (GER)			Total: 1:25:53	
1.	21	VOIGT Nils	2 MAY 1997	GER	28:08	6
2.	8	BIENENFELD Davor Aaron	25 SEP 1997	GER	28:34	15
3.	4	MOTSCHMANN Johannes	3 AUG 1994	GER	29:11	34
8.		Italy (ITA)			Total: 1:25:54	
1.	5	FANIEL Eyob	26 NOV 1992	ITA	28:14	9
2.	7	GUERRA Francesco	17 JUL 2001	ITA	28:35	17
3.	27	ALFIERI Luca	31 OCT 2000	ITA	29:05	30
4.	24	BOUIH Yassin	24 NOV 1996	ITA	29:48	50
5.	15	JAAFARI Badr	15 APR 1998	ITA	29:53	52
9.		Turkey (TUR)			Total: 1:27:06	
1.	80	ATAÇ Sezgin	21 MAR 1998	TUR	28:11	7
2.	65	BAŞTUĞ Ramazan	1 DEC 2000	TUR	29:07	31
3.	66	ÇAĞIRAN Abdulhalik	15 SEP 2002	TUR	29:48	51
4.	67	TAŞYÜREK İsmail	1 JAN 2003	TUR	30:09	57
10.		Portugal (POR)			Total: 1:27:44	
1.	79	PINTO José Carlos	3 MAY 1997	POR	29:03	29
2.	69	ROCHA Hugo	27 JUN 1997	POR	29:12	37
3.	64	PEREIRA João	26 FEB 1996	POR	29:29	44
4.	60	AMARAL Rúben	26 APR 2001	POR	29:45	49
5.	46	SANTOS Duarte	24 JUL 2003	POR	30:16	58
6.	40	AMARO Pedro	18 MAY 2002	POR	30:22	59
11.		Ireland (IRL)			Total: 1:27:47	
1.	73	DALTON Cormac	1 SEP 1998	IRL	28:49	24
2.	58	TOBIN Seán	20 JUL 1994	IRL	29:22	41
3.	57	KILREHILL Keelan	29 SEP 2000	IRL	29:36	47
12.		Israel (ISR)			Total: 1:28:24	
1.	63	MUCHIE Zemenu	5 DEC 2000	ISR	28:46	23
2.	61	CHEKOLE Dereje	13 JUL 2000	ISR	29:34	46
3.	44	TAYACHEW Necho	20 NOV 1996	ISR	30:04	55
13.		Lithuania (LTU)			Total: 1:31:27	
1.	30	VALINČIUS Giedrius	20 JAN 2000	LTU	29:22	42
2.	76	BERTAŠIUS Simas	31 OCT 1993	LTU	29:56	53
3.	77	VANAGAS Ignas	29 DEC 2003	LTU	32:09	71
14.		Latvia (LAT)			Total: 1:33:16	
1.	68	JOCIS Uģis	13 SEP 1993	LAT	30:23	61
2.	38	SERJOGINS Dmitrijs	23 FEB 1993	LAT	30:59	64
3.	70	RAZGALIS Janis	26 MAY 1985	LAT	31:54	69



European Running Championships

Leuven, 12-13/04/2025, BEL

10KM

HALF-MARATHON

MARATHON




















HOME / Women Elite / Live

















Search



Pos	Nr	Name	NOC	5k			Time	Categ		Profile
				Pos	Time	Checkpoint		Rang	CAT	
1.	249	BATTOCLETTI Nadia PB: 31:19		2	15:32	Finish	0:31:10 19.2km/h	1	FEM	profile ☆
2.	208	DIETERICH Eva PB: 31:48		9	15:41	Finish	0:31:25 19.1km/h	2	FEM	profile ☆
3.	201	LUKAN Klara PB: 30:26, SB: 30:26		1	15:32	Finish	0:31:26 19.1km/h	3	FEM	profile ☆
4.	210	MACHADO Mariana PB: 32:12, SB: 32:12		7	15:34	Finish	0:31:30 19.0km/h	4	FEM	profile ☆
5.	203	VAN LENT Jana PB: 31:17, SB: 31:17		6	15:34	Finish	0:31:32 19.0km/h	5	FEM	profile ☆
6.	209	LAHTI Sarah PB: 31:26, SB: 31:29		5	15:34	Finish	0:31:35 19.0km/h	6	FEM	profile ☆
7.	204	YAREMCHUK Sofiia PB: 31:52		3	15:33	Finish	0:31:39 18.9km/h	7	FEM	profile ☆
8.	205	WOLDU Mekdes PB: 31:25, SB: 31:43		4	15:33	Finish	0:31:43 18.9km/h	8	FEM	profile ☆
9.	227	GEMETTO Valentina PB: 32:39, SB: 32:39		8	15:41	Finish	0:31:44 18.9km/h	9	FEM	profile ☆
10.	280	BURKARD Elena PB: 34:23		10	15:46	Finish	0:31:52 18.8km/h	10	FEM	profile ☆
11.	212	OCKENDEN Verity PB: 32:15		14	15:50	Finish	0:32:11 18.6km/h	11	FEM	profile ☆
12.	232	PERIAULT Leonie PB: 31:46, SB: 31:46		11	15:47	Finish	0:32:11 18.6km/h	12	FEM	profile ☆
13.	252	ROOMS Lisa PB: 31:47, SB: 31:47		13	15:47	Finish	0:32:16 18.6km/h	13	FEM	profile ☆
14.	256	POTTER Elizabeth PB: 32:05		12	15:47	Finish	0:32:16 18.6km/h	14	FEM	profile ☆

Pos	Nr	Name	NOC	5k			Categ			Profile	
				Pos	Time	Checkpoint	Time	Rang	CAT		
15.	216	GALLARDO Carla PB: 33:54		34	16:09	Finish	0:32:18 18.6km/h	15	FEM	profile	☆
16.	259	MONONEN Ilona PB: 32:15, SB: 32:15		22	16:04	Finish	0:32:20 18.5km/h	16	FEM	profile	☆
17.	267	MERKEL Lisa PB: 33:04		28	16:08	Finish	0:32:21 18.5km/h	17	FEM	profile	☆
18.	272	ALLEN Niamh PB: 33:22		24	16:04	Finish	0:32:25 18.5km/h	18	FEM	profile	☆
19.	265	CLAVIER Aude PB: 32:58		23	16:04	Finish	0:32:34 18.4km/h	19	FEM	profile	☆
20.	211	LUENGO Laura PB: 32:20		29	16:08	Finish	0:32:35 18.4km/h	20	FEM	profile	☆
21.	270	CAUNE Agate PB: 33:10		17	15:58	Finish	0:32:38 18.4km/h	21	FEM	profile	☆
22.	206	PALMERO Elisa PB: 31:26, SB: 31:26		15	15:56	Finish	0:32:39 18.4km/h	22	FEM	profile	☆
23.	269	ROBLES Carolina PB: 33:07		27	16:08	Finish	0:32:44 18.3km/h	23	FEM	profile	☆
24.	284	TABORDA Laura PB: 34:52, SB: 34:52		39	16:18	Finish	0:32:44 18.3km/h	24	FEM	profile	☆
25.	264	TABET Célia PB: 32:40, SB: 32:40		21	16:04	Finish	0:32:44 18.3km/h	25	FEM	profile	☆
26.	223	VOET Julie PB: 32:29, SB: 32:29		20	16:04	Finish	0:32:44 18.3km/h	26	FEM	profile	☆
27.	224	BOULAUD Kaoutar PB: 31:29		16	15:56	Finish	0:32:45 18.3km/h	27	FEM	profile	☆
28.	251	DEL BUONO Federica PB: 31:41		31	16:08	Finish	0:32:46 18.3km/h	28	FEM	profile	☆
29.	266	COLLI Gaia PB: 33:00, SB: 33:00		48	16:22	Finish	0:32:47 18.3km/h	29	FEM	profile	☆
30.	218	HAGGARD-KEARNEY Emily PB: 33:07		40	16:18	Finish	0:32:51 18.3km/h	30	FEM	profile	☆
31.	261	ANDERSON Phoebe PB: 32:25, SB: 32:25		30	16:08	Finish	0:32:52 18.2km/h	31	FEM	profile	☆
32.	253	QUIRK Amelia PB: 31:53, SB: 32:08		43	16:18	Finish	0:32:55 18.2km/h	32	FEM	profile	☆
33.	235	GLINKA Elżbieta PB: 32:41, SB: 32:41		47	16:19	Finish	0:32:57 18.2km/h	33	FEM	profile	☆
34.	221	VINDICS-TÓTH Lili Anna PB: 31:56		33	16:08	Finish	0:33:01 18.2km/h	34	FEM	profile	☆
35.	217	BERZOSA Alicia PB: 32:07, SB: 32:07		45	16:19	Finish	0:33:02 18.2km/h	35	FEM	profile	☆
36.	233	ASTIN Sarah PB: 32:19, SB: 32:19		44	16:18	Finish	0:33:02 18.2km/h	36	FEM	profile	☆
37.	254	BARREIRO Isabel PB: 32:00		46	16:19	Finish	0:33:04 18.1km/h	37	FEM	profile	☆
38.	248	CAN Yasemin PB: 31:16, SB: 31:16		18	15:59	Finish	0:33:07 18.1km/h	38	FEM	profile	☆
39.	207	CLEPPE Roxane PB: 32:04, SB: 32:29		19	16:00	Finish	0:33:07 18.1km/h	39	FEM	profile	☆

Pos	Nr	Name	NOC	5k			Categ				
				Pos	Time	Checkpoint	Time	Rang	CAT	Profile	
40.	290	KONIECZEK Alicja		32	16:08	Finish	0:33:16 18.0km/h	40	FEM	profile	☆
41.	255	RUTTO Stella PB: 32:04		26	16:05	Finish	0:33:19 18.0km/h	41	FEM	profile	☆
42.	215	PEDERSEN Alberte Kjær PB: 32:33, SB: 33:16		58	16:41	Finish	0:33:20 18.0km/h	42	FEM	profile	☆
43.	275	DALEMANS Eline PB: 33:32, SB: 33:32		25	16:04	Finish	0:33:23 18.0km/h	43	FEM	profile	☆
44.	268	HVID Juliane PB: 33:07, SB: 33:07		63	16:47	Finish	0:33:24 18.0km/h	44	FEM	profile	☆
45.	258	VAN KOLDAM Ineke PB: 32:07, SB: 32:07		36	16:12	Finish	0:33:26 17.9km/h	45	FEM	profile	☆
46.	271	BAKKER Veerle PB: 33:13, SB: 33:18		38	16:14	Finish	0:33:27 17.9km/h	46	FEM	profile	☆
47.	220	NESBITT Jennifer PB: 32:31, SB: 32:51		41	16:18	Finish	0:33:30 17.9km/h	47	FEM	profile	☆
48.	231	LIACI Oria PB: 32:41, SB: 32:41		51	16:29	Finish	0:33:33 17.9km/h	48	FEM	profile	☆
49.	222	DOMMERSNES Kristine Lande PB: 32:19, SB: 32:19		59	16:41	Finish	0:33:37 17.8km/h	49	FEM	profile	☆
50.	273	SHKURKO Viktoriia PB: 33:22, SB: 33:22		57	16:39	Finish	0:33:37 17.8km/h	50	FEM	profile	☆
51.	219	GULIKERS Jennifer PB: 32:46, SB: 32:46		37	16:14	Finish	0:33:38 17.8km/h	51	FEM	profile	☆
52.	257	WAGNER-GYÜRKÉS Viktória PB: 32:05		54	16:34	Finish	0:33:41 17.8km/h	52	FEM	profile	☆
53.	279	KUNUR Derya PB: 34:14, SB: 34:14		50	16:25	Finish	0:33:41 17.8km/h	53	FEM	profile	☆
54.	214	SZABÓ Nóra PB: 33:34		52	16:30	Finish	0:33:42 17.8km/h	54	FEM	profile	☆
55.	213	CHYDENIUS Nina PB: 32:15, SB: 32:15		62	16:46	Finish	0:33:45 17.8km/h	55	FEM	profile	☆
56.	276	FULGINITI Giulia PB: 33:56, SB: 33:56		60	16:42	Finish	0:33:48 17.7km/h	56	FEM	profile	☆
57.	260	OLEJARZ Monika PB: 32:15, SB: 32:15		42	16:18	Finish	0:33:49 17.7km/h	57	FEM	profile	☆
58.	236	HALABI KABLAN Karawan PB: 33:46, SB: 33:46		70	16:54	Finish	0:33:52 17.7km/h	58	FEM	profile	☆
59.	225	PASZKIEWICZ Izabela PB: 31:49, SB: 32:26		49	16:25	Finish	0:33:57 17.7km/h	59	FEM	profile	☆
60.	281	AKDAĞ Meryem PB: 34:33, SB: 34:33		35	16:12	Finish	0:33:59 17.7km/h	60	FEM	profile	☆
61.	234	FERREIRA Ana Mafalda PB: 33:31		55	16:38	Finish	0:34:07 17.6km/h	61	FEM	profile	☆
62.	274	MØLLER Anna Emilie PB: 33:25, SB: 33:25		64	16:47	Finish	0:34:12 17.5km/h	62	FEM	profile	☆
63.	283	ŞAHİN Pelinsu PB: 34:42, SB: 34:42		68	16:48	Finish	0:34:15 17.5km/h	63	FEM	profile	☆
64.	241	MARINHO Ana PB: 34:12, SB: 34:12		66	16:47	Finish	0:34:16 17.5km/h	64	FEM	profile	☆

Pos	Nr	Name	NOC	5k			Categ				
				Pos	Time	Checkpoint	Time	Rang	CAT	Profile	
65.	238	KOLBEINSDÓTTIR Andrea PB: 34:08		65	16:47	Finish	0:34:24 17.4km/h	65	FEM	profile	☆
66.	230	VAN DEN BERG Emmy PB: 32:56, SB: 32:56		56	16:38	Finish	0:34:24 17.4km/h	66	FEM	profile	☆
67.	239	SIRBU Madalina-Elena PB: 34:51, SB: 36:05		72	16:55	Finish	0:34:26 17.4km/h	67	FEM	profile	☆
68.	237	AVRAMOVA Devora PB: 34:03, SB: 35:11		67	16:47	Finish	0:34:28 17.4km/h	68	FEM	profile	☆
69.	262	KORALEWSKA Julia PB: 32:34, SB: 32:34		53	16:32	Finish	0:34:30 17.4km/h	69	FEM	profile	☆
70.	229	VÅG Sigrid Jervell PB: 32:50		71	16:54	Finish	0:34:34 17.4km/h	70	FEM	profile	☆
71.	263	MAÂMOURI Coraline PB: 32:35, SB: 32:35		73	16:55	Finish	0:34:36 17.3km/h	71	FEM	profile	☆
72.	242	EICHENBERGER Elena PB: 33:39, SB: 33:39		69	16:52	Finish	0:34:41 17.3km/h	72	FEM	profile	☆
73.	243	TRIEST Febe PB: 33:56, SB: 33:56		74	17:07	Finish	0:35:10 17.1km/h	73	FEM	profile	☆
74.	240	POP ARSOVA Adrijana PB: 35:06		77	17:18	Finish	0:35:15 17.0km/h	74	FEM	profile	☆
75.	246	LIENERS Sandra PB: 35:34, SB: 35:34		78	17:20	Finish	0:35:17 17.0km/h	75	FEM	profile	☆
76.	288	LINKUTÉ Auksė		75	17:17	Finish	0:35:29 16.9km/h	76	FEM	profile	☆
77.	282	FENES Ariadna PB: 34:39, SB: 34:39		79	17:28	Finish	0:35:44 16.8km/h	77	FEM	profile	☆
78.	247	PELIKÁNOVÁ Lucia PB: 35:18, SB: 35:18		80	17:28	Finish	0:35:45 16.8km/h	78	FEM	profile	☆
79.	286	BOTNARI Mihaela PB: 37:05		81	17:30	Finish	0:36:16 16.5km/h	79	FEM	profile	☆
80.	244	SILVA Mónica PB: 34:36, SB: 34:36		76	17:17	Finish	0:36:28 16.5km/h	80	FEM	profile	☆
81.	278	DRAGOMIR Liliana Maria PB: 34:02		82	17:59	Finish	0:37:13 16.1km/h	81	FEM	profile	☆
82.	245	PAPANASTASIOU Maria PB: 36:19		83	18:13	Finish	0:37:36 16.0km/h	82	FEM	profile	☆
83.	285	BEZZINA Lisa PB: 36:24, SB: 37:27		84	18:52	Finish	0:38:06 15.7km/h	83	FEM	profile	☆
84.	289	JULIEN Agathe		85	21:42	Finish	0:44:14 13.6km/h	84	FEM	profile	☆
85.	287	KELMENDI - MUSA Valentina		86	21:44	Finish	0:44:39 13.4km/h	85	FEM	profile	☆
DNF	226	MARINAKOU Anastasia PB: 33:23		61	16:43				FEM	profile	☆

86 Registrations



European Running Championships

Leuven, 12-13/04/2025, BEL

10KM HALF-MARATHON MARATHON

HOME / Women Elite / Team ranking



Pos	Nr	Nom	DOB	NOC	Temps	Scr
1.		Italy (ITA)			Total: 1:34:33	
1.	249	F BATTOCLETTI Nadia	12 APR 2000	ITA	31:10	1
2.	204	F YAREMCHUK Sofiia	3 JUN 1994	ITA	31:39	7
3.	227	F GEMETTO Valentina	4 FEB 1998	ITA	31:44	9
4.	206	F PALMERO Elisa	10 JUL 1999	ITA	32:39	22
5.	251	F DEL BUONO Federica	12 DEC 1994	ITA	32:46	28
6.	266	F COLLI Gaia	1 APR 1999	ITA	32:47	29
2.		Germany (GER)			Total: 1:35:38	
1.	208	F DIETERICH Eva	29 MAR 1999	GER	31:25	2
2.	280	F BURKARD Elena	10 FEB 1992	GER	31:52	10
3.	267	F MERKEL Lisa	20 JAN 2003	GER	32:21	17
3.		France (FRA)			Total: 1:36:28	
1.	205	F WOLDU Mekdes	20 OCT 1992	FRA	31:43	8
2.	232	F PERIAULT Leonie	31 JUL 1994	FRA	32:11	12
3.	265	F CLAVIER Aude	10 JAN 1999	FRA	32:34	19
4.	264	F TABET Célia	29 AUG 1999	FRA	32:44	25
5.	263	F MAÂMOURI Coraline	13 MAR 1996	FRA	34:36	71
4.		Belgium (BEL)			Total: 1:36:32	
1.	203	F VAN LENT Jana	22 APR 2001	BEL	31:32	5
2.	252	F ROOMS Lisa	17 JUN 1996	BEL	32:16	13
3.	223	F VOET Julie	22 NOV 2003	BEL	32:44	26
4.	207	F CLEPPE Roxane	5 JUL 2001	BEL	33:07	39
5.	275	F DALEMANS Eline	25 FEB 1991	BEL	33:23	43
6.	243	F TRIEST Febe	28 AUG 2000	BEL	35:10	73
5.		United Kingdom (GBR)			Total: 1:37:19	

Pos	Nr		Nom	DOB	NOC	Temps	Scr
1.	212	F	OCKENDEN Verity	31 AUG 1991	GBR	32:11	11
2.	256	F	POTTER Elizabeth	27 DEC 1991	GBR	32:16	14
3.	261	F	ANDERSON Phoebe	23 JUN 2002	GBR	32:52	31
4.	253	F	QUIRK Amelia	18 DEC 1999	GBR	32:55	32
5.	233	F	ASTIN Sarah	22 OCT 1993	GBR	33:02	36
6.	220	F	NESBITT Jennifer	24 JAN 1995	GBR	33:30	47
6.			Spain (ESP)			Total: 1:37:37	
1.	216	F	GALLARDO Carla	9 FEB 1999	ESP	32:18	15
2.	211	F	LUENGO Laura	18 AUG 1997	ESP	32:35	20
3.	269	F	ROBLES Carolina	4 DEC 1991	ESP	32:44	23
4.	224	F	BOULAID Kaoutar	10 OCT 1989	ESP	32:45	27
5.	217	F	BERZOSA Alicia	10 SEP 2000	ESP	33:02	35
6.	254	F	BARREIRO Isabel	26 APR 1999	ESP	33:04	37
7.			Portugal (POR)			Total: 1:38:21	
1.	210	F	MACHADO Mariana	12 NOV 2000	POR	31:30	4
2.	284	F	TABORDA Laura	1 JAN 1999	POR	32:44	24
3.	234	F	FERREIRA Ana Mafalda	22 APR 1988	POR	34:07	61
4.	241	F	MARINHO Ana	11 OCT 2003	POR	34:16	64
5.	244	F	SILVA Mónica	10 APR 2000	POR	36:28	80
8.			Poland (POL)			Total: 1:40:02	
1.	235	F	GLINKA Elżbieta	30 OCT 1993	POL	32:57	33
2.	290	F	KONIECZEK Alicja	2 NOV 1994	POL	33:16	40
3.	260	F	OLEJARZ Monika	18 DEC 1992	POL	33:49	57
4.	225	F	PASZKIEWICZ Izabela	9 JAN 1988	POL	33:57	59
5.	262	F	KORALEWSKA Julia	17 FEB 2002	POL	34:30	69
9.			Hungary (HUN)			Total: 1:40:24	
1.	221	F	VINDICS-TÓTH Lili Anna	17 SEP 1998	HUN	33:01	34
2.	257	F	WAGNER-GYÜRKÉS Viktória	15 OCT 1992	HUN	33:41	52
3.	214	F	SZABÓ Nóra	1 MAR 1988	HUN	33:42	54
10.			Netherlands (NED)			Total: 1:40:31	
1.	258	F	VAN KOLDAM Ineke	21 NOV 1997	NED	33:26	45
2.	271	F	BAKKER Veerle	29 SEP 1997	NED	33:27	46
3.	219	F	GULIKERS Jennifer	18 AUG 1994	NED	33:38	51
4.	230	F	VAN DEN BERG Emmy	5 OCT 2002	NED	34:24	66
11.			Turkey (TUR)			Total: 1:40:47	
1.	248	F	CAN Yasemin	11 DEC 1996	TUR	33:07	38
2.	279	F	KUNUR Derya	1 SEP 1999	TUR	33:41	53
3.	281	F	AKDAĞ Meryem	5 AUG 1992	TUR	33:59	60
4.	283	F	ŞAHIN Pelinsu	24 MAR 2003	TUR	34:15	63
12.			Denmark (DEN)			Total: 1:40:56	
1.	215	F	PEDERSEN Alberte Kjær	23 JUN 1998	DEN	33:20	42
2.	268	F	HVID Juliane	8 APR 1998	DEN	33:24	44
3.	274	F	MØLLER Anna Emilie	28 JUL 1997	DEN	34:12	62
13.			Switzerland (SUI)			Total: 1:42:02	
1.	231	F	LIACI Oria	6 OCT 2001	SUI	33:33	48

Pos	Nr		Nom	DOB	NOC	Temps	Scr
2.	276	F	FULGINITI Giulia	5 MAR 2005	SUI	33:48	56
3.	242	F	EICHENBERGER Elena	1 NOV 2003	SUI	34:41	72
14.			Romania (ROU)			Total: 1:44:58	
1.	255	F	RUTTO Stella	16 DEC 1999	ROU	33:19	41
2.	239	F	SIRBU Madalina-Elena	7 MAY 2003	ROU	34:26	67
3.	278	F	DRAGOMIR Liliana Maria	18 JUN 1990	ROU	37:13	81

62 Registrations

< 1 >



EUROPEAN RUNNING CHAMPIONSHIPS

BRUSSELS >> LEUVEN

MARATHON | HALF MARATHON | 10K

European Running Championships

Leuven, 12-13/04/2025, BEL

10KM

HALF-MARATHON

MARATHON
















HOME / Men Elite / Live

Search



Pos	Nr	Name	NOC	5k	10k	15k	20k	Half	25k	30k	35k	40k	Checkpoint	Time	Ra
1.	4	AOUANI Iliass PB: 2:06:06		11 15:44	5 31:01	7 45:52	2 1:00:59	5 1:04:08	4 1:15:41	4 1:30:55	1 1:46:41	1 2:02:26	Finish	2:09:05 19.6km/h	
2.	2	AYALE Gashau PB: 2:04:53		2 15:42	12 31:02	12 45:53	5 1:00:59	6 1:04:08	3 1:15:40	3 1:30:55	5 1:46:42	3 2:02:26	Finish	2:09:08 19.6km/h	
3.	1	TEFERI Maru PB: 2:04:44		16 15:45	2 31:01	9 45:53	4 1:00:59	7 1:04:08	7 1:15:48	6 1:31:00	4 1:46:42	2 2:02:26	Finish	2:09:17 19.6km/h	
4.	3	ALAME Haimro PB: 2:06:04, SB: 2:08:17		13 15:44	1 31:00	3 45:51	3 1:00:59	4 1:04:08	5 1:15:41	1 1:30:55	2 1:46:41	4 2:02:26	Finish	2:09:27 19.6km/h	
5.	26	JAMES George PB: 2:11:19		10 15:43	10 31:01	1 45:51	10 1:01:04	10 1:04:12	10 1:15:55	8 1:31:21	7 1:47:07	6 2:03:07	Finish	2:10:10 19.4km/h	
6.	8	ÖZBILEN İlham Tanui PB: 2:08:36		5 15:43	7 31:01	6 45:52	7 1:00:59	2 1:04:07	2 1:15:40	5 1:30:55	3 1:46:42	5 2:02:48	Finish	2:10:26 19.4km/h	
7.	5	CHAKIR Ibrahim PB: 2:07:32		6 15:43	8 31:01	4 45:51	11 1:01:04	13 1:04:13	8 1:15:49	7 1:31:11	6 1:47:01	7 2:03:13	Finish	2:10:31 19.4km/h	

Pos	Nr	Name	NOC	5k		10k		15k		20k		Half		25k		30k		35k		40k		Checkpoint	Time	Ra
				Pos	Time	Pos	Time	Pos	Time	Pos	Time	Pos	Time	Pos	Time	Pos	Time	Pos	Time	Pos	Time			
8.	18	PINTO Rui PB: 2:11:23		19	15:45	16	31:25	15	46:39	15	1:02:15	15	1:05:29	15	1:17:15	15	1:32:44	12	1:48:26	10	2:04:23	Finish	2:11:28 19.3km/h	
9.	17	BOULVIN Dorian PB: 2:13:29		1	15:41	14	31:12	5	45:52	9	1:01:04	12	1:04:12	11	1:15:55	12	1:31:29	10	1:47:41	8	2:04:14	Finish	2:11:43 19.2km/h	
10.	14	DE BOCK Thomas PB: 2:10:17		3	15:42	13	31:12	2	45:51	12	1:01:05	9	1:04:11	13	1:15:59	10	1:31:28	8	1:47:28	9	2:04:17	Finish	2:12:03 19.2km/h	
11.	7	ÖZBILEN Kaan Kigen PB: 2:04:16, SB: 2:08:29		20	15:46	4	31:01	13	45:53	6	1:00:59	3	1:04:08	9	1:15:54	11	1:31:29	11	1:47:58	11	2:05:25	Finish	2:13:50 18.9km/h	
12.	19	NURME Tiidrek PB: 2:10:02		25	16:01	24	32:11	20	47:31	19	1:03:21	19	1:06:40	18	1:18:46	17	1:34:30	16	1:50:35	13	2:06:47	Finish	2:14:02 18.9km/h	
13.	12	IVANOVSKI Dario PB: 2:08:26		4	15:42	17	31:25	18	46:45	17	1:02:47	16	1:06:01	16	1:18:16	16	1:34:20	18	1:50:49	16	2:07:12	Finish	2:14:22 18.8km/h	
14.	27	ZARADZKI Yohan PB: 2:14:42		14	15:44	18	31:25	16	46:39	16	1:02:39	17	1:06:03	17	1:18:27	18	1:34:39	17	1:50:48	17	2:07:29	Finish	2:14:53 18.8km/h	
15.	24	CAN Hüseyin PB: 2:11:56		17	15:45	9	31:01	10	45:53	13	1:01:05	11	1:04:12	12	1:15:56	13	1:32:02	13	1:48:31	12	2:06:47	Finish	2:15:01 18.8km/h	
16.	15	CASTEEL Archie PB: 2:10:06		8	15:43	15	31:12	8	45:52	14	1:01:11	14	1:04:26	14	1:16:37	14	1:32:39	15	1:49:18	14	2:07:03	Finish	2:15:27 18.7km/h	
17.	13	MALEDE Bukayawe PB: 2:07:40, SB: 2:07:40		9	15:43	6	31:01	14	45:53	1	1:00:48	1	1:03:52	1	1:15:23	2	1:30:55	9	1:47:40	15	2:07:03	Finish	2:16:14 18.6km/h	
18.	23	LATSEPOV Leonid PB: 2:13:38, SB: 2:14:26		30	16:07	30	32:44	29	48:17	28	1:04:30	28	1:07:51	23	1:20:18	23	1:36:48	22	1:53:16	18	2:09:34	Finish	2:16:47 18.5km/h	
19.	30	MESTDAGH Simon PB: 2:17:14		26	16:01	26	32:13	23	47:32	21	1:03:31	21	1:06:52	20	1:19:28	20	1:36:10	20	1:52:42	19	2:09:54	Finish	2:17:24 18.4km/h	
20.	25	ALMEIDA João PB: 2:13:31		18	15:45	20	31:32	17	46:45	18	1:02:47	18	1:06:08	19	1:18:46	19	1:35:24	19	1:52:28	20	2:09:55	Finish	2:17:54 18.4km/h	
21.	28	SOUSA José PB: 2:14:49		24	16:01	28	32:14	26	47:37	22	1:03:43	22	1:07:04	22	1:19:38	21	1:36:10	21	1:53:15	22	2:10:44	Finish	2:18:20 18.3km/h	
22.	11	BELACHEW Godadaw PB: 2:07:45, SB: 2:14:36		22	15:47	22	32:03	22	47:32	20	1:03:24	20	1:06:50	21	1:19:29	22	1:36:28	23	1:53:59	24	2:11:18	Finish	2:18:35 18.3km/h	
23.	29	SEVENOIS Nathan PB: 2:18:32		31	16:08	31	32:44	30	48:39	30	1:05:09	29	1:08:35	29	1:21:18	25	1:37:51	24	1:54:16	23	2:11:08	Finish	2:18:46 18.2km/h	
24.	20	KHARAZISHVILI Daviti PB: 2:11:46		28	16:02	23	32:10	21	47:32	27	1:04:16	27	1:07:47	27	1:20:44	26	1:38:01	25	1:55:28	25	2:13:06	Finish	2:20:44 18.0km/h	
25.	16	ABUHAY Yitayew PB: 2:07:26, SB: 2:07:26		7	15:43	3	31:01	11	45:53	8	1:01:01	8	1:04:08	6	1:15:42	9	1:31:27	14	1:49:16	21	2:10:34	Finish	2:20:50 18.0km/h	
26.	31	HUJSA Matúš PB: 2:20:56		33	16:36	33	33:51	32	50:06	33	1:06:50	33	1:10:20	31	1:23:16	29	1:39:55	26	1:56:39	26	2:13:43	Finish	2:21:22 17.9km/h	
27.	38	KANČYS Remigijus PB: 2:12:50		34	16:50	34	33:51	34	50:08	34	1:07:03	34	1:10:33	33	1:23:34	31	1:40:29	28	1:57:32	27	2:14:34	Finish	2:21:58 17.8km/h	

Pos	Nr	Name	NOC	5k		10k		15k		20k		Half		25k		30k		35k		40k		Checkpoint	Time	Ra
				Pos	Time	Pos	Time	Pos	Time	Pos	Time	Pos	Time	Pos	Time	Pos	Time	Pos	Time	Pos	Time			
28.	34	SPITERI Simon PB: 2:24:51		35	16:57	35	33:52	33	50:07	32	1:06:48	32	1:10:20	32	1:23:17	30	1:40:00	29	1:57:33	29	2:15:58	Finish	2:23:47 17.6km/h	
29.	36	HUSSAR Karel		32	16:34	32	33:27	31	49:37	31	1:06:17	31	1:09:47	30	1:22:42	28	1:39:40	27	1:56:45	28	2:15:13	Finish	2:24:17 17.5km/h	
30.	33	OLIVEIRA Fábio PB: 2:14:51		27	16:01	29	32:14	28	47:44	24	1:04:00	24	1:07:25	24	1:20:20	33	1:41:56	31	1:59:22	30	2:17:36	Finish	2:25:50 17.4km/h	
31.	39	ROZE Renars PB: 2:19:02		36	17:09	37	34:44	35	51:28	35	1:08:45	35	1:12:21	35	1:25:45	34	1:43:07	32	2:00:44	32	2:18:45	Finish	2:26:44 17.3km/h	
32.	21	KEPPENS Joris PB: 2:13:09		23	16:00	25	32:13	25	47:33	25	1:04:05	26	1:07:36	28	1:20:57	27	1:39:25	30	1:58:07	31	2:18:17	Finish	2:27:05 17.2km/h	
33.	35	D'ANGELO Nicolas PB: 2:30:08		38	17:28	38	35:09	37	52:05	37	1:09:29	37	1:13:03	37	1:26:33	36	1:44:11	33	2:01:35	33	2:19:23	Finish	2:27:11 17.2km/h	
34.	32	SPASOV Miroslav PB: 2:20:29		37	17:09	36	34:43	36	51:29	36	1:08:45	36	1:12:21	36	1:25:45	35	1:44:10	34	2:03:21	34	2:24:58	Finish	2:33:42 16.5km/h	
35.	40	EYMUDDSSON Kristján Svanur PB: 2:29:35		40	18:17	39	36:45	38	54:32	38	1:12:46	38	1:16:37	38	1:30:36	38	1:49:14	36	2:08:38	35	2:29:21	Finish	2:38:51 15.9km/h	
36.	37	GRAS Michaël PB: 2:08:40		21	15:46	21	31:54	24	47:33	23	1:04:00	23	1:07:23	26	1:20:36	32	1:41:53	35	2:04:31	36	2:31:15	Finish	2:42:05 15.6km/h	
37.	41	ALEKSANYAN Roman PB: 2:30:51		39	17:53	40	37:56	39	56:46	39	1:16:48	39	1:20:54	39	1:36:52	39	1:58:19	38	2:21:37	38	2:44:08	Finish	2:53:19 14.6km/h	
38.	43	MIROSHNYCHENKO Oleksandr		41	20:04	41	40:33	40	1:00:24	40	1:20:32	40	1:24:52	40	1:40:14	40	2:00:39	37	2:21:34	37	2:43:32	Finish	2:53:32 14.6km/h	
39.	42	FONIQUI Naim		42	21:01	42	43:55	41	1:06:43	41	1:30:53	41	1:35:55	41	1:55:07	41	2:21:01	39	2:47:48	39	3:13:44	Finish	3:26:34 12.3km/h	
DNF	9	ROUDOLFF Emmanuel PB: 2:07:41, SB: 2:07:41		12	15:44	11	31:02	-	-	-	-	-	-	-	-	-	-	-	-	-	-	-	-	
DNF	10	CHOQUERT Benjamin PB: 2:07:42		15	15:44	19	31:25	19	46:47	29	1:04:53	30	1:09:18	34	1:25:32	37	1:44:28	-	-	-	-	-	-	
DNF	22	NIJHUIS Thijs PB: 2:10:57		29	16:02	27	32:14	27	47:44	26	1:04:07	25	1:07:29	25	1:20:20	24	1:37:33	-	-	-	-	-	-	

42 Registrations



European Running Championships

Leuven, 12-13/04/2025, BEL

10KM HALF-MARATHON MARATHON

HOME / Men Elite / Team ranking



Pos	Nr	Nom	DOB	NOC	Temps	Scr
1.		Israel (ISR)			Total: 6:27:52	
1.	2	AYALE Gashau	22 AUG 1996	ISR	2:09:08	2
2.	1	TEFERI Maru	17 AUG 1992	ISR	2:09:17	3
3.	3	ALAME Haimro	8 JUN 1990	ISR	2:09:27	4
4.	13	MALEDE Bukayawe	1 APR 1997	ISR	2:16:14	17
5.	11	BELACHEW Godadaw	22 JAN 1997	ISR	2:18:35	22
6.	16	ABUHAY Yitayew	1 DEC 1996	ISR	2:20:50	25
2.		Belgium (BEL)			Total: 6:38:39	
1.	17	BOULVIN Dorian	5 JUN 1997	BEL	2:11:43	9
2.	14	DE BOCK Thomas	20 AUG 1991	BEL	2:12:03	10
3.	27	ZARADZKI Yohan	21 SEP 1994	BEL	2:14:53	14
4.	30	MESTDAGH Simon	5 JUN 1991	BEL	2:17:24	19
5.	29	SEVENOIS Nathan	1 JAN 1996	BEL	2:18:46	23
6.	21	KEPPENS Joris	29 MAY 1993	BEL	2:27:05	32
3.		Turkey (TUR)			Total: 6:39:17	
1.	8	ÖZBILEN İlham Tanui	5 MAR 1990	TUR	2:10:26	6
2.	7	ÖZBILEN Kaan Kigen	15 JAN 1986	TUR	2:13:50	11
3.	24	CAN Hüseyin	27 JAN 1999	TUR	2:15:01	15
4.		Portugal (POR)			Total: 6:47:42	
1.	18	PINTO Rui	18 NOV 1992	POR	2:11:28	8
2.	25	ALMEIDA João	28 JUN 1996	POR	2:17:54	20
3.	28	SOUSA José	18 SEP 1989	POR	2:18:20	21
4.	33	OLIVEIRA Fábio	30 DEC 1990	POR	2:25:50	30
5.		Estonia (EST)			Total: 6:55:06	
1.	19	NURME Tiidrek	18 NOV 1985	EST	2:14:02	12

Pos	Nr	Nom	DOB	NOC	Temps	Scr
2.	23	LATSEPOV Leonid	22 MAR 1998	EST	2:16:47	18
3.	36	HUSSAR Karel	18 JUN 1995	EST	2:24:17	29

22 Registrations

< 1 >



EUROPEAN RUNNING CHAMPIONSHIPS

BRUSSELS >> LEUVEN

MARATHON | HALF MARATHON | 10K

European Running Championships

Leuven, 12-13/04/2025, BEL

10KM HALF-MARATHON MARATHON


















HOME / Women Elite / Live



Search

Name, nummer, team,....



Pos	Nr	Name	NOC	5k		10k		15k		20k		Half		25k		30k		35k		40k		Checkpoint	Time	Ra
				Pos	Time	Pos	Time	Pos	Time	Pos	Time	Pos	Time	Pos	Time	Pos	Time	Pos	Time	Pos	Time			
1.	203	OUHADDOU NAFIE Fatima Azzahraa PB: 2:24:05		2	17:26	6	35:08	5	52:02	4	1:09:28	4	1:13:00	4	1:26:31	4	1:44:10	4	2:01:55	1	2:19:28	Finish	2:27:14 17.2km/h	
2.	201	MAAYOUF Majida PB: 2:21:01		4	17:27	5	35:08	1	51:57	1	1:09:16	1	1:12:56	2	1:26:31	1	1:44:09	3	2:01:55	2	2:19:33	Finish	2:27:41 17.1km/h	
3.	202	SALPETER Lonah Chemtai PB: 2:17:45, SB: 2:24:03		1	17:26	4	35:08	2	51:59	3	1:09:28	3	1:12:58	1	1:26:31	2	1:44:09	1	2:01:55	3	2:19:53	Finish	2:28:01 17.1km/h	
4.	209	TIYOURI Maor PB: 2:26:39		12	17:33	11	35:16	9	52:22	8	1:10:02	10	1:13:42	7	1:27:17	6	1:44:42	5	2:02:18	4	2:20:09	Finish	2:28:01 17.1km/h	
5.	205	EPIS Giovanna PB: 2:23:46		6	17:27	8	35:08	3	52:02	5	1:09:30	5	1:13:06	5	1:26:46	5	1:44:37	7	2:02:45	5	2:21:07	Finish	2:29:14 17.0km/h	
6.	213	JESUS Solange PB: 2:27:30		10	17:32	10	35:14	8	52:22	9	1:10:02	8	1:13:41	9	1:27:17	7	1:44:50	6	2:02:42	6	2:21:13	Finish	2:29:39 16.9km/h	

Pos	Nr	Name	NOC	5k		10k		15k		20k		Half		25k		30k		35k		40k		Checkpoint	Time	Ra
				Pos	Time	Pos	Time	Pos	Time	Pos	Time	Pos	Time	Pos	Time	Pos	Time	Pos	Time	Pos	Time			
7.	204	NAVARRETE Esther		8	17:27	7	35:08	11	52:23	10	1:10:02	9	1:13:41	8	1:27:17	8	1:44:54	8	2:03:16	7	2:21:44	Finish	2:29:49 16.9km/h	
8.	212	BRZEZIŃSKA Aleksandra		11	17:32	12	35:21	12	52:28	12	1:10:20	12	1:14:05	11	1:27:49	10	1:45:57	10	2:04:30	8	2:23:21	Finish	2:31:54 16.7km/h	
9.	210	HROCHOVÁ Tereza		7	17:27	9	35:09	10	52:23	11	1:10:08	11	1:13:53	10	1:27:46	11	1:46:18	11	2:05:04	9	2:23:49	Finish	2:32:15 16.6km/h	
10.	206	JULIEN Méloody PB: 2:25:01, SB: 2:26:44		5	17:27	2	35:07	6	52:03	6	1:09:54	7	1:13:40	12	1:28:11	12	1:47:20	12	2:06:11	11	2:25:41	Finish	2:33:41 16.5km/h	
11.	211	CALVIN Clémence PB: 2:26:28		9	17:30	1	35:07	7	52:06	7	1:09:55	6	1:13:37	6	1:27:04	9	1:45:00	9	2:03:31	10	2:24:43	Finish	2:34:20 16.4km/h	
12.	208	VERBRUGGEN Hanne		3	17:27	3	35:08	4	52:02	2	1:09:27	2	1:12:57	3	1:26:31	3	1:44:09	2	2:01:55	12	2:27:22	Finish	2:35:40 16.3km/h	
13.	222	SCHWIENING Georgina		13	18:18	13	37:13	14	55:22	14	1:14:14	14	1:18:06	13	1:32:11	13	1:50:49	13	2:10:42	13	2:31:20	Finish	2:40:17 15.8km/h	
14.	217	USUBYAN Nina PB: 2:34:19, SB: 2:43:08		15	18:43	15	37:54	15	56:10	15	1:15:09	15	1:19:04	15	1:33:35	14	1:52:47	14	2:12:25	14	2:31:59	Finish	2:40:40 15.8km/h	
15.	216	GEYPEN Kim PB: 2:37:51		17	18:47	16	37:58	16	56:28	16	1:15:44	16	1:19:51	16	1:34:41	16	1:53:59	15	2:13:27	15	2:33:14	Finish	2:42:00 15.6km/h	
16.	223	SAUSSEZ Amelie PB: 2:42:51		18	18:48	18	38:17	17	56:55	17	1:15:58	17	1:19:55	17	1:34:42	17	1:54:34	17	2:14:17	16	2:34:54	Finish	2:43:57 15.4km/h	
17.	227	VOLFSON Helen PB: 2:44:28		21	19:22	21	39:02	21	58:00	20	1:17:34	20	1:21:40	20	1:36:38	18	1:55:55	18	2:15:11	17	2:35:18	Finish	2:44:16 15.4km/h	
18.	225	KLUČNIKA Anna PB: 2:52:16		23	20:03	23	40:17	22	59:25	22	1:19:25	22	1:23:31	21	1:38:43	20	1:58:28	19	2:18:16	18	2:39:07	Finish	2:48:17 15.0km/h	
19.	218	MATHY Valentine PB: 2:38:13		14	18:31	14	37:16	13	55:16	13	1:14:02	13	1:17:56	14	1:32:37	15	1:52:53	16	2:14:03	19	2:39:19	Finish	2:49:06 15.0km/h	
20.	220	VANDEBUSSCHE Hanna		19	18:49	19	38:17	18	57:00	18	1:16:41	18	1:20:50	19	1:36:20	19	1:57:05	20	2:18:44	20	2:41:18	Finish	2:51:19 14.8km/h	
21.	224	SIGURÐARDÓTTIR Elín Edda		22	19:51	22	40:04	23	59:31	23	1:19:32	23	1:23:37	22	1:39:03	21	1:59:11	21	2:19:48	21	2:41:30	Finish	2:51:27 14.8km/h	
22.	226	MELNYK Ivanna		24	20:04	24	40:33	24	1:00:24	24	1:20:32	24	1:24:52	23	1:40:15	23	2:00:39	22	2:21:34	22	2:43:32	Finish	2:53:32 14.6km/h	
23.	221	BRULS Margaux PB: 2:56:27		25	20:38	25	41:40	25	1:01:46	25	1:22:33	25	1:26:51	25	1:42:44	24	2:04:24	23	2:26:50	23	2:49:28	Finish	2:59:19 14.1km/h	

Pos	Nr	Name	NOC	5k Pos	5k Time	10k Pos	10k Time	15k Pos	15k Time	20k Pos	20k Time	Half Pos	Half Time	25k Pos	25k Time	30k Pos	30k Time	35k Pos	35k Time	40k Pos	40k Time	Checkpoint	Time	Ra
		VAN PROEYEN																						
24.	215	Karen		16	18:46	17	38:17	19	57:20	21	1:18:35	21	1:23:12	24	1:40:57	25	2:11:01	24	2:49:41	24	3:29:58	Finish	3:50:44	11.0km/h
		PB: 2:34:09																						
		PÁLENÍKOVÁ																						
DNF	219	Veronika		20	19:08	20	38:35	20	57:25	19	1:16:45	19	1:20:54	18	1:35:58	22	2:00:02	-	-	-	-	-	-	-
		PB: 2:44:21																						

25 Registrations



European Running Championships

Leuven, 12-13/04/2025, BEL

10KM HALF-MARATHON MARATHON

HOME / Women Elite / Team ranking



Pos	Nr		Nom	DOB	NOC	Temps	Scr
1.		Spain (ESP)			Total: 7:24:44		
1.	203	F	OUHADDOU NAFIE Fatima Azzahraa	30 AUG 1993	ESP	2:27:14	1
2.	201	F	MAAYOUF Majida	27 APR 1989	ESP	2:27:41	2
3.	204	F	NAVARRETE Esther	16 MAR 1990	ESP	2:29:49	7
2.		Israel (ISR)			Total: 7:40:18		
1.	202	F	SALPETER Lonah Chemtai	12 DEC 1988	ISR	2:28:01	3
2.	209	F	TIYOURI Maor	13 AUG 1990	ISR	2:28:01	4
3.	227	F	VOLFSON Helen	11 DEC 1989	ISR	2:44:16	17
3.		Belgium (BEL)			Total: 8:01:37		
1.	208	F	VERBRUGGEN Hanne	27 MAY 1993	BEL	2:35:40	12
2.	216	F	GEYPEN Kim	28 MAY 1984	BEL	2:42:00	15
3.	223	F	SAUSSEZ Amelie	2 SEP 1988	BEL	2:43:57	16
4.	218	F	MATHY Valentine		BEL	2:49:06	19
5.	220	F	VANDENBUSSCHE Hanna	3 JUL 1987	BEL	2:51:19	20
6.	215	F	VAN PROEYEN Karen	18 NOV 1984	BEL	3:50:44	24

12 Registrations

< 1 >