

International Indoor Senior & U20 Combined Events  
NIAC, Cardiff, Wales - 26 January 2019

**U20W Pentathlon**



Rank	Bib	Athlete	CTY	60m Hurdles			High Jump			Shot			Long Jump			800m							
				Perf	Points	Cum.	Rank	Perf	Points	Cum.	Rank	Perf	Points	Cum.	Rank	Perf	Points	Cum.	Rank				
1	353	VICENTE Maria	ESP	8.49	1,019	1,019	2	1.75	916	1,935	2	12.03	663	2,598	1	6.15	896	3,494	1	02:27.69	722	4,216	1
1	312	MILLS Holly	GBR	8.42	1,035	1,035	1	1.75	916	1,951	1	11.27	613	2,564	2	5.92	825	3,389	2	02:19.75	827	4,216	1
3	325	ŠÍNOVÁ Tereza Elena	CZE	8.65	984	984	4	1.72	879	1,863	3	11.40	621	2,484	3	5.84	801	3,285	3	02:29.49	699	3,984	3
4	313	SCOTT Amaya	GBR	9.08	893	893	9	1.69	842	1,735	6	13.17	739	2,474	4	5.80	789	3,263	4	02:29.50	699	3,962	4
5	341	MARAVAL Louise	FRA	8.71	971	971	6	1.63	771	1,742	5	7.83	388	2,130	14	5.82	795	2,925	8	02:21.67	801	3,726	5
6	311	BLUNDELL Jemma	GBR	8.67	980	980	5	1.69	842	1,822	4	9.49	496	2,318	5	5.59	726	3,044	6	02:33.51	650	3,694	6
7	327	ZÁMEČNÍKOVÁ Sára	CZE	8.83	946	946	7	1.57	701	1,647	10	9.72	511	2,158	12	5.84	801	2,959	7	02:29.10	704	3,663	7
8	339	MOUILLAC Diane	FRA	8.64	987	987	3	1.57	701	1,688	8	9.10	471	2,159	11	5.59	726	2,885	9	02:24.51	763	3,648	8
9	326	SUCHÁ Linda	CZE	9.10	889	889	10	1.69	842	1,731	7	10.48	561	2,292	6	5.81	792	3,084	5	02:46.29	503	3,587	9
10	368	CHALUPKA Milena	POL	9.55	798	798	15	1.66	806	1,604	13	11.11	602	2,206	9	4.88	527	2,733	13	02:22.04	796	3,529	10
11	355	NAVARRO Sara	ESP	9.24	860	860	11	1.57	701	1,561	15	11.49	627	2,188	10	5.11	589	2,777	11	02:27.91	719	3,496	11
12	354	GARCIA Emma	ESP	9.34	840	840	12	1.69	842	1,682	9	10.83	584	2,266	7	5.14	598	2,864	10	02:35.85	621	3,485	12
13	369	BIELSKA Edyta	POL	9.35	838	838	13	1.60	736	1,574	14	9.95	526	2,100	15	5.25	628	2,728	14	02:33.98	644	3,372	13
14	367	SŁOCKA Julia	POL	9.38	832	832	14	1.66	806	1,638	11	11.15	605	2,243	8	4.83	514	2,757	12	02:37.65	600	3,357	14
15	340	CAMBOURS Leonie	FRA	8.86	939	939	8	1.54	666	1,605	12	10.11	537	2,142	13	NMR		2,142	15	02:29.44	700	2,842	15

Rank	Country	60mH			High Jump			Shot			Long Jump			800m		
		Points	Cum.	Rank	Points	Cum.	Rank	Points	Cum.	Rank	Points	Cum.	Rank	Points	Cum.	Rank
1	GBR	1,928	1,928	3	1,758	3,686	1	1,352	5,038	1	1,614	6,652	1	0	8,828	1
2	ESP	1,879	1,879	4	1,617	3,496	3	1,290	4,786	2	1,485	6,271	2	0	8,333	2
3	CZE	1,930	1,930	2	1,580	3,510	2	1,132	4,642	3	1,602	6,244	3	0	8,150	3
4	FRA	1,958	1,958	1	1,472	3,430	4	859	4,289	5	1,521	5,810	4	0	8,074	4
5	POL	1,636	1,636	5	1,542	3,178	5	1,128	4,306	4	1,155	5,461	5	0	7,501	5



U20 Women's 60m Hurdles - Race 1						
Posn	Bib	Athlete	Country	Perf	Points	PB
1	312	MILLS Holly	GBR	8.42	1035	PB
2	339	MOUILLAC Diane	FRA	8.64	987	
3	327	ZÁMEČNÍKOVÁ Sára	CZE	8.83	946	PB
4	326	SUCHÁ Linda	CZE	9.10	889	
5	368	CHAŁUPKA Milena	POL	9.55	798	PB

U20 Women's 60m Hurdles - Race 2						
Posn	Bib	Athlete	Country	Perf	Points	PB
1	353	VICENTE Maria	ESP	8.49	1019	
2	325	ŠÍNOVÁ Tereza Elena	CZE	8.65	984	
3	340	CAMBOURS Leonie	FRA	8.86	939	PB
4	313	SCOTT Amaya	GBR	9.08	893	PB
5	354	GARCIA Emma	ESP	9.34	840	PB

U20 Women's 60m Hurdles - Race 3						
Posn	Bib	Athlete	Country	Perf	Points	PB
1	311	BLUNDELL Jemma	GBR	8.67	980	PB
2	341	MARAVAL Louise	FRA	8.71	971	PB
3	355	NAVARRO Sara	ESP	9.24	860	PB
4	369	BIELSKA Edyta	POL	9.35	838	
5	367	SŁOCKA Julia	POL	9.38	832	

U20 Women's 800m - Race 1						
Posn	Bib	Athlete	Country	Perf	Points	PB
1	341	MARAVAL Louise	FRA	02:21.67	801	PB
2	368	CHAŁUPKA Milena	POL	02:22.04	796	PB
3	339	MOUILLAC Diane	FRA	02:24.51	763	PB
4	355	NAVARRO Sara	ESP	02:27.91	719	PB
5	340	CAMBOURS Leonie	FRA	02:29.44	700	
6	369	BIELSKA Edyta	POL	02:33.98	644	
7	354	GARCIA Emma	ESP	02:35.85	621	
8	367	SŁOCKA Julia	POL	02:37.65	600	

U20 Women's 800m - Race 2						
Posn	Bib	Athlete	Country	Perf	Points	PB
1	312	MILLS Holly	GBR	02:19.75	827	PB
2	353	VICENTE Maria	ESP	02:27.69	722	
3	327	ZÁMEČNÍKOVÁ Sára	CZE	02:29.10	704	
4	325	ŠÍNOVÁ Tereza Elena	CZE	02:29.49	699	
5	313	SCOTT Amaya	GBR	02:29.50	699	PB
6	311	BLUNDELL Jemma	GBR	02:33.51	650	
7	326	SUCHÁ Linda	CZE	02:46.29	503	

# UK ATHLETICS: HEIGHT CARD - COMBINED EVENTS

MEETING		International Indoor CE		VENUE		NIAC, Cardiff						DATE		Friday 26/01/2018							
EVENT		High Jump U20 Women's Pool A		TIME																	
Order	No	NAME	COUNTRY	1.42	1.45	1.48	1.51	1.54	1.57	1.60	1.63	1.66	1.69	1.72	1.75	Best of All Metres	Trials at Ht Cleared Total	Failures Total	Trials	PB	Signatures
				Metres	Metres	Metres	Metres	Metres	Metres	Metres	Metres	Metres	Metres	Metres	Metres						
1	369	BIELSKA Edyta	POL	o	o	xo	o	xo	xo	xxo	xxx					1.60					PB
2	368	CHAŁUPKA Milena	POL			o	o	o	o	o	xo	o	xxx			1.66					PB
3	355	NAVARRO Sara	ESP		o	-	o	xo	o	xxx						1.57					=PB
4	327	ZÁMEČNÍKOVÁ Sára	CZE		xo	o	xo	o	xxo	xxx						1.57					
5	367	SŁOCKA Julia	POL			o	o	o	xo	o	o	o	xxx			1.66					PB
6	354	GARCIA Emma	ESP			o	-	o	o	o	o	xxo	xo	xxx		1.69					PB
7	341	MARAVAl Louise	FRA				o	o	o	o	o	xxx				1.63					=PB
8																					
9																					
10																					
11																					
12																					
13																					
14																					
15																					
16																					
17																					
18																					
19																					
20																					
21																					
22																					
23																					
24																					
25																					
26																					

Judges' Signatures

Referee's Signature

# UK ATHLETICS: HEIGHT CARD - COMBINED EVENTS

MEETING		International Indoor CE		VENUE	NIAC, Cardiff								DATE	Friday 26/01/2018									
EVENT		High Jump U20 Women's Pool B		TIME																			
Order	No	NAME	COUNTRY	1.51	1.54	1.57	1.60	1.63	1.66	1.69	1.72	1.75	1.78			Best of All	Trials at Ht Cleared	Trials Total	Failures Total	PB	Signatures		
				Metres	Metres	Metres	Metres	Metres	Metres	Metres	Metres	Metres	Metres	Metres	Metres	Metres	Metres	Metres	Metres	Metres		Metres	
1	339	MOUILLAC Diane	FRA	o	xxo	o	xxx									1.57					Judges' Signatures		
2	311	BLUNDELL Jemma	GBR		o	o	o	o	xxo	o	xxx					1.69				PB			
3	312	MILLS Holly	GBR			xo	o	o	o	o	xxo	xo	xxx			1.75				PB			
4	340	CAMBOURS Leonie	FRA		o	xxx										1.54							
5	353	VICENTE Maria	ESP			o	-	o	xo	o	xo	xxo	xxx			1.75				=PB			
6	326	SUCHÁ Linda	CZE			o	o	o	o	xo	xxx					1.69							
7	325	ŠÍNOVÁ Tereza Elena	CZE				o	xo	xxo	xxo	o	xxx				1.72							
8	313	SCOTT Amaya	GBR				xo	xo	xo	xo	xxx					1.69							
9																							
10																							
11																							
12																							
13																							
14																							
15																							
16																							
17																							
18																							
19																							
20																						Referee's Signature	
21																							
22																							
23																							
24																							
25																							
26																							

# UK ATHLETICS: DISTANCE CARD - COMBINED EVENTS

MEETING		International Indoor CE		VENUE		NIAC, Cardiff		DATE		Saturday 26/01/2019																	
EVENT		Shot Put (4.0KG) U20 Women's Pool A		TIME																							
Order	No	NAME	COUNTRY	1st Trial	2nd Trial	3rd Trial	Best of 3		4th Trial	5th Trial	6th Trial	Best of All	PB	Signatures													
				Metres	Metres	Metres	Metres		Metres	Metres	Metres	Metres															
1	354	GARCIA Emma	ESP	10.83	9.72	10.75	10.83					10.83		Judges' Signatures													
2	369	BIELSKA Edyta	POL	8.85	9.95	8.68	9.95					9.95	PB		Judges' Signatures												
3	311	BLUNDELL Jemma	GBR	9.49	9.08	8.67	9.49					9.49				Judges' Signatures											
4	325	ŠÍNOVÁ Tereza Elena	CZE	11.40	9.73	11.11	11.40					11.40	PB				Judges' Signatures										
5	341	MARAVAL Louise	FRA	X	X	7.83	7.83					7.83						Judges' Signatures									
6	355	NAVARRO Sara	ESP	10.09	10.92	11.49	11.49					11.49							Judges' Signatures								
7	368	CHAŁUPKA Milena	POL	10.72	11.02	11.11	11.11					11.11	PB							Judges' Signatures							
8	312	MILLS Holly	GBR	11.27	10.66	10.83	11.27					11.27									Judges' Signatures						
9	327	ZÁMEČNÍKOVÁ Sára	CZE	8.15	7.99	9.72	9.72					9.72										Judges' Signatures					
10	340	CAMBOURS Leonie	FRA	10.11	9.35	9.39	10.11					10.11											Judges' Signatures				
11	353	VICENTE Maria	ESP	11.42	11.91	12.03	12.03					12.03												Judges' Signatures			
12	367	SŁOCKA Julia	POL	10.41	11.15	10.21	11.15					11.15	PB												Judges' Signatures		
13	313	SCOTT Amaya	GBR	12.71	X	13.17	13.17					13.17														Judges' Signatures	
14	326	SUCHÁ Linda	CZE	9.75	10.33	10.48	10.48					10.48	PB														Judges' Signatures
15	339	MOUILLAC Diane	FRA	9.10	X	9.06	9.10					9.10															
16														Referee's Signature													
17															Referee's Signature												
18																Referee's Signature											
19																	Referee's Signature										
20																		Referee's Signature									
21																			Referee's Signature								
22																				Referee's Signature							
23																					Referee's Signature						
24																						Referee's Signature					
25																							Referee's Signature				
26																								Referee's Signature			

# UK ATHLETICS: DISTANCE CARD - COMBINED EVENTS

MEETING		International Indoor CE		VENUE		NIAC, Cardiff		DATE		Saturday 26/01/2019																	
EVENT		Long Jump U20 Women's Pool A		TIME																							
Order	No	NAME	COUNTRY	1st Trial	2nd Trial	3rd Trial	Best of 3		4th Trial	5th Trial	6th Trial	Best of All	PB	Signatures													
				Metres	Metres	Metres	Metres		Metres	Metres	Metres	Metres															
1	313	SCOTT Amaya	GBR	X	5.71	5.80	5.80					5.80	PB	Judges' Signatures													
2	327	ZÁMEČNÍKOVÁ Sára	CZE	5.57	5.75	5.84	5.84					5.84			Judges' Signatures												
3	340	CAMBOURS Leonie	FRA	X	X	X	NMR					NMR				Judges' Signatures											
4	354	GARCIA Emma	ESP	5.14	5.06	X	5.14					5.14					Judges' Signatures										
5	368	CHAŁUPKA Milena	POL	X	X	4.88	4.88					4.88						Judges' Signatures									
6	311	BLUNDELL Jemma	GBR	5.45	5.51	5.59	5.59					5.59							Judges' Signatures								
7	326	SUCHÁ Linda	CZE	5.50	5.62	5.81	5.81					5.81								Judges' Signatures							
8	341	MARAVAL Louise	FRA	5.80	5.64	5.82	5.82					5.82									Judges' Signatures						
9	355	NAVARRO Sara	ESP	5.11	3.80	5.04	5.11					5.11										Judges' Signatures					
10	369	BIELSKA Edyta	POL	5.25	5.06	4.89	5.25					5.25											Judges' Signatures				
11	312	MILLS Holly	GBR	5.68	5.92	5.82	5.92					5.92												Judges' Signatures			
12	325	ŠÍNOVÁ Tereza Elena	CZE	5.73	5.50	5.84	5.84					5.84													Judges' Signatures		
13	339	MOUILLAC Diane	FRA	5.59	X	X	5.59					5.59														Judges' Signatures	
14	353	VICENTE Maria	ESP	6.15	6.11	5.78	6.15					6.15	PB														Judges' Signatures
15	367	SŁOCKA Julia	POL	X	4.83	X	4.83					4.83															
16														Judges' Signatures													
17															Judges' Signatures												
18																Judges' Signatures											
19																	Judges' Signatures										
20																		Judges' Signatures									
21																			Referee's Signature								
22																				Referee's Signature							
23																					Referee's Signature						
24																						Referee's Signature					
25																							Referee's Signature				
26																								Referee's Signature			

International Indoor Senior & U20 Combined Events  
NIAC, Cardiff, Wales - 27 January 2019

SW Pentathlon



Rank	Bib	Athlete	CTY	60m Hurdles				High Jump				Shot				Long Jump				800m				PB
				Perf	Points	Cum.	Rank	Perf	Points	Cum.	Rank	Perf	Points	Cum.	Rank	Perf	Points	Cum.	Rank	Perf	Points	Cum.	Rank	
1	308	EMERSON Niamh	GBR	8.68	978	978	9	1.83	1,016	1,994	1	13.60	767	2,761	1	6.11	883	3,644	1	02:14.48	900	4,544	1	PB
2	321	KLUČINOVÁ Eliška	CZE	8.78	956	956	12	1.71	867	1,823	10	13.26	745	2,568	5	6.07	871	3,439	2	02:20.59	816	4,255	2	
3	365	SULEK Adrianna	POL	8.64	987	987	6	1.77	941	1,928	3	12.17	672	2,600	3	5.92	825	3,425	3	02:20.36	819	4,244	3	
4	335	NYABEU DJAPA Annaelle	FRA	8.49	1,019	1,019	3	1.68	830	1,849	7	13.35	751	2,600	3	5.90	819	3,419	4	02:21.64	801	4,220	4	
5	322	DVOŘÁKOVÁ Kateřina	CZE	8.38	1,044	1,044	2	1.65	795	1,839	8	10.60	569	2,408	15	6.09	877	3,285	6	02:22.04	796	4,081	5	PB
6	309	HOPKINS Alice	GBR	8.64	987	987	6	1.74	903	1,890	4	11.00	595	2,485	7	5.99	846	3,331	5	02:25.61	749	4,080	6	PB
7	338	PERRON Celia	FRA	8.87	937	937	14	1.77	941	1,878	5	10.85	585	2,463	9	5.55	715	3,178	10	02:15.27	889	4,067	7	
8	352	CONTE Claudia	ESP	8.89	933	933	16	1.71	867	1,800	12	11.42	623	2,423	14	5.77	780	3,203	9	02:17.31	860	4,063	8	PB
9	364	LIGARSKA Paulina	POL	8.97	916	916	17	1.74	903	1,819	11	11.89	654	2,473	8	5.78	783	3,256	7	02:21.46	804	4,060	9	PB
10	349	ORTEGA Patricia	ESP	8.58	1,000	1,000	5	1.68	830	1,830	9	11.54	631	2,461	10	5.42	677	3,138	12	02:13.15	919	4,057	10	PB
11	307	BARBER Ellen	GBR	9.08	893	893	19	1.71	867	1,760	14	12.59	700	2,460	11	5.47	691	3,151	11	02:19.69	828	3,979	11	
11	350	HERNANDO Barbara	ESP	8.77	959	959	11	1.65	795	1,754	15	12.22	676	2,430	13	5.49	697	3,127	14	02:17.92	852	3,979	11	
13	310	TURNER Lucy	GBR	8.54	1,008	1,008	4	1.59	724	1,732	17	11.23	610	2,342	16	5.55	715	3,057	15	02:18.35	846	3,903	13	
14	324	DVOŘÁKOVÁ Barbora	CZE	8.78	956	956	12	1.65	795	1,751	16	10.85	585	2,336	17	5.81	792	3,128	13	02:28.28	715	3,843	14	PB
15	363	MIKOŁAJCZYK Izabela	POL	8.72	969	969	10	1.74	903	1,872	6	11.79	647	2,519	6	5.48	694	3,213	8	02:35.46	626	3,839	15	
16	323	ZATLOUKALOVÁ Barbora	CZE	8.88	935	935	15	1.59	724	1,659	19	11.93	656	2,315	18	5.53	709	3,024	16	02:25.78	747	3,771	16	
17	351	DEL RIO Tamara	ESP	8.98	914	914	18	1.65	795	1,709	18	10.25	546	2,255	19	5.53	709	2,964	17	02:23.02	783	3,747	17	
18	337	MARIE-HARDY Diane	FRA	8.66	982	982	8	1.65	795	1,777	13	12.08	666	2,443	12	4.33	386	2,829	19	02:16.05	878	3,707	18	
19	336	TURPIN Esther	FRA	8.27	1,068	1,068	1	1.74	903	1,971	2	13.34	750	2,721	2	3.57	214	2,935	18	02:45.55	511	3,446	19	
20	366	ZEZULA Wiktoria	POL	9.16	877	877	20	1.50	621	1,498	20	12.63	703	2,201	20	NMR		2,201	20	02:22.93	784	2,985	20	

Rank	TEAM COMPETITION		60mH				High Jump				Shot				Long Jump				800m				
	Country		Points	Cum.	Rank	Points	Cum.	Rank	Points	Cum.	Rank	Points	Cum.	Rank	Points	Cum.	Rank	Points	Cum.	Rank			
1	GBR		2,858	2,858	5	2,786	5,644	1	2,062	7,706	1	2,420	10,126	1	2,477	12,603	1						
2	CZE		2,956	2,956	1	2,457	5,413	4	1,899	7,312	5	2,540	9,852	3	2,327	12,179	2						
3	POL		2,872	2,872	4	2,747	5,619	2	1,973	7,592	2	2,302	9,894	2	2,249	12,143	3						
4	ESP		2,892	2,892	3	2,492	5,384	5	1,930	7,314	4	2,154	9,468	4	2,631	12,099	4						
5	FRA		2,938	2,938	2	2,566	5,504	3	2,002	7,506	3	1,920	9,426	5	2,568	11,994	5						
370	O'CONNOR Kate	IRE	9.02	906	906	1.74	903	1,809	12.77	712	2,521	5.94	831	3,352	02:17.22	862	4,214						

International Indoor Senior & Under 20 Combined Events  
 NIAC, Cardiff, Wales - 27 January 2019

**SW Track**



Women's 60m Hurdles - Race 1						
Posn	Bib	Athlete	Country	Perf	Points	PB
1	365	SUŁEK Adrianna	POL	8.64	987	PB
2	338	PERRON Celia	FRA	8.87	937	
3	323	ZATLOUKALOVÁ Barbora	CZE	8.88	935	
4	352	CONTE Claudia	ESP	8.89	933	PB
5	370	O'CONNOR Kate	IRE	9.02	906	PB
6	307	BARBER Ellen	GBR	9.08	893	PB

Women's 60m Hurdles - Race 2						
Posn	Bib	Athlete	Country	Perf	Points	PB
1	337	MARIE-HARDY Diane	FRA	8.66	982	
2	308	EMERSON Niamh	GBR	8.68	978	PB
3	363	MIKOŁAJCZYK Izabela	POL	8.72	969	PB
4	324	DVOŘÁKOVÁ Barbora	CZE	8.78	956	
5	351	DEL RIO Tamara	ESP	8.98	914	

Women's 60m Hurdles - Race 3						
Posn	Bib	Athlete	Country	Perf	Points	PB
1	335	NYABEU DJAPA Annaelle	FRA	8.49	1019	
2	349	ORTEGA Patricia	ESP	8.58	1000	PB
3	309	HOPKINS Alice	GBR	8.64	987	PB
4	321	KLUČINOVÁ Eliška	CZE	8.78	956	
5	366	ZEZULA Wiktoria	POL	9.16	877	PB

Women's 60m Hurdles - Race 4						
Posn	Bib	Athlete	Country	Perf	Points	PB
1	336	TURPIN Esther	FRA	8.27	1068	
2	322	DVOŘÁKOVÁ Kateřina	CZE	8.38	1044	PB
3	310	TURNER Lucy	GBR	8.54	1008	PB
4	350	HERNANDO Barbara	ESP	8.77	959	
5	364	LIGARSKA Paulina	POL	8.97	916	PB



International Indoor Senior & Under 20 Combined Events  
 NIAC, Cardiff, Wales - 27 January 2019

**SW Track**



Women's 800m - Race 1						
Posn	Bib	Athlete	Country	Perf	Points	PB
1	337	MARIE-HARDY Diane	FRA	02:16.05	878	
2	370	O'CONNOR Kate	IRE	02:17.22	862	PB
3	310	TURNER Lucy	GBR	02:18.35	846	
4	366	ZEZULA Wiktoria	POL	02:22.93	784	PB
5	351	DEL RIO Tamara	ESP	02:23.02	783	PB
6	323	ZATLOUKALOVÁ Barbora	CZE	02:25.78	747	
7	336	TURPIN Esther	FRA	02:45.55	511	

Women's 800m - Race 2						
Posn	Bib	Athlete	Country	Perf	Points	PB
1	349	ORTEGA Patricia	ESP	02:13.15	919	PB
2	338	PERRON Celia	FRA	02:15.27	889	PB
3	352	CONTE Claudia	ESP	02:17.31	860	PB
4	350	HERNANDO Barbara	ESP	02:17.92	852	
5	307	BARBER Ellen	GBR	02:19.69	828	
6	324	DVOŘÁKOVÁ Barbora	CZE	02:28.28	715	
7	363	MIKOŁAJCZYK Izabela	POL	02:35.46	626	PB

Women's 800m - Race 3						
Posn	Bib	Athlete	Country	Perf	Points	PB
1	308	EMERSON Niamh	GBR	02:14.48	900	
2	365	SUŁEK Adrianna	POL	02:20.36	819	PB
3	321	KLUČINOVÁ Eliška	CZE	02:20.59	816	
4	364	LIGARSKA Paulina	POL	02:21.46	804	PB
5	335	NYABEU DJAPA Annaelle	FRA	02:21.64	801	
6	322	DVOŘÁKOVÁ Kateřina	CZE	02:22.04	796	
7	309	HOPKINS Alice	GBR	02:25.61	749	PB

# UK ATHLETICS: HEIGHT CARD - COMBINED EVENTS

MEETING		International Indoor CE		VENUE		NIAC, Cardiff						DATE		Sunday 27/01/2019																
EVENT		High Jump Women's Pool A		TIME																										
Order	No	NAME	COUNTRY	1.44	1.47	1.50	1.53	1.56	1.59	1.62	1.65	1.68	1.71	1.74	1.77	Best of All	Trials at Ht Cleared Total	Failures Total	Trials	PB	Signatures									
				1.80	1.83	1.86	Metres	Metres	Metres	Metres	Metres	Metres	Metres	Metres	Metres							Metres	Metres							
1	338	PERRON Celia	FRA	xxx								o	o	xxo	xxo	1.77					Judges' Signatures									
2	363	MIKOŁAJCZYK Izabela	POL								o	xo	xo	xxo	xxx	1.74						Judges' Signatures								
3	323	ZATLOUKALOVÁ Barbora	CZE		o	o	o	xxo	o	xxx						1.59							Judges' Signatures							
4	321	KLUČINOVÁ Eliška	CZE									o	xo	xxx		1.71								Judges' Signatures						
5	352	CONTE Claudia	ESP						o	o	xo	xo	o	xxx		1.71									Judges' Signatures					
6	365	SULEK Adrianna	POL	xxx							o	o	o	o	xxo	1.77										Judges' Signatures				
7	364	LIGARSKA Paulina	POL							o	o	o	o	o	xxx	1.74											Judges' Signatures			
8	335	NYABEU DJAPA Annaelle	FRA						o	o	o	o	xxx			1.68												Judges' Signatures		
9	336	TURPIN Esther	FRA								o	xxo	xo	xo	xxx	1.74													Judges' Signatures	
10	308	EMERSON Niamh	GBR	o	o	xwd							o	o	o	1.83														Judges' Signatures
11	370	O'CONNOR Kate	IRE								o	o	o	o	xxx	1.74														
12																					Referee's Signature									
13																						Referee's Signature								
14																							Referee's Signature							
15																								Referee's Signature						
16																									Referee's Signature					
17																										Referee's Signature				
18																											Referee's Signature			
19																												Referee's Signature		
20																													Referee's Signature	
21																														Referee's Signature
22																														
23																					Referee's Signature									
24																						Referee's Signature								
25																							Referee's Signature							
26																								Referee's Signature						

# UK ATHLETICS: HEIGHT CARD - COMBINED EVENTS

MEETING		International Indoor CE		VENUE	NIAC, Cardiff								DATE	Sunday 27/01/2019							
EVENT		High Jump U20 Women's Pool B		TIME																	
Order	No	NAME	COUNTRY	1.44	1.47	1.50	1.53	1.56	1.59	1.62	1.65	1.68	1.71	1.74	1.77	Best of All Metres	Trials at Ht Cleared Total	Failures Total	Trials	PB	Signatures
				Metres	Metres	Metres	Metres	Metres	Metres	Metres	Metres	Metres	Metres	Metres	Metres						
1	310	TURNER Lucy	GBR			o	o	o	o	xxx						1.59					
2	309	HOPKINS Alice	GBR					o	o	o	o	xo	o	xo	xxx	1.74					PB
3	366	ZEZULA Wiktoria	POL	o	o	o	xxx									1.50					
4	350	HERNANDO Barbara	ESP				o	o	o	xo	xxo	xxx				1.65					
5	337	MARIE-HARDY Diane	FRA				xo	o	xo	xxo	xxo	xxx				1.65					
6	324	DVOŘÁKOVÁ Barbora	CZE			o	o	o	xo	o	xo	xxx				1.65					PB
7	322	DVOŘÁKOVÁ Kateřina	CZE				o	o	o	o	xo	xxx				1.65					
8	349	ORTEGA Patricia	ESP						o	o	o	o	xxx			1.68					
9	351	DEL RIO Tamara	ESP			o	o	o	o	o	xxo	xxx				1.65					
10	307	BARBER Ellen	GBR							o	o	o	xxo	xxx		1.71				=PB	
11																					
12																					
13																					
14																					
15																					
16																					
17																					
18																					
19																					
20																					
21																					
22																					
23																					
24																					
25																					
26																					

Judges' Signatures

Referee's Signature

# UK ATHLETICS: DISTANCE CARD - COMBINED EVENTS

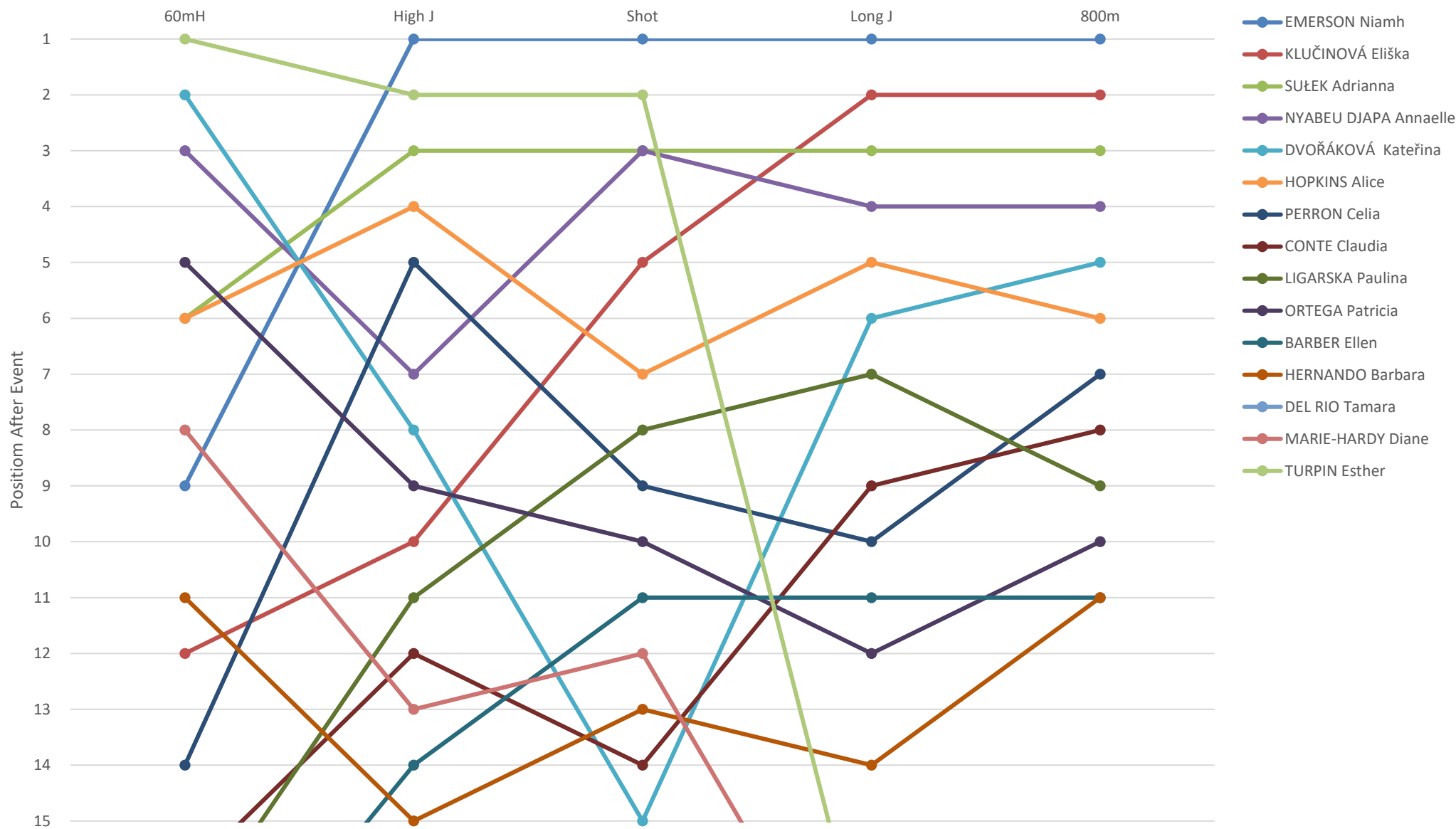
MEETING		International Indoor CE		VENUE		NIAC, Cardiff		DATE		Sunday 27/01/2019				
EVENT		Shot Put (4.0KG) Women's Pool A		TIME										
Order	No	NAME	COUNTRY	1st Trial	2nd Trial	3rd Trial	Best of 3		4th Trial	5th Trial	6th Trial	Best of All	PB	Signatures
				Metres	Metres	Metres	Metres		Metres	Metres	Metres	Metres		
1	308	EMERSON Niamh	GBR	13.60	X	12.81	13.60					13.60		Judges' Signatures
2	310	TURNER Lucy	GBR	11.22	11.18	11.23	11.23					11.23		
3	350	HERNANDO Barbara	ESP	11.11	12.22	12.12	12.22					12.22		
4	322	DVOŘÁKOVÁ Kateřina	CZE	9.99	9.68	10.60	10.60					10.60	PB	
5	364	LIGARSKA Paulina	POL	11.51	11.89	11.71	11.89					11.89		
6	351	DEL RIO Tamara	ESP	9.69	10.25	10.21	10.25					10.25		
7	352	CONTE Claudia	ESP	X	11.42	10.67	11.42					11.42		
8	337	MARIE-HARDY Diane	FRA	11.85	11.38	12.08	12.08					12.08		
9	321	KLUČINOVÁ Eliška	CZE	12.34	13.26	r	13.26					13.26		
10	309	HOPKINS Alice	GBR	9.32	9.88	11.00	11.00					11.00		
11	365	SULEK Adrianna	POL	12.17	12.10	12.13	12.17					12.17		
12	349	ORTEGA Patricia	ESP	11.15	10.54	11.54	11.54					11.54	PB	
13	336	TURPIN Esther	FRA	13.34	13.05	12.89	13.34					13.34	PB	
14	335	NYABEU DJAPA Annaelle	FRA	12.58	13.35	12.93	13.35					13.35		
15	363	MIKOŁAJCZYK Izabela	POL	11.65	11.79	11.34	11.79					11.79		
16	338	PERRON Celia	FRA	10.42	10.85	10.15	10.85					10.85		
17	323	ZATLOUKALOVÁ Barbora	CZE	10.65	11.47	11.93	11.93					11.93		
18	307	BARBER Ellen	GBR	12.59	X	12.47	12.59					12.59		
19	366	ZEZULA Wiktoria	POL	12.58	12.63	11.85	12.63					12.63		
20	324	DVOŘÁKOVÁ Barbora	CZE	8.63	10.85	10.54	10.85					10.85		
21	370	O'CONNOR Kate	IRE	12.63	12.47	12.77	12.77					12.77		
22														Referee's Signature
23														
24														
25														
26														

# UK ATHLETICS: DISTANCE CARD - COMBINED EVENTS

MEETING		International Indoor CE		VENUE		NIAC, Cardiff		DATE		Sunday 27/01/2019				
EVENT		Long Jump Women's Pool A		TIME										
Order	No	NAME	COUNTRY	1st Trial	2nd Trial	3rd Trial	Best of 3		4th Trial	5th Trial	6th Trial	Best of All	PB	Signatures
				Metres	Metres	Metres	Metres		Metres	Metres	Metres	Metres		
1	323	ZATLOUKALOVÁ Barbora	CZE	5.40	5.53	5.34	5.53					5.53		Judges' Signatures
2	338	PERRON Celia	FRA	5.55	5.39	5.55	5.55					5.55		
3	352	CONTE Claudia	ESP	3.79	5.77	5.53	5.77					5.77	PB	
4	366	ZEZULA Wiktoria	POL	X	X	X	NMR					NMR		
5	310	TURNER Lucy	GBR	5.39	5.55	5.35	5.55					5.55		
6	322	DVOŘÁKOVÁ Kateřina	CZE	5.79	X	6.09	6.09					6.09		
7	337	MARIE-HARDY Diane	FRA	X	X	4.33	4.33					4.33		
8	349	ORTEGA Patricia	ESP	X	X	5.42	5.42					5.42		
9	364	LIGARSKA Paulina	POL	5.59	5.71	5.78	5.78					5.78	PB	
10	307	BARBER Ellen	GBR	5.40	5.47	5.37	5.47					5.47		
11	324	DVOŘÁKOVÁ Barbora	CZE	5.76	X	5.81	5.81					5.81		
12	335	NYABEU DJAPA Annaelle	FRA	5.83	5.90	X	5.90					5.90		
13	351	DEL RIO Tamara	ESP	X	X	5.53	5.53					5.53		
14	363	MIKOŁAJCZYK Izabela	POL	5.45	X	5.48	5.48					5.48		
15	308	EMERSON Niamh	GBR	6.11	5.96	6.06	6.11					6.11		
16	321	KLUČINOVÁ Eliška	CZE	5.98	X	6.07	6.07					6.07		
17	336	TURPIN Esther	FRA	3.57	X	X	3.57					3.57		
18	350	HERNANDO Barbara	ESP	5.49	5.49	5.45	5.49					5.49		
19	365	SULEK Adrianna	POL	5.92	X	X	5.92					5.92		
20	309	HOPKINS Alice	GBR	5.99	X	3.53	5.99					5.99		
21	370	O'CONNOR Kate	IRE	5.75	5.94	5.80	5.94					5.94		
22														Referee's Signature
23														
24														
25														
26														



### U20 Women



International Senior & U20 Indoor Combined Events  
National Indoor Athletics Centre, Cardiff, Wales - 26 & 27 January 2019

**U20M Heptathlon**



Rank	Bib	Athlete	CTY	60m				Long Jump				Shot			High Jump				60m Hurdles				Pole Vault				1000m				PB		
				Perf	Points	Cum.	Rank	Perf	Points	Cum.	Rank	Perf	Points	Cum.	Rank	Perf	Points	End Day 1	Rank	Perf	Points	Cum.	Rank	Perf	Points	Cum.	Rank	Perf	Points	Cum.		Rank	
1	306	TURNER Jack	GBR	7.17	823	823	4	7.06	828	1,651	2	12.58	642	2,293	1	1.94	749	3,042	1	8.05	969	4,011	1	4.15	659	4,670	1	02:50.55	760	5,430	1		
2	347	SANTAFE Eloi	ESP	7.03	872	872	1	6.86	781	1,653	1	12.46	634	2,287	3	1.79	619	2,906	5	7.98	987	3,893	3	4.45	746	4,639	2	02:55.98	704	5,343	2		
3	305	MCFARLANE Joel	GBR	7.22	806	806	7	7.08	833	1,639	3	12.74	651	2,290	2	1.88	696	2,986	4	8.49	862	3,848	5	4.35	716	4,564	3	02:50.31	762	5,326	3		
4	346	DAVILA Jorge	ESP	7.28	785	785	11	6.64	729	1,514	10	13.56	701	2,215	6	1.97	776	2,991	2	8.70	813	3,804	6	4.25	688	4,492	5	02:46.85	799	5,291	4		
5	332	FAUVEL CLINCH Steven	FRA	7.22	806	806	7	6.96	804	1,610	4	12.83	657	2,267	4	1.91	723	2,990	3	8.05	969	3,959	2	3.85	576	4,535	4	02:54.70	717	5,252	5	PB	
6	304	BRINDLEY Scott	GBR	7.26	792	792	9	6.98	809	1,601	5	10.16	495	2,096	10	1.88	696	2,792	8	8.33	900	3,692	8	4.55	775	4,467	6	02:50.46	761	5,228	6		
7	333	MARCY Tristan	FRA	7.16	826	826	2	6.67	736	1,562	7	11.99	606	2,168	8	1.91	723	2,891	6	8.08	962	3,853	4	3.75	549	4,402	7	02:48.88	777	5,179	7	PB	
8	318	DOUBEK František	CZE	7.31	775	775	13	6.60	720	1,495	11	12.68	648	2,143	9	1.79	619	2,762	9	8.57	843	3,605	10	4.35	716	4,321	8	02:58.08	683	5,004	8	PB	
9	348	CARDIEL Jaime	ESP	7.32	772	772	14	6.35	664	1,436	13	10.52	517	1,953	13	1.91	723	2,676	12	8.21	930	3,606	9	3.85	576	4,182	9	02:53.79	726	4,908	9		
10	319	FRANĚK Matyáš	CZE	7.30	779	779	12	6.68	739	1,518	9	10.52	517	2,035	11	1.82	644	2,679	11	8.40	884	3,563	12	3.75	549	4,112	11	02:51.41	751	4,863	10	PB	
11	334	CHAUSSENDE Tom	FRA	7.17	823	823	4	6.81	769	1,592	6	12.59	642	2,234	5	1.79	619	2,853	7	8.51	858	3,711	7	3.45	469	4,180	10	02:58.25	682	4,862	11	PB	
12	362	JASTRZEBSKI Kacper	POL	7.16	826	826	2	6.62	725	1,551	8	12.78	654	2,205	7	1.70	544	2,749	10	8.54	851	3,600	11	3.35	444	4,044	12	03:06.00	607	4,651	12		
13	361	PIETRAS Maciej	POL	7.70	650	650	15	6.28	648	1,298	14	12.29	624	1,922	14	1.85	670	2,592	14	8.87	775	3,367	13	3.25	418	3,785	13	03:04.31	623	4,408	13	PB	
14	320	DVORSKÝ Tobiáš	CZE	7.19	816	816	6	6.34	661	1,477	12	11.02	547	2,024	12	1.73	569	2,593	13	DNF		2,593	14	NHC		2,593	14	03:12.89	543	3,136	14	PB	
	360	BORON Aleksy	POL	7.26	792	792	9	DNS		*				*			*				*			*		*			*		*		

Rank	TEAM COMPETITION	CTY	60m			Long Jump			Shot			High Jump			60m Hurdles			Pole Vault			1000m		
			Points	Cum.	Rank	Points	Cum.	Rank	Points	Cum.	Rank	Points	Cum.	Rank	Points	Cum.	Rank	Points	Cum.	Rank	Points	Cum.	Rank
1	GBR		1,629	1,629	3	1,661	3,290	1	1,293	4,583	1	1,445	6,028	1	1,831	7,859	1	1,375	9,234	1	1,522	10,756	1
2	ESP		1,657	1,657	1	1,510	3,167	3	1,335	4,502	2	1,395	5,897	2	1,800	7,697	3	1,434	9,131	2	1,503	10,634	2
3	FRA		1,632	1,632	2	1,540	3,172	2	1,263	4,435	3	1,446	5,881	3	1,931	7,812	2	1,125	8,937	3	1,494	10,431	3
4	CZE		1,554	1,554	4	1,459	3,013	4	1,165	4,178	4	1,263	5,441	4	1,727	7,168	4	1,265	8,433	4	1,434	9,867	4
5	POL		1,476	1,476	5	1,373	2,849	5	1,278	4,127	5	1,214	5,341	5	1,626	6,967	5	862	7,829	5	1,230	9,059	5



<b>U20 Men's 60m - Race 1</b>						
Posn	Bib	Athlete	Country	Perf	Points	PB
1	347	SANTAFE Eloi	ESP	7.03	872	PB
2	362	JASTRZEBSKI Kacper	POL	7.16	826	PB
3	320	DVORSKÝ Tobiáš	CZE	7.19	816	
4	332	FAUVEL CLINCH Steven	FRA	7.22	806	
5	305	MCFARLANE Joel	GBR	7.22	806	

<b>U20 Men's 60m - Race 2</b>						
Posn	Bib	Athlete	Country	Perf	Points	PB
1	333	MARCY Tristan	FRA	7.16	826	
2	306	TURNER Jack	GBR	7.17	823	PB
3	360	BORON Aleksy	POL	7.26	792	
4	346	DAVILA Jorge	ESP	7.28	785	
5	319	FRANĚK Matyáš	CZE	7.30	779	

<b>U20 Men's 60m - Race 3</b>						
Posn	Bib	Athlete	Country	Perf	Points	PB
1	334	CHAUSSENDE Tom	FRA	7.17	823	
2	304	BRINDLEY Scott	GBR	7.26	792	
3	318	DOUBEK František	CZE	7.31	775	
4	348	CARDIEL Jaime	ESP	7.32	772	
5	361	PIETRAS Maciej	POL	7.70	650	



# UK ATHLETICS: DISTANCE CARD - COMBINED EVENTS

MEETING		International Senior & U20 CE		VENUE		NIAC, Cardiff		DATE		Friday 26/01/2018																	
EVENT		Long Jump U20 Men's Pool A		TIME																							
Order	No	NAME	COUNTRY	1st Trial	2nd Trial	3rd Trial	Best of 3		4th Trial	5th Trial	6th Trial	Best of All	PB	Signatures													
				Metres	Metres	Metres	Metres		Metres	Metres	Metres	Metres															
1	305	MCFARLANE Joel	GBR	6.95	6.98	7.08	7.08					7.08		Judges' Signatures													
2	318	DOUBEK František	CZE	6.09	6.26	6.60	6.60					6.60			Judges' Signatures												
3	333	MARCY Tristan	FRA	6.49	6.67	X	6.67					6.67				Judges' Signatures											
4	348	CARDIEL Jaime	ESP	6.30	6.35	6.26	6.35					6.35					Judges' Signatures										
5	361	PIETRAS Maciej	POL	6.28	X	6.14	6.28					6.28	=PB					Judges' Signatures									
6	306	TURNER Jack	GBR	7.02	X	7.06	7.06					7.06	PB						Judges' Signatures								
7	320	DVORSKÝ Tobiáš	CZE	X	X	6.34	6.34					6.34								Judges' Signatures							
8	334	CHAUSSENDE Tom	FRA	6.40	6.81	5.74	6.81					6.81									Judges' Signatures						
9	347	SANTAFE Eloi	ESP	6.60	6.64	6.86	6.86					6.86	PB									Judges' Signatures					
10	362	JASTRZEBSKI Kacper	POL	6.30	X	6.62	6.62					6.62	PB										Judges' Signatures				
11	304	BRINDLEY Scott	GBR	6.90	6.80	6.98	6.98					6.98												Judges' Signatures			
12	319	FRANĚK Matyáš	CZE	6.68	6.55	X	6.68					6.68													Judges' Signatures		
13	332	FAUVEL CLINCH Steven	FRA	X	6.75	6.96	6.96					6.96														Judges' Signatures	
14	346	DAVILA Jorge	ESP	6.55	6.44	6.64	6.64					6.64	PB														Judges' Signatures
15	360	BORON Aleksy	POL	DNS			DNS					DNS															
16														Referee's Signature													
17															Referee's Signature												
18																Referee's Signature											
19																	Referee's Signature										
20																		Referee's Signature									
21																			Referee's Signature								
22																				Referee's Signature							
23																					Referee's Signature						
24																						Referee's Signature					
25																							Referee's Signature				
26																								Referee's Signature			

# UK ATHLETICS: DISTANCE CARD - COMBINED EVENTS

MEETING		International Senior & U20 CE		VENUE		NIAC, Cardiff		DATE		Saturday 26/01/2019				
EVENT		Shot Put (6.0kg) U20 Men's Pool A		TIME										
Order	No	NAME	COUNTRY	1st Trial	2nd Trial	3rd Trial	Best of 3		4th Trial	5th Trial	6th Trial	Best of All	PB	Signatures
				Metres	Metres	Metres	Metres		Metres	Metres	Metres	Metres		
1	333	MARCY Tristan	FRA	11.97	11.53	11.99	11.99					11.99		Judges' Signatures
2	348	CARDIEL Jaime	ESP	10.52	X	10.13	10.52					10.52	PB	
3	362	JASTRZEBSKI Kacper	POL	12.09	11.51	12.78	12.78					12.78	PB	
4	304	BRINDLEY Scott	GBR	10.16	9.95	X	10.16					10.16		
5	319	FRANĚK Matyáš	CZE	9.26	10.52	10.07	10.52					10.52		
6	332	FAUVEL CLINCH Steven	FRA	10.99	12.26	12.83	12.83					12.83		
7	347	SANTAFE Eloi	ESP	11.47	11.93	12.46	12.46					12.46	PB	
8	361	PIETRAS Maciej	POL	12.22	12.29	11.85	12.29					12.29		
9	306	TURNER Jack	GBR	12.43	12.58	12.55	12.58					12.58	PB	
10	320	DVORSKÝ Tobiáš	CZE	11.02	10.01	10.91	11.02					11.02	PB	
11	334	CHAUSSENDE Tom	FRA	12.59	X	X	12.59					12.59		
12	346	DAVILA Jorge	ESP	11.59	X	13.56	13.56					13.56	PB	
13	360	BORON Aleksy	POL											
14	305	MCFARLANE Joel	GBR	12.23	12.74	12.58	12.74					12.74		
15	318	DOUBEK František	CZE	X	X	12.68	12.68					12.68		
16														Referee's Signature
17														
18														
19														
20														
21														
22														
23														
24														
25														
26														

# UK ATHLETICS: HEIGHT CARD - COMBINED EVENTS

MEETING		International Senior & U20 CE		VENUE		NIAC, CARDIFF						DATE		Saturday 26/01/2019								
EVENT		High Jump U20 Men's Pool A		TIME																		
Order	No	NAME	COUNTRY	1.64	1.67	1.70	1.73	1.76	1.79	1.82	1.85	1.88	1.91	1.94	1.97	Best of All Metres	Trials at Ht Cleared Total	Failures Total	Trials Total	PB	Signatures	
				2.00	Metres	Metres	Metres	Metres	Metres	Metres	Metres	Metres	Metres	Metres	Metres							Metres
1	347	SANTAFE Eloi	ESP	xo	xxo	xxo	o	xo	xxo	xxx						1.79						
2	320	DVORSKÝ Tobiáš	CZE		o	xo	o	xxx								1.73						
3	362	JASTRZEBSKI Kacper	POL		o	o	xxx									1.70						
4	318	DOUBEK František	CZE					o	xo	xxx						1.79						
5	361	PIETRAS Maciej	POL			o	o	xxo	o	o	o	xxx				1.85				=PB		
6	346	DAVILA Jorge	ESP	xxx			o	-	o	-	o	o	xo	o	o	1.97				PB		
7	319	FRANĚK Matyáš	CZE			o	-	xo	o	o	xxx					1.82						
8																						
9																						
10																						
11																						
12																						
13																						
14																						
15																						
16																						
17																						
18																						
19																						
20																						
21																						
22																						
23																						
24																						
25																						
26																						

Judges' Signatures

Referee's Signature

# UK ATHLETICS: HEIGHT CARD - COMBINED EVENTS

MEETING		International Senior & U20 CE		VENUE		NIAC, CARDIFF						DATE		Saturday 26/01/2019																															
EVENT		High Jump U20 Men's Pool B		TIME																																									
Order	No	NAME	COUNTRY	1.70	1.73	1.76	1.79	1.82	1.85	1.88	1.91	1.94	1.97	2.00	2.03	Best of All Metres	Trials at Ht Cleared Total	Failures Total	Trials	PB	Signatures																								
				Metres	Metres	Metres	Metres	Metres	Metres	Metres	Metres	Metres	Metres	Metres	Metres																														
1	304	BRINDLEY Scott	GBR			0	0	0	0	0	xxx					1.88					Judges' Signatures																								
2	348	CARDIEL Jaime	ESP			0	-	x0	0	0	xx0	xxx				1.91						Referee's Signature																							
3	334	CHAUSSENDE Tom	FRA	0	-	x0	0	-	xxx							1.79							Referee's Signature																						
4	305	MCFARLANE Joel	GBR			0	-	0	x0	0	xxx					1.88								Referee's Signature																					
5	333	MARCY Tristan	FRA					0	-	xx0	0	xxx				1.91									Referee's Signature																				
6	332	FAUVEL CLINCH Steven	FRA				0	-	0	0	0	xxx				1.91										Referee's Signature																			
7	306	TURNER Jack	GBR					0	0	-	x0	xx0	xxx			1.94											Referee's Signature																		
8																												Referee's Signature																	
9																													Referee's Signature																
10																														Referee's Signature															
11																															Referee's Signature														
12																																Referee's Signature													
13																																	Referee's Signature												
14																																		Referee's Signature											
15																																			Referee's Signature										
16																																				Referee's Signature									
17																																					Referee's Signature								
18																																						Referee's Signature							
19																																							Referee's Signature						
20																																								Referee's Signature					
21																																									Referee's Signature				
22																																										Referee's Signature			
23																																											Referee's Signature		
24																																												Referee's Signature	
25																																													Referee's Signature
26																																													



U20 Men's 60m Hurdles - Race 1						
Posn	Bib	Athlete	Country	Perf	Points	PB
1	347	SANTAFE Eloi	ESP	7.98	987	PB
2	332	FAUVEL CLINCH Steven	FRA	8.05	969	
3	306	TURNER Jack	GBR	8.05	969	PB
4	361	PIETRAS Maciej	POL	8.87	775	
5	320	DVORSKÝ Tobiáš	CZE	DNF		

U20 Men's 60m Hurdles - Race 2						
Posn	Bib	Athlete	Country	Perf	Points	PB
1	333	MARCY Tristan	FRA	8.08	962	
2	348	CARDIEL Jaime	ESP	8.21	930	PB
3	304	BRINDLEY Scott	GBR	8.33	900	PB
4	319	FRANĚK Matyáš	CZE	8.40	884	PB
5	362	JASTRZEBSKI Kacper	POL	8.54	851	=PB

U20 Men's 60m Hurdles - Race 3						
Posn	Bib	Athlete	Country	Perf	Points	PB
1	305	MCFARLANE Joel	GBR	8.49	862	PB
2	334	CHAUSSENDE Tom	FRA	8.51	858	
3	318	DOUBEK František	CZE	8.57	843	PB
4	346	DAVILA Jorge	ESP	8.70	813	PB
5						

U20 Men's 1000m - Race 1						
Lane	Bib	Athlete	Country	Perf	Points	PB
1	319	FRANĚK Matyáš	CZE	02:51.41	751	PB
2	348	CARDIEL Jaime	ESP	02:53.79	726	
3	318	DOUBEK František	CZE	02:58.08	683	
4	334	CHAUSSENDE Tom	FRA	02:58.25	682	
5	361	PIETRAS Maciej	POL	03:04.31	623	PB
6	362	JASTRZEBSKI Kacper	POL	03:06.00	607	PB
7	320	DVORSKÝ Tobiáš	CZE	03:12.89	543	
8						

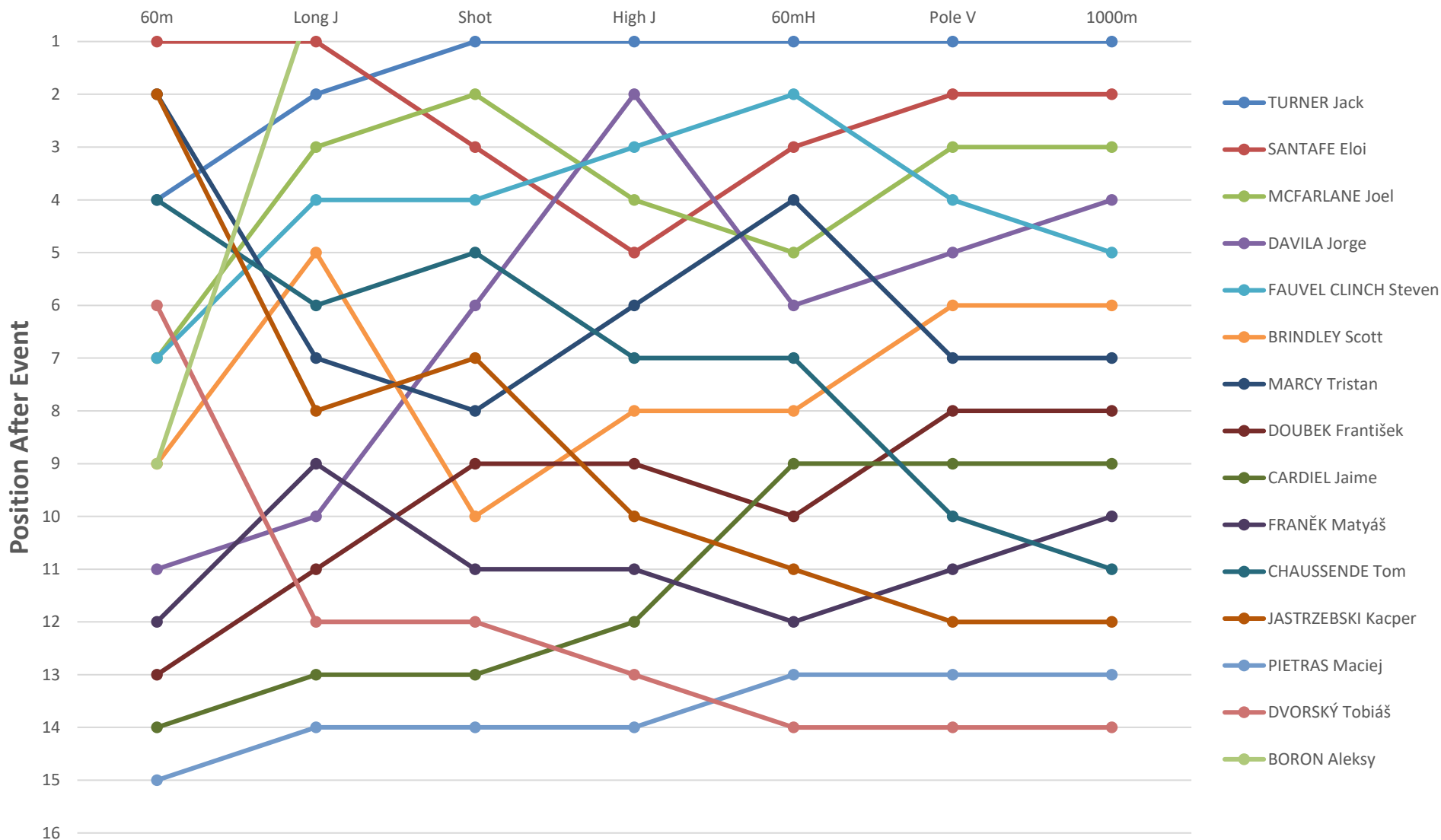
U20 Men's 1000m - Race 2						
Lane	Bib	Athlete	Country	Perf	Points	PB
1	346	DAVILA Jorge	ESP	02:46.85	799	
2	333	MARCY Tristan	FRA	02:48.88	777	
3	305	MCFARLANE Joel	GBR	02:50.31	762	
4	304	BRINDLEY Scott	GBR	02:50.46	761	
5	306	TURNER Jack	GBR	02:50.55	760	
6	332	FAUVEL CLINCH Steven	FRA	02:54.70	717	
7	347	SANTAFE Eloi	ESP	02:55.98	704	PB
8						

# UK ATHLETICS: HEIGHT CARD - COMBINED EVENTS

MEETING		International Senior & U20 CE		VENUE		NIAC, Cardiff						DATE		Sunday 27/01/2019										
EVENT		Pole Vault U20 Men's Pool A		TIME																				
Order	No	NAME	CLUB	2.95	3.05	3.15	3.25	3.35	3.45	3.55	3.65	3.75	3.85	3.95	4.05	Best of All	Trials at Ht Cleared Total	Failures Total	Trials	PB	Signatures			
				4.15	4.25	4.35	4.45	4.55	4.65	Metres	Metres	Metres	Metres	Metres	Metres							Metres	Metres	Metres
1	306	TURNER Jack	GBR	o	xxx					o		o	o	o	xo	4.15					PB	Judges' Signatures		
2	348	CARDIEL Jaime	ESP							xo		xxo	o	xxx		3.85					PB			
3	347	SANTAFE Eloi	ESP		o	o	o	xxx			xo		o		o	4.45					PB			
4	333	MARCY Tristan	FRA							o		o		xxx		3.75								
5	332	FAUVEL CLINCH Steven	FRA									o	o	xxx		3.85								
6	362	JASTRZEBSKI Kacper	POL	xo	o	o	o	xo	xxx							3.35					PB			
7	304	BRINDLEY Scott	GBR		o	o	xxo	xxo	xxx							4.55								
8	334	CHAUSSENDE Tom	FRA		o		o		o	xxx						3.45								
9	305	MCFARLANE Joel	GBR	o	xxo	xo	xxx						o	xo	xo	4.35					PB			
10	320	DVORSKÝ Tobiáš	CZE	xxx												NHC								
11	346	DAVILA Jorge	ESP	o	o	xxx						o		o		4.25					PB			
12	318	DOUBEK František	CZE	xxo	xo	xo	xxx						xo	o	o	4.35					PB			
13	361	PIETRAS Maciej	POL		xxo	o	o	xxx								3.25								
14	319	FRANĚK Matyáš	CZE				o			xxo	o	o	xxx			3.75					PB			
15																								
16																								
17																								
18																								
19																								
20																								
21																								
22																								
23																								
24																								
25																								
26																								
																					Referee's Signature		Signatures	



### U20 MEN



International Senior & U20 Indoor Combined Events  
National Indoor Athletics Centre, Cardiff, Wales - 26 & 27 January 2019

**SM Heptathlon**



Rank	Bib	Athlete	CTY	60m				Long Jump				Shot				High Jump				60m Hurdles				Pole Vault				1000m				PB	
				Perf	Points	Cum.	Rank	Perf	Points	Cum.	Rank	Perf	Points	Cum.	Rank	Perf	Points	Day 1	Rank	Perf	Points	Cum.	Rank	Perf	Points	Cum.	Rank	Perf	Points	Cum.	Rank		
1	342	UREÑA Jorge	ESP	6.98	889	889	1	7.33	893	1,782	1	14.50	759	2,541	1	2.02	822	3,363	1	7.83	1,025	4,388	1	4.95	895	5,283	1	02:42.96	841	6,124	1		
2	330	OLIVAS Julien	FRA	7.17	823	823	8	6.56	711	1,534	15	14.60	765	2,299	10	1.96	767	3,066	7	8.22	927	3,993	5	5.25	988	4,981	3	02:45.25	816	5,797	2	PB	
3	343	JORDAN Jonay	ESP	7.00	882	882	2	6.91	792	1,674	3	15.70	833	2,507	2	1.93	740	3,247	2	8.01	979	4,226	2	4.55	775	5,001	2	02:51.70	748	5,749	3	PB	
4	314	DOLEŽAL Jan	CZE	7.18	819	819	9	7.07	830	1,649	5	14.21	741	2,390	4	1.96	767	3,157	4	8.34	898	4,055	4	4.85	865	4,920	4	02:44.97	819	5,739	4		
5	303	MURPHY Andrew	GBR	7.25	796	796	12	6.94	799	1,595	9	13.91	723	2,318	8	1.90	714	3,032	8	8.36	893	3,925	7	4.95	895	4,820	6	02:46.01	808	5,628	5	PB	
6	301	GREGORY Ben	GBR	7.32	772	772	15	6.84	776	1,548	13	12.76	653	2,201	16	1.90	714	2,915	14	8.36	893	3,808	13	5.05	926	4,734	8	02:44.24	827	5,561	6		
7	315	LUKÁŠ Marek	CZE	7.19	816	816	10	6.65	732	1,548	13	13.49	697	2,245	11	1.87	687	2,932	12	8.18	937	3,869	10	4.75	834	4,703	10	02:46.18	806	5,509	7		
8	317	KOPECKÝ Ondřej	CZE	7.19	816	816	10	7.02	818	1,634	6	12.08	611	2,245	11	1.93	740	2,985	10	8.22	927	3,912	8	4.85	865	4,777	7	02:53.90	725	5,502	8	PB	
9	329	AUZEIL Bastien	FRA	7.27	789	789	13	6.81	769	1,558	11	14.96	787	2,345	7	1.93	740	3,085	6	8.49	862	3,947	6	4.55	775	4,722	9	02:54.12	723	5,445	9		
10	331	MAISONNEUVE Karly	FRA	7.10	847	847	6	6.82	771	1,618	8	13.50	698	2,316	9	1.84	661	2,977	11	8.25	920	3,897	9	4.55	775	4,672	11	02:49.49	771	5,443	10		
11	357	HORBOWICZ Rafal	POL	7.40	745	745	18	6.70	743	1,488	17	14.47	757	2,245	11	1.87	687	2,932	12	8.26	917	3,849	11	4.55	775	4,624	12	02:53.27	732	5,356	11		
12	358	ABRAMOWSKI Rafal	POL	7.15	830	830	7	7.08	833	1,663	4	13.57	702	2,365	6	1.81	636	3,001	9	8.57	843	3,844	12	4.35	716	4,560	13	02:49.83	767	5,327	12		
13	300	BELL Howard	GBR	7.33	769	769	16	6.87	783	1,552	12	12.74	651	2,203	15	1.87	687	2,890	15	8.46	869	3,759	14	4.25	688	4,447	14	02:48.29	784	5,231	13		
14	359	CHOCHOROWSKI Jacek	POL	7.27	789	789	13	6.92	795	1,584	10	12.57	641	2,225	14	1.78	610	2,835	16	8.46	869	3,704	15	4.25	688	4,392	15	03:00.06	664	5,056	14		
15	316	RYKL Radoš	CZE	7.44	732	732	19	6.54	707	1,439	18	11.46	574	2,013	17	1.69	536	2,549	18	8.99	748	3,297	17	5.05	926	4,223	16	03:03.77	628	4,851	15		
16	345	MERINO Ferran	ESP	7.35	762	762	17	6.63	727	1,489	16	9.68	466	1,955	18	1.84	661	2,616	17	9.22	698	3,314	16	4.15	659	3,973	17	02:45.59	812	4,785	16		
	356	WIESOLEK Pawel	POL	7.08	854	854	5	6.83	774	1,628	7	14.43	755	2,383	5	2.02	822	3,205	3	8.33	900	4,105	3	4.65	804	4,909	5	DNS		*			
	344	ARANCON Mario	ESP	7.01	879	879	3	7.04	823	1,702	2	13.57	702	2,404	3	1.90	714	3,118	5	DNF		3,118	18	DNF		*				*			
	302	LANE John	GBR	7.03	872	872	4	DNS		*				*			*					*			*					*			

Rank	TEAM COMPETITION	60m				Long Jump				Shot				High Jump				60m Hurdles				Pole Vault				1000m			
		Points	Cum.	Rank	Points	Cum.	Rank	Points	Cum.	Rank	Points	Cum.	Rank	Points	Cum.	Rank	Points	Cum.	Rank	Points	Cum.	Rank	Points	Cum.	Rank	Points	Cum.	Rank	
1	CZE	2,451	2,451	3	2,380	4,831	2	2,049	6,880	3	2,194	9,074	3	2,762	11,836	3	2,564	14,400	1	2,350	16,750	1							
2	FRA	2,459	2,459	2	2,251	4,710	4	2,250	6,960	2	2,168	9,128	2	2,709	11,837	2	2,538	14,375	2	2,310	16,685	2							
3	ESP	2,533	2,533	1	2,412	4,945	1	2,058	7,003	1	2,223	9,226	1	2,702	11,928	1	2,329	14,257	3	2,401	16,658	3							
4	GBR	2,337	2,337	5	2,358	4,695	5	2,027	6,722	5	2,115	8,837	4	2,655	11,492	4	2,509	14,001	4	2,419	16,420	4							
5	POL	2,364	2,364	4	2,371	4,735	3	2,100	6,835	4	1,933	8,768	5	2,629	11,397	5	2,179	13,576	5	2,163	15,739	5							





<b>Men's 60m - Race 1</b>						
Posn	Bib	Athlete	Country	Perf	Points	PB
1	342	UREÑA Jorge	ESP	6.98	889	
2	302	LANE John	GBR	7.03	872	
3	356	WIESOLEK Pawel	POL	7.08	854	
4	315	LUKÁŠ Marek	CZE	7.19	816	
5	329	AUZEIL Bastien	FRA	7.27	789	

<b>Men's 60m - Race 2</b>						
1	Bib	Athlete	Country	Perf	Points	
2	344	ARANCON Mario	ESP	7.01	879	
3	331	MAISONNEUVE Karly	FRA	7.10	847	
4	358	ABRAMOWSKI Rafal	POL	7.15	830	
5	314	DOLEŽAL Jan	CZE	7.18	819	
6	303	MURPHY Andrew	GBR	7.25	796	

<b>Men's 60m - Race 3</b>						
Posn	Bib	Athlete	Country	Perf	Points	
1	343	JORDAN Jonay	ESP	7.00	882	PB
2	359	CHOCHOROWSKI Jacek	POL	7.27	789	PB
3	300	BELL Howard	GBR	7.33	769	PB
4	316	RYKL Radoš	CZE	7.44	732	
5						

<b>Men's 60m - Race 4</b>						
Posn	Bib	Athlete	Country	Perf	Points	
1	330	OLIVAS Julien	FRA	7.17	823	
2	317	KOPECKÝ Ondřej	CZE	7.19	816	
3	301	GREGORY Ben	GBR	7.32	772	
4	345	MERINO Ferran	ESP	7.35	762	
5	357	HORBOWICZ Rafal	POL	7.40	745	

# UK ATHLETICS: DISTANCE CARD - COMBINED EVENTS

MEETING		International Senior & U20 CE		VENUE		NIAC, Cardiff		DATE		Friday 26/01/2018				
EVENT		Long Jump Senior Men Pool A		TIME		12:55								
Order	No	NAME	COUNTRY	1st Trial	2nd Trial	3rd Trial	Best of 3		4th Trial	5th Trial	6th Trial	Best of All	PB	Signatures
				Metres	Metres	Metres	Metres		Metres	Metres	Metres	Metres		
1	315	LUKÁŠ Marek	CZE	X	6.64	6.65	6.65					6.65		Judges' Signatures
2	330	OLIVAS Julien	FRA	6.52	X	6.56	6.56					6.56		
3	345	MERINO Ferran	ESP	X	6.48	6.63	6.63					6.63		
4	357	HORBOWICZ Rafal	POL	6.70	6.66	6.65	6.70					6.70		
5	300	BELL Howard	GBR	6.87	X	6.65	6.87					6.87		
6	317	KOPECKÝ Ondřej	CZE	7.02	6.86	X	7.02					7.02		
7	331	MAISONNEUVE Karly	FRA	6.77	6.63	6.82	6.82					6.82		
8	344	ARANCON Mario	ESP	7.01	X	7.04	7.04					7.04	=PB	
9	359	CHOCHOROWSKI Jacek	POL	X	6.92	6.61	6.92					6.92		
10	303	MURPHY Andrew	GBR	6.94	6.90	6.78	6.94					6.94		
11	314	DOLEŽAL Jan	CZE	7.07	6.90	6.89	7.07					7.07		
12	328	GADO Ruben	FRA	DNS			DNS					DNS		
13	343	JORDAN Jonay	ESP	6.45	6.91	6.78	6.91					6.91		
14	358	ABRAMOWSKI Rafal	POL	7.08	X	X	7.08					7.08		
15	301	GREGORY Ben	GBR	6.84	6.70	6.81	6.84					6.84		
16	316	RYKL Radoš	CZE	6.26	6.54	6.15	6.54					6.54		
17	329	AUZEIL Bastien	FRA	6.75	6.61	6.81	6.81					6.81		
18	342	UREÑA Jorge	ESP	7.27	7.33	7.16	7.33					7.33		
19	356	WIESOLEK Pawel	POL	X	6.83	X	6.83					6.83		
20	302	LANE John	GBR	DNS			DNS					DNS		
21														Referee's Signature
22														
23														
24														
25														
26														

# UK ATHLETICS: DISTANCE CARD - COMBINED EVENTS

MEETING		International Senior & U20 CE		VENUE		NIAC, Cardiff		DATE		Saturday 26/01/2019																				
EVENT		Shot Put (7.26kg) Senior Men Pool A		TIME																										
Order	No	NAME	COUNTRY	1st Trial	2nd Trial	3rd Trial	Best of 3		4th Trial	5th Trial	6th Trial	Best of All	PB	Signatures																
				Metres	Metres	Metres	Metres		Metres	Metres	Metres	Metres																		
1	359	CHOCHOROWSKI Jacek	POL	X	12.04	12.57	12.57					12.57		Judges' Signatures																
2	300	BELL Howard	GBR	12.74	12.35	12.62	12.74					12.74	PB		Judges' Signatures															
3	317	KOPECKÝ Ondřej	CZE	X	12.08	11.93	12.08					12.08				Judges' Signatures														
4	331	MAISONNEUVE Karly	FRA	13.45	13.50	12.94	13.50					13.50					Judges' Signatures													
5	345	MERINO Ferran	ESP	9.20	X	9.68	9.68					9.68						Judges' Signatures												
6	358	ABRAMOWSKI Rafal	POL	12.99	13.57	13.17	13.57					13.57							Judges' Signatures											
7	301	GREGORY Ben	GBR	12.61	12.75	12.76	12.76					12.76								Judges' Signatures										
8	314	DOLEŽAL Jan	CZE	13.35	X	14.21	14.21					14.21									Judges' Signatures									
9	344	ARANCON Mario	ESP	12.37	13.57	13.10	13.57					13.57										Judges' Signatures								
10	357	HORBOWICZ Rafal	POL	X	14.28	14.47	14.47					14.47	PB										Judges' Signatures							
11	303	MURPHY Andrew	GBR	12.27	13.34	13.91	13.91					13.91	PB											Judges' Signatures						
12	315	LUKÁŠ Marek	CZE	13.40	13.49	13.23	13.49					13.49													Judges' Signatures					
13	330	OLIVAS Julien	FRA	14.60	14.23	14.40	14.60					14.60	PB													Judges' Signatures				
14	342	UREÑA Jorge	ESP	13.38	14.50	X	14.50					14.50	PB														Judges' Signatures			
15	356	WIESOLEK Pawel	POL	14.23	13.99	14.43	14.43					14.43	PB															Judges' Signatures		
16	316	RYKL Radoš	CZE	11.46	10.35	10.36	11.46					11.46																	Judges' Signatures	
17	329	AUZEIL Bastien	FRA	14.96	X	X	14.96					14.96																		Judges' Signatures
18	343	JORDAN Jonay	ESP	15.70	14.94	14.53	15.70					15.70	PB																	
19														Referee's Signature																
20															Referee's Signature															
21																Referee's Signature														
22																	Referee's Signature													
23																		Referee's Signature												
24																			Referee's Signature											
25																				Referee's Signature										
26																					Referee's Signature									

# UK ATHLETICS: HEIGHT CARD - COMBINED EVENTS

MEETING		International Senior & U20 CE		VENUE		NIAC, CARDIFF							DATE		Saturday 26/01/2019						
EVENT		High Jump Senior Men Pool B		TIME																	
Order	No	NAME	COUNTRY	1.66	1.69	1.72	1.75	1.78	1.81	1.84	1.87	1.90	1.93	1.96	1.99	Best of All Metres	Trials at Ht Cleared Total	Failures Total	Trials	PB	Signatures
				Metres	Metres	Metres	Metres	Metres	Metres	Metres	Metres	Metres	Metres	Metres	Metres						
1	316	RYKL Radoš	CZE		o			xxx								1.69					
2	330	OLIVAS Julien	FRA					o	o	o	xo	o	xxo	xxx	1.96					PB	
3	357	HORBOWICZ Rafal	POL				o	o	o	xxx					1.87						
4	359	CHOCHOROWSKI Jacek	POL			o	o	o	xxx						1.78						
5	345	MERINO Ferran	ESP	o		o		o	o	xxo	xxx				1.84						
6	358	ABRAMOWSKI Rafal	POL				o	xo	xo	xxx					1.81						
7	343	JORDAN Jonay	ESP					o		xo	xo	xo	xxx	1.93							
8	317	KOPECKÝ Ondřej	CZE					o	o	o	o	o	xxx	1.93							
9	344	ARANCON Mario	ESP				o	o	o	o	xxo	o	xxx	1.90							
10																					
11																					
12																					
13																					
14																					
15																					
16																					
17																					
18																					
19																					
20																					
21																					
22																					
23																					
24																					
25																					
26																					

Judges' Signatures

Referee's Signature

# UK ATHLETICS: HEIGHT CARD - COMBINED EVENTS

MEETING		International Senior & U20 CE				VENUE		NIAC, CARDIFF						DATE		Saturday 26/01/2019												
EVENT		High Jump Senior Men Pool A				TIME																						
Order	No	NAME	COUNTRY	1.75	1.78	1.81	1.84	1.87	1.90	1.93	1.96	1.99	2.02	2.05	2.08	Best of All Metres	Trials at Ht Cleared Total	Failures Total	Trials	PB	Signatures							
				Metres	Metres	Metres	Metres	Metres	Metres	Metres	Metres	Metres	Metres	Metres	Metres													
1	303	MURPHY Andrew	GBR		o	o	o	o	xo	xxx						1.90					Judges' Signatures							
2	329	AUZEIL Bastien	FRA				o	xo	o	xo	xxx					1.93						Referee's Signature						
3	356	WIESOLEK Pawel	POL				o	-	o	o	o	xxo	xo	xxx		2.02							Referee's Signature					
4	331	MAISONNEUVE Karly	FRA		o	o	xxo	xxx								1.84								Referee's Signature				
5	300	BELL Howard	GBR					o		xxx						1.87									Referee's Signature			
6	315	LUKÁŠ Marek	CZE		xxo	o	xo	xxo	xxx							1.87										Referee's Signature		
7	314	DOLEŽAL Jan	CZE						o	o	o	xxx				1.96											Referee's Signature	
8	342	UREÑA Jorge	ESP					xo		xo		o	xo	x		2.02												Referee's Signature
9	301	GREGORY Ben	GBR	o	o	o	o	xxo	o	xxx						1.90												
10																					Referee's Signature							
11																						Referee's Signature						
12																							Referee's Signature					
13																								Referee's Signature				
14																									Referee's Signature			
15																										Referee's Signature		
16																											Referee's Signature	
17																												Referee's Signature
18																												
19																					Referee's Signature							
20																						Referee's Signature						
21																							Referee's Signature					
22																								Referee's Signature				
23																									Referee's Signature			
24																										Referee's Signature		
25																											Referee's Signature	
26																												Referee's Signature



Men's 60m Hurdles - Race 1						
Posn	Bib	Athlete	Club	Perf	Points	PB
1	342	UREÑA Jorge	ESP	7.83	1025	PB
2	356	WIESOLEK Pawel	POL	8.33	900	
3	314	DOLEŽAL Jan	CZE	8.34	898	
4	329	AUZEIL Bastien	FRA	8.49	862	
5						

Men's 60m Hurdles - Race 2						
Posn	Bib	Athlete	Club	Perf	Points	PB
1	343	JORDAN Jonay	ESP	8.01	979	PB
2	315	LUKÁŠ Marek	CZE	8.18	937	
3	330	OLIVAS Julien	FRA	8.22	927	
4	357	HORBOWICZ Rafal	POL	8.26	917	PB
5	301	GREGORY Ben	GBR	8.36	893	

Men's 60m Hurdles - Race 3						
Posn	Bib	Athlete	Club	Perf	Points	PB
1	303	MURPHY Andrew	GBR	8.36	893	PB
2	358	ABRAMOWSKI Rafal	POL	8.57	843	
3	316	RYKL Radoš	CZE	8.99	748	
4	344	ARANCON Mario	ESP	DNF		
5						

Men's 60m Hurdles - Race 4						
Posn	Bib	Athlete	Club	Perf	Points	PB
1	317	KOPECKÝ Ondřej	CZE	8.22	927	
2	331	MAISONNEUVE Karly	FRA	8.25	920	PB
3	300	BELL Howard	GBR	8.46	869	=PB
4	359	CHOCHOROWSKI Jacek	POL	8.46	869	
5	345	MERINO Ferran	ESP	9.22	698	



Men's 1000m - Race 1						
Posn	Bib	Athlete	Club	Perf	Points	PB
1	345	MERINO Ferran	ESP	02:45.59	812	PB
2	315	LUKÁŠ Marek	CZE	02:46.18	806	
3	300	BELL Howard	GBR	02:48.29	784	
4	331	MAISONNEUVE Karly	FRA	02:49.49	771	
5	358	ABRAMOWSKI Rafal	POL	02:49.83	767	
6	357	HORBOWICZ Rafal	POL	02:53.27	732	
7	329	AUZEIL Bastien	FRA	02:54.12	723	
8	359	CHOCHOROWSKI Jacek	POL	03:00.06	664	
9	316	RYKL Radoš	CZE	03:03.77	628	

Men's 1000m - Race 2						
Posn	Bib	Athlete	Club	Perf	Points	PB
1	342	UREÑA Jorge	ESP	02:42.96	841	
2	301	GREGORY Ben	GBR	02:44.24	827	
3	314	DOLEŽAL Jan	CZE	02:44.97	819	PB
4	330	OLIVAS Julien	FRA	02:45.25	816	
5	303	MURPHY Andrew	GBR	02:46.01	808	
6	343	JORDAN Jonay	ESP	02:51.70	748	PB
7	317	KOPECKÝ Ondřej	CZE	02:53.90	725	
8	356	WIESOLEK Pawel	POL	DNS		

# UK ATHLETICS: HEIGHT CARD - COMBINED EVENTS






MEETING		International Senior & U20 CE		VENUE		NIAC, CARDIFF						DATE		Sunday 27/01/2019						
EVENT		Pole Vault Senior Men Pool A		TIME																
Order	No	NAME	COUNTRY	3.65	3.75	3.85	3.95	4.05	4.15	4.25	4.35	4.45	4.55	4.65	4.75	Best of All Metres	Trials at Ht Cleared Total	Failures Total	Trials	Signatures
				4.85	4.95	5.05	5.15	5.25	5.35	Metres	Metres	Metres	Metres	Metres	Metres					
1	356	WIESOLEK Pawel	POL									o	o	o	r	4.65				
2	314	DOLEŽAL Jan	CZE	xo	xxx								o	o	o	4.85				
3	317	KOPECKÝ Ondřej	CZE	o	xxx								o	xxo	o	4.85				
4	300	BELL Howard	GBR				o	xo	xo	o	xxx					4.25				
5	359	CHOCHOROWSKI Jacek	POL			o		o	o	o	xxx					4.25				
6	301	GREGORY Ben	GBR	xo	xxo	xo	xxx							xo	xo	5.05				
7	330	OLIVAS Julien	FRA	o		xo	xo	xo	xxx					o		5.25				
8	342	UREÑA Jorge	ESP		o	xxx							o		o	4.95				
9	344	ARANCON Mario	ESP													DNS				
10	343	JORDAN Jonay	ESP					o		xo	o	xxo	o	xxx		4.55				
11	345	MERINO Ferran	ESP	o		o	o	o	xo	xxx						4.15				
12	316	RYKL Radoš	CZE	o	xo	xxo	xxx					xo		o		5.05				
13	303	MURPHY Andrew	GBR										o	o	xxo	4.95				
14	358	ABRAMOWSKI Rafal	POL					xo	o	xo	xo	xxx				4.35				
15	357	HORBOWICZ Rafal	POL						o	o	xo	o	xo	xxx		4.55				
16	329	AUZEIL Bastien	FRA										xxo	xxx		4.55				
17	315	LUKÁŠ Marek	CZE	xxx							o	o	o	xxo	xxo	4.75				
18	331	MAISONNEUVE Karly	FRA						xo		xo	xo	o	xxx		4.55				
19																				
20																				
21																				
22																				
23																				
24																				
25																				
26																				

Judges' Signatures

Referee's Signature



International Indoor Combined Events  
 @ NIAC, Cardiff, Wales  
 Saturday & Sunday 26 & 27 January 2019

Position	ASSOCIATION LOGO	COUNTRY	SM	SW	U20M	U20W	TOTAL
1	 BRITISH ATHLETICS	GREAT BRITAIN & NI	16,420	12,603	10,756	8,178	47,957
2	 Real Federación Española de Atletismo	SPAIN	16,658	12,099	10,634	7,712	47,103
3	 FFA FÉDÉRATION FRANÇAISE ATHLÉTISME	FRANCE	16,685	11,994	10,431	7,374	46,484
4	 ČESKÝ ATLETICKÝ SVAZ	CZECH REPUBLIC	16,750	12,179	9,867	7,647	46,443
5	 PZLA	POLAND	15,739	12,143	9,059	6,901	43,842

International Indoor Combined Events  
26 & 27 January 2019, CARDIFF

SENIOR MEN

