

Gamecock Opener

January 15, 2022

South Carolina-Indoor Track & Field Complex - Columbia, SC

200m (Banked)

ICON KEY: * NAIA B 🏠 Conference Carolinas * NAIA A + NCAA DII Prov

Events:

60

Women's 60 Meters Finals

Top↑

| PL | NAME | YEAR | TEAM | TIME |
|----|------------------------------------|------|----------------------------------|------|
| 1. | Jefferson, Melissa | SO-2 | Coastal Carolina | 7.29 |
| 2. | Jamison, Jayla | FR-1 | South Carolina | 7.34 |
| 3. | Glasco, Alexis | FR-1 | Coastal Carolina | 7.45 |
| 4. | Frank, Angel | JR-3 | South Carolina | 7.54 |
| 5. | Frasier, Tierra | FR-1 | South Carolina | 7.58 |
| 6. | Jones, Zahria | FR-1 | Coastal Carolina | 7.75 |
| 7. | Sweeney, Kayla | SO-2 | Coastal Carolina | 7.83 |
| 8. | Richards, Indya | SO-2 | Norfolk State | 7.84 |

Women's 60 Meters Preliminaries

Top↑

| PL | NAME | YEAR | TEAM | TIME |
|----|------------------------------------|------|----------------------------------|------|
| 1. | Jefferson, Melissa | SO-2 | Coastal Carolina | 7.35 |
| 2. | Jamison, Jayla | FR-1 | South Carolina | 7.50 |
| 3. | Glasco, Alexis | FR-1 | Coastal Carolina | 7.54 |
| 4. | Frank, Angel | JR-3 | South Carolina | 7.55 |
| 5. | Frasier, Tierra | FR-1 | South Carolina | 7.60 |
| 6. | Richards, Indya | SO-2 | Norfolk State | 7.62 |
| 7. | Jones, Zahria | FR-1 | Coastal Carolina | 7.72 |

| PL | NAME | YEAR | TEAM | TIME |
|-----|----------------------|------|--------------------|--|
| 8. | Sweeney, Kayla | SO-2 | Coastal Carolina | 7.72 |
| 9. | Gravelly, De'Niya | SO-2 | Norfolk State | 7.76 |
| 10. | Sumpter, Anastasia | SO-2 | South Carolina | 7.80 |
| 11. | McCord, Mariah | FR-1 | Coastal Carolina | 7.80 |
| 12. | Vigilance, Princess | FR-1 | South Carolina St. | 7.81 |
| 13. | Ayikoru, Scovia | JR-3 | Georgia Southern | 7.82 |
| 14. | Frederick, Angelica | FR-1 | South Carolina St. | 7.83 |
| 15. | Lorick, Camryn | FR-1 | Coastal Carolina | 7.83 |
| 16. | McKeever, Iyana | SR-4 | USC-Beaufort | 7.86 |
| 17. | Thomas, Alicia | FR-1 | Norfolk State | 7.86 |
| 18. | Dunston, Hannah | JR-3 | West Georgia | 7.87 |
| 19. | Alston, Jharna | SR-4 | Emmanuel (Ga.) | 7.88  |
| 20. | Cole-Dobbins, Monisa | | Unattached | 7.90 |
| 21. | McMichael, Devyn | FR-1 | South Carolina | 7.96 |
| 22. | Price, Dahja | SO-2 | Norfolk State | 7.97 |
| 23. | Montefusco, Kira | SO-2 | West Georgia | 7.97 |
| 24. | Lane, Eilika | JR-3 | Benedict | 7.98 |
| 25. | Farrar, Allysia | FR-1 | Norfolk State | 7.99 |
| 26. | Foxx, Hannah | | Unattached | 8.00 |
| 27. | Thorn, Tanryn | SO-2 | South Carolina St. | 8.01 |
| 28. | Lamar, Laurie | FR-1 | Limestone | 8.08 |
| 29. | Culpepper, Mia | SO-2 | West Georgia | 8.10 |
| 30. | Edmondson, Domonique | JR-3 | South Carolina St. | 8.12 |
| 31. | Glover, Kalyn | FR-1 | Limestone | 8.12 |
| 32. | Hernandez, Oriana | SO-2 | USC-Beaufort | 8.15 |
| 33. | Brown, Ra'Necia | FR-1 | South Carolina St. | 8.19 |
| 34. | Fuller, Jonnica | SO-2 | Clayton | 8.21 |
| 35. | Willis, Amique | JR-3 | Winston-Salem St. | 8.22 |
| 36. | Donovan, Jasmine | FR-1 | South Carolina St. | 8.24 |

| PL | NAME | YEAR | TEAM | TIME |
|-----|------------------------|--------|--------------------|-------|
| 37. | Minter, Dasani | FR-1 | West Georgia | 8.26 |
| 38. | Williams, Shantel | JR-3 | Benedict | 8.27 |
| 39. | Goode, Anyha | FR-1 | Winston-Salem St. | 8.28 |
| 40. | Smith, Maya | FR-1 | South Carolina St. | 8.33 |
| 41. | Peden, Chloe | SO-2 | North Greenville | 8.33 |
| 42. | Parks, Angel | FR-1 | Bethune-Cookman | 8.33 |
| 43. | Lema, Kayla | FR-1 | Southern Wesleyan | 8.36 |
| 44. | Patterson, Aisha | FR-1 | Allen | 8.36 |
| 45. | Williams, Alyssa | FR-1 | Bethune-Cookman | 8.37 |
| 46. | Nsah, Abby | FR-1 | Limestone | 8.39 |
| 47. | Barrow, Kyndall | FR-1 | Winston-Salem St. | 8.44 |
| 48. | Baldwin, Erykah | JR-3 | Winston-Salem St. | 8.44 |
| 49. | Singletary, Jordan | FR-1 | Bethune-Cookman | 8.49 |
| 50. | Sells, Imani | FR-1 | South Carolina St. | 8.51 |
| 51. | Wilson, Jada | JR-3 | North Greenville | 8.54 |
| 52. | Barnett, Samria | SO-2 | West Georgia | 8.61 |
| 53. | Tate, Lauryn | SO-2 | Southern Wesleyan | 8.62 |
| 54. | Matusik, Madeline | FR-1 | USC-Beaufort | 8.76 |
| 55. | Johnson, Katie | FR-1 | Emmanuel (Ga.) | 8.76 |
| 56. | Kentish, Selene | FR-1 | Bethune-Cookman | 9.29 |
| 57. | Taylor, Ayani | FR-1 | Allen | 9.30 |
| 58. | Brutton, Itiana | JR-3 | USC-Beaufort | 9.34 |
| 59. | Strong-Flowers, Jordan | FR-1 | Bethune-Cookman | 9.65 |
| 60. | Thomas, Diarra | SR-4 | Bethune-Cookman | 10.07 |
| | Williams, A'maya | Senior | Unattached | FS |

60 Meters Preliminaries Heat 1

| PL | NAME | YEAR | TEAM | TIME |
|-----|---------------------|------|--------------------|------|
| 2. | Jamison, Jayla | FR-1 | South Carolina | 7.50 |
| 12. | Vigilance, Princess | FR-1 | South Carolina St. | 7.81 |

| PL | NAME | YEAR | TEAM | TIME |
|-----|------------------|--------|------------------|------|
| 15. | Lorick, Camryn | FR-1 | Coastal Carolina | 7.83 |
| 34. | Fuller, Jonnica | SO-2 | Clayton | 8.21 |
| 42. | Parks, Angel | FR-1 | Bethune-Cookman | 8.33 |
| 52. | Barnett, Samria | SO-2 | West Georgia | 8.61 |
| | Williams, A'maya | Senior | Unattached | FS |

60 Meters Preliminaries Heat 2

| PL | NAME | YEAR | TEAM | TIME |
|----|-----------------|------|------------------|------|
| 5. | Frasier, Tierra | FR-1 | South Carolina | 7.60 |
| 7. | Jones, Zahria | FR-1 | Coastal Carolina | 7.72 |

| | | | | |
|-----|-----------------|------|--------------------|------|
| 18. | Dunston, Hannah | JR-3 | West Georgia | 7.87 |
| 27. | Thorn, Tanryn | SO-2 | South Carolina St. | 8.01 |
| 31. | Glover, Kalyn | FR-1 | Limestone | 8.12 |
| 55. | Johnson, Katie | FR-1 | Emmanuel (Ga.) | 8.76 |
| 56. | Kentish, Selene | FR-1 | Bethune-Cookman | 9.29 |

60 Meters Preliminaries Heat 3

| PL | NAME | YEAR | TEAM | TIME |
|-----|------------------|------|------------------|------|
| 3. | Glasco, Alexis | FR-1 | Coastal Carolina | 7.54 |
| 11. | McCord, Mariah | FR-1 | Coastal Carolina | 7.80 |
| 21. | McMichael, Devyn | FR-1 | South Carolina | 7.96 |
| 28. | Lamar, Laurie | FR-1 | Limestone | 8.08 |
| 37. | Minter, Dasani | FR-1 | West Georgia | 8.26 |
| 58. | Brutton, Itiana | JR-3 | USC-Beaufort | 9.34 |

60 Meters Preliminaries Heat 4

| PL | NAME | YEAR | TEAM | TIME |
|-----|--------------------|------|----------------|------|
| 4. | Frank, Angel | JR-3 | South Carolina | 7.55 |
| 10. | Sumpter, Anastasia | SO-2 | South Carolina | 7.80 |
| 22. | Price, Dahja | SO-2 | Norfolk State | 7.97 |
| 24. | Lane, Eilika | JR-3 | Benedict | 7.98 |

| PL | NAME | YEAR | TEAM | TIME |
|-----|------------------------|------|-------------------|-------|
| 43. | Lema, Kayla | FR-1 | Southern Wesleyan | 8.38 |
| 59. | Strong-Flowers, Jordan | FR-1 | Bethune-Cookman | 9.65 |
| 60. | Thomas, Diarra | SR-4 | Bethune-Cookman | 10.07 |

60 Meters Preliminaries Heat 5

| PL | NAME | YEAR | TEAM | TIME |
|-----|----------------------|------|--------------------|------|
| 8. | Sweeney, Kayla | SO-2 | Coastal Carolina | 7.72 |
| 14. | Frederick, Angelica | FR-1 | South Carolina St. | 7.83 |
| 26. | Foxx, Hannah | | Unattached | 8.00 |
| 30. | Edmondson, Domonique | JR-3 | South Carolina St. | 8.12 |
| 32. | Hernandez, Oriana | SO-2 | USC-Beaufort | 8.15 |
| 41. | Peden, Chloe | SO-2 | North Greenville | 8.33 |

60 Meters Preliminaries Heat 6

| PL | NAME | YEAR | TEAM | TIME |
|-----|----------------------|------|--------------------|------|
| 9. | Gravelly, De'Niya | SO-2 | Norfolk State | 7.76 |
| 20. | Cole-Dobbins, Monisa | | Unattached | 7.90 |
| 25. | Farrar, Allysia | FR-1 | Norfolk State | 7.99 |
| 29. | Culpepper, Mia | SO-2 | West Georgia | 8.10 |
| 40. | Smith, Maya | FR-1 | South Carolina St. | 8.33 |
| 47. | Barrow, Kyndall | FR-1 | Winston-Salem St. | 8.44 |
| 48. | Baldwin, Erykah | JR-3 | Winston-Salem St. | 8.44 |
| 57. | Taylor, Ayani | FR-1 | Allen | 9.30 |

60 Meters Preliminaries Heat 7

| PL | NAME | YEAR | TEAM | TIME |
|-----|--------------------|------|--------------------|------|
| 1. | Jefferson, Melissa | SO-2 | Coastal Carolina | 7.35 |
| 13. | Ayikoru, Scovia | JR-3 | Georgia Southern | 7.82 |
| 36. | Donovan, Jasmaine | FR-1 | South Carolina St. | 8.24 |
| 39. | Goode, Anyha | FR-1 | Winston-Salem St. | 8.28 |
| 44. | Patterson, Aisha | FR-1 | Allen | 8.36 |
| 45. | Williams, Alyssa | FR-1 | Bethune-Cookman | 8.37 |
| 49. | Singletary, Jordan | FR-1 | Bethune-Cookman | 8.49 |

| PL | NAME | YEAR | TEAM | TIME |
|-----|-------------------|------|--------------|------|
| 54. | Matusik, Madeline | FR-1 | USC-Beaufort | 8.76 |

60 Meters Preliminaries Heat 8

| PL | NAME | YEAR | TEAM | TIME |
|-----|------------------|------|--------------------|------|
| 17. | Thomas, Alicia | FR-1 | Norfolk State | 7.86 |
| 23. | Montefusco, Kira | SO-2 | West Georgia | 7.97 |
| 35. | Willis, Amique | JR-3 | Winston-Salem St. | 8.22 |
| 46. | Nsah, Abby | FR-1 | Limestone | 8.39 |
| 50. | Sells, Imani | FR-1 | South Carolina St. | 8.51 |
| 53. | Tate, Lauryn | SO-2 | Southern Wesleyan | 8.62 |

60 Meters Preliminaries Heat 9

| PL | NAME | YEAR | TEAM | TIME |
|-----|-------------------|------|--------------------|--|
| 6. | Richards, Indya | SO-2 | Norfolk State | 7.62 |
| 16. | McKeever, Iyana | SR-4 | USC-Beaufort | 7.86 |
| 19. | Alston, Jharna | SR-4 | Emmanuel (Ga.) | 7.88  |
| 33. | Brown, Ra'Necia | FR-1 | South Carolina St. | 8.19 |
| 38. | Williams, Shantel | JR-3 | Benedict | 8.27 |
| 51. | Wilson, Jada | JR-3 | North Greenville | 8.54 |

Women's 200 Meters Finals

Top↑

| PL | NAME | YEAR | TEAM | TIME |
|-----|-------------------|------|------------------|---|
| 1. | Frank, Angel | JR-3 | South Carolina | 23.84 |
| 2. | Frasier, Tierra | FR-1 | South Carolina | 24.18 |
| 3. | ATKINS, JOANNA | | Unattached | 24.24 |
| 4. | Pride, Malika | SR-4 | Norfolk State | 24.34 |
| 5. | Arnold, Jermaisha | SO-2 | Coastal Carolina | 24.44 |
| 6. | Kelley, Mekenze | FR-1 | Coastal Carolina | 24.54 |
| 7. | Alston, Jharna | SR-4 | Emmanuel (Ga.) | 24.93  |
| 8. | Sweeney, Kayla | SO-2 | Coastal Carolina | 24.95 |
| 9. | Bellamy, Shani'a | SO-2 | Coastal Carolina | 25.33 |
| 10. | Foxx, Hannah | | Unattached | 25.35 |

| PL | NAME | YEAR | TEAM | TIME |
|-----|----------------------|--------|--------------------|-------|
| 11. | Ayikoru, Scovia | JR-3 | Georgia Southern | 25.41 |
| 12. | Jones, Zahria | FR-1 | Coastal Carolina | 25.51 |
| 13. | Gravely, De'Niya | SO-2 | Norfolk State | 25.54 |
| 14. | Cole-Dobbins, Monisa | | Unattached | 25.60 |
| 15. | McCord, Mariah | FR-1 | Coastal Carolina | 25.61 |
| 16. | McKeever, Iyana | SR-4 | USC-Beaufort | 25.65 |
| 17. | Thorn, Tanryn | SO-2 | South Carolina St. | 25.82 |
| 18. | Sumpter, Anastasia | SO-2 | South Carolina | 25.87 |
| 19. | Clemens, Sydney | SO-2 | Coastal Carolina | 25.90 |
| 20. | Brown, Ra'Necia | FR-1 | South Carolina St. | 25.94 |
| 21. | Williams, A'maya | Senior | Unattached | 25.95 |
| 22. | Farrar, Allysia | FR-1 | Norfolk State | 25.97 |
| 23. | McMichael, Devyn | FR-1 | South Carolina | 26.17 |
| 24. | Turner, Mya | FR-1 | Georgia Southern | 26.28 |
| 25. | Edmondson, Domanique | JR-3 | South Carolina St. | 26.38 |
| 26. | Montefusco, Kira | SO-2 | West Georgia | 26.40 |
| 27. | Hill, Hannah | FR-1 | North Greenville | 26.41 |
| 28. | Donovan, Jasmine | FR-1 | South Carolina St. | 26.45 |
| 29. | Vigilance, Princess | FR-1 | South Carolina St. | 26.46 |
| 30. | Dunston, Hannah | JR-3 | West Georgia | 26.46 |
| 31. | Williams, Alyssa | FR-1 | Bethune-Cookman | 26.48 |
| 32. | Jones, Maisonne | JR-3 | USC-Beaufort | 26.64 |
| 33. | Hernandez, Oriana | SO-2 | USC-Beaufort | 26.83 |
| 34. | Glover, Kalyn | FR-1 | Limestone | 26.86 |
| 35. | Culpepper, Mia | SO-2 | West Georgia | 26.88 |
| 36. | Smith, Maya | FR-1 | South Carolina St. | 27.06 |
| 37. | Wilson, Tionna | FR-1 | Winston-Salem St. | 27.43 |
| 37. | Fuller, Jonnica | SO-2 | Clayton | 27.50 |
| 38. | Goode, Anyha | FR-1 | Winston-Salem St. | 27.77 |

| PL | NAME | YEAR | TEAM | TIME |
|-----|--------------------|------|--------------------|-------|
| 39. | Smith, Alyssa | SO-2 | Coastal Carolina | 27.87 |
| 40. | Smith, Amari | FR-1 | Limestone | 28.02 |
| 41. | Nsah, Abby | FR-1 | Limestone | 28.16 |
| 42. | Sells, Imani | FR-1 | South Carolina St. | 28.19 |
| 43. | Baldwin, Erykah | JR-3 | Winston-Salem St. | 28.37 |
| 44. | Duffin, Skekinah | SO-2 | Clayton | 28.45 |
| 45. | Ebron, Nykaya | FR-1 | Winston-Salem St. | 28.83 |
| 46. | David, Jada | FR-1 | Benedict | 28.95 |
| 47. | Barrow, Kyndall | FR-1 | Winston-Salem St. | 29.05 |
| 48. | Reese-Yom, Kaitlyn | FR-1 | Limestone | 29.40 |
| 49. | Jones, Makayla | SO-2 | South Carolina St. | 29.57 |
| 50. | Hester, Nia | FR-1 | Winston-Salem St. | 30.14 |
| 51. | Brutton, Itiana | JR-3 | USC-Beaufort | 31.92 |
| | Tate, Lauryn | SO-2 | Southern Wesleyan | DQ |
| | Bell, Justice | SO-2 | Clayton | DQ |

200 Meters Finals Section 0

W:

| PL | NAME | YEAR | TEAM | TIME |
|-----|----------------|------|-------------------|-------|
| 37. | Wilson, Tionna | FR-1 | Winston-Salem St. | 27.43 |

200 Meters Finals Section 1

W:

| PL | NAME | YEAR | TEAM | TIME |
|----|-------------------|------|------------------|---|
| 3. | ATKINS, JOANNA | | Unattached | 24.24 |
| 5. | Arnold, Jermaisha | SO-2 | Coastal Carolina | 24.44 |
| 6. | Kelley, Mekenze | FR-1 | Coastal Carolina | 24.54 |
| 7. | Alston, Jharna | SR-4 | Emmanuel (Ga.) | 24.93  |

200 Meters Finals Section 2

W:

| PL | NAME | YEAR | TEAM | TIME |
|----|-----------------|------|------------------|-------|
| 2. | Frasier, Tierra | FR-1 | South Carolina | 24.18 |
| 4. | Pride, Malika | SR-4 | Norfolk State | 24.34 |
| 8. | Sweeney, Kayla | SO-2 | Coastal Carolina | 24.95 |

| PL | NAME | YEAR | TEAM | TIME |
|------------------------------------|----------------------|--------|--------------------|-----------|
| 10. | Poxx, Hannah | | Unattached | 25.35 |
| 11. | Ayikoru, Scovia | JR-3 | Georgia Southern | 25.41 |
| 200 Meters Finals Section 3 | | | | W: |
| PL | NAME | YEAR | TEAM | TIME |
| 1. | Frank, Angel | JR-3 | South Carolina | 23.84 |
| 12. | Jones, Zahria | FR-1 | Coastal Carolina | 25.51 |
| 17. | Thorn, Tanryn | SO-2 | South Carolina St. | 25.82 |
| 21. | Williams, A'maya | Senior | Unattached | 25.95 |
| 22. | Farrar, Alysia | FR-1 | Norfolk State | 25.97 |
| 200 Meters Finals Section 4 | | | | W: |
| PL | NAME | YEAR | TEAM | TIME |
| 13. | Gravely, De'Niya | SO-2 | Norfolk State | 25.54 |
| 15. | McCord, Mariah | FR-1 | Coastal Carolina | 25.61 |
| 24. | Turner, Mya | FR-1 | Georgia Southern | 26.28 |
| 200 Meters Finals Section 5 | | | | W: |
| PL | NAME | YEAR | TEAM | TIME |
| 9. | Bellamy, Shani'a | SO-2 | Coastal Carolina | 25.33 |
| 18. | Sumpster, Anastasia | SO-2 | South Carolina | 25.87 |
| 20. | Brown, Ra'Necia | FR-1 | South Carolina St. | 25.94 |
| 29. | Vigilance, Princess | FR-1 | South Carolina St. | 26.46 |
| 200 Meters Finals Section 6 | | | | W: |
| PL | NAME | YEAR | TEAM | TIME |
| 14. | Cole-Dobbins, Monisa | | Unattached | 25.60 |
| 23. | McMichael, Devyn | FR-1 | South Carolina | 26.17 |
| 26. | Montefusco, Kira | SO-2 | West Georgia | 26.40 |
| 28. | Donovan, Jasmine | FR-1 | South Carolina St. | 26.45 |
| 31. | Williams, Alyssa | FR-1 | Bethune-Cookman | 26.48 |
| 34. | Glover, Kalyn | FR-1 | Limestone | 26.86 |
| 200 Meters Finals Section 7 | | | | W: |

| PL | NAME | YEAR | TEAM | TIME |
|-----|----------------------|------|--------------------|-------|
| 19. | Clemens, Sydney | SO-2 | Coastal Carolina | 25.90 |
| 25. | Edmondson, Domonique | JR-3 | South Carolina St. | 26.38 |
| 30. | Dunston, Hannah | JR-3 | West Georgia | 26.46 |

200 Meters Finals Section 8

W:

| PL | NAME | YEAR | TEAM | TIME |
|-----|---------------|------|--------------------|-------|
| 27. | Hill, Hannah | FR-1 | North Greenville | 26.41 |
| 36. | Smith, Maya | FR-1 | South Carolina St. | 27.06 |
| 39. | Smith, Alyssa | SO-2 | Coastal Carolina | 27.87 |
| 42. | Sells, Imani | FR-1 | South Carolina St. | 28.19 |

200 Meters Finals Section 9

W:

| PL | NAME | YEAR | TEAM | TIME |
|-----|-------------------|------|-------------------|-------|
| 16. | McKeever, Iyana | SR-4 | USC-Beaufort | 25.65 |
| 33. | Hernandez, Oriana | SO-2 | USC-Beaufort | 26.83 |
| 41. | Nsah, Abby | FR-1 | Limestone | 28.16 |
| | Tate, Lauryn | SO-2 | Southern Wesleyan | DQ |

200 Meters Finals Section 10

W:

| PL | NAME | YEAR | TEAM | TIME |
|-----|--------------------|------|-----------|-------|
| 37. | Fuller, Jonnica | SO-2 | Clayton | 27.50 |
| 40. | Smith, Amari | FR-1 | Limestone | 28.02 |
| 48. | Reese-Yom, Kaitlyn | FR-1 | Limestone | 29.40 |

200 Meters Finals Section 12

W:

| PL | NAME | YEAR | TEAM | TIME |
|-----|------------------|------|-------------------|-------|
| 44. | Duffin, Skekinah | SO-2 | Clayton | 28.45 |
| 45. | Ebron, Nykaya | FR-1 | Winston-Salem St. | 28.83 |
| 47. | Barrow, Kyndall | FR-1 | Winston-Salem St. | 29.05 |
| | Bell, Justice | SO-2 | Clayton | DQ |

200 Meters Finals Section 13

W:

| PL | NAME | YEAR | TEAM | TIME |
|-----|-----------------|------|--------------------|-------|
| 35. | Culpepper, Mia | SO-2 | West Georgia | 26.88 |
| 43. | Baldwin, Erykah | JR-3 | Winston-Salem St. | 28.37 |
| 49. | Jones, Makayla | SO-2 | South Carolina St. | 29.57 |

200 Meters Finals Section 14

W:

| PL | NAME | YEAR | TEAM | TIME |
|-----|-----------------|------|-------------------|-------|
| 32. | Jones, Maisonne | JR-3 | USC-Beaufort | 26.64 |
| 38. | Goode, Anyha | FR-1 | Winston-Salem St. | 27.77 |
| 46. | David, Jada | FR-1 | Benedict | 28.95 |
| 50. | Hester, Nia | FR-1 | Winston-Salem St. | 30.14 |
| 51. | Brutton, Itiana | JR-3 | USC-Beaufort | 31.92 |

Women's 400 Meters Finals

Top↑

| PL | NAME | YEAR | TEAM | TIME |
|-----|--------------------|------|-------------------|---|
| 1. | Jonathas, Wadeline | | Adidas | 52.21 |
| 2. | Abrams, Aliyah | | Unattached | 52.22 |
| 3. | Davis , Stephanie | SR-4 | South Carolina | 52.69 |
| 4. | Hastings, Natasha | | Under Armor | 54.75 |
| 5. | Payatt , Aaliyah | FR-1 | South Carolina | 55.11 |
| 6. | Nagbe, Pearl | SO-2 | South Carolina | 55.62 |
| 7. | Pride, Malika | SR-4 | Norfolk State | 55.70 |
| 8. | Gordon, Lauren | SO-2 | Coastal Carolina | 58.96 |
| 9. | Canetto, Amelia | SO-2 | Coastal Carolina | 59.01 |
| 10. | McGowan, Nya | FR-1 | Coastal Carolina | 59.62 |
| 11. | Hill, Hannah | FR-1 | North Greenville | 59.63  |
| 12. | McLean, Tamia | JR-3 | Winston-Salem St. | 1:00.40 |
| 13. | Beugre, Michele | SR-4 | Southern Wesleyan | 1:00.87 |
| 14. | Boozar, Lacey | FR-1 | Anderson (S.C.) | 1:01.00 |
| 15. | Seitz, Monica | FR-1 | Furman | 1:01.35 |
| 16. | Gayle, Kieley | FR-1 | South Carolina | 1:01.45 |
| 17. | Zavala, Lycia | JR-3 | Southern Wesleyan | 1:01.48 |

| PL | NAME | YEAR | TEAM | TIME |
|-----|-----------------------|------|--------------------|---------|
| 18. | Hillmer, Makenna | SO-2 | Georgia Southern | 1:01.50 |
| 19. | Castillo, Isabela | FR-1 | Southern Wesleyan | 1:01.53 |
| 20. | Onwuzurukie, Mycherie | SR-4 | Southern Wesleyan | 1:01.56 |
| 21. | Zamrowski, Grace | FR-1 | South Carolina | 1:02.07 |
| 22. | MacDevette, Erin | JR-3 | Furman | 1:02.19 |
| 23. | Marlow, Deborah | FR-1 | Southern Wesleyan | 1:02.21 |
| 24. | Williams, Debrielle | JR-3 | South Carolina St. | 1:02.25 |
| 25. | Williams, Keyanna | SR-4 | Southern Wesleyan | 1:03.00 |
| 26. | Hayden, Joeli | FR-1 | Anderson (S.C.) | 1:03.25 |
| 27. | Euler, Lauren | SO-2 | Georgia Southern | 1:03.77 |
| 28. | Perry, Shamiya | FR-1 | West Georgia | 1:03.94 |
| 29. | Trone, Sammy | JR-3 | Furman | 1:04.55 |
| 30. | Nguyen, Caroline | JR-3 | Furman | 1:04.75 |
| 31. | Bartley, Daje | JR-3 | Clafin | 1:05.37 |
| 32. | Stample, Wynter | FR-1 | Winston-Salem St. | 1:06.13 |
| 33. | Huskey, Olivia | SO-2 | North Greenville | 1:06.43 |
| 34. | Stewart, Savanna | FR-1 | Southern Wesleyan | 1:06.47 |
| 35. | Jones, Makayla | SO-2 | South Carolina St. | 1:06.62 |
| 36. | Davis, Tinasia | FR-1 | Winston-Salem St. | 1:06.77 |
| 37. | Duffin, Skekinah | SO-2 | Clafin | 1:06.95 |
| 38. | Pitts, Hattie | SR-4 | Southern Wesleyan | 1:12.94 |
| | Hutcherson, Dorian | SO-2 | Clafin | DQ |

400 Meters Finals Section 1

| PL | NAME | YEAR | TEAM | TIME |
|----|--------------------|------|----------------|-------|
| 1. | Jonathas, Wadeline | | Adidas | 52.21 |
| 2. | Abrams, Aliyah | | Unattached | 52.22 |
| 3. | Davis , Stephanie | SR-4 | South Carolina | 52.69 |
| 4. | Hastings, Natasha | | Under Armor | 54.75 |

400 Meters Finals Section 2

| PL | NAME | YEAR | TEAM | TIME |
|----|------|------|------|------|
|----|------|------|------|------|

| PL PL | NAME NAME | YEAR YEAR | TEAM TEAM | TIME TIME |
|----------|------------------|--------------|------------------|--------------|
| 5. | Payatt , Aaliyah | FR-1 | South Carolina | 55.11 |
| 6. | Nagbe, Pearl | SO-2 | South Carolina | 55.62 |
| 7. | Pride, Malika | SR-4 | Norfolk State | 55.70 |
| 8. | Gordon, Lauren | SO-2 | Coastal Carolina | 58.96 |

400 Meters Finals Section 3

| PL | NAME | YEAR | TEAM | TIME |
|-----|-----------------|------|-------------------|---------|
| 9. | Canetto, Amelia | SO-2 | Coastal Carolina | 59.01 |
| 10. | McGowan, Nya | FR-1 | Coastal Carolina | 59.62 |
| 12. | McLean, Tamia | JR-3 | Winston-Salem St. | 1:00.40 |
| 27. | Euler, Lauren | SO-2 | Georgia Southern | 1:03.77 |

400 Meters Finals Section 4

| PL | NAME | YEAR | TEAM | TIME |
|-----|-----------------------|------|--------------------|---------|
| 13. | Beugre, Michele | SR-4 | Southern Wesleyan | 1:00.87 |
| 16. | Gayle, Kieley | FR-1 | South Carolina | 1:01.45 |
| 20. | Onwuzurukie, Mycherie | SR-4 | Southern Wesleyan | 1:01.56 |
| 24. | Williams, Debrielle | JR-3 | South Carolina St. | 1:02.25 |

400 Meters Finals Section 5

| PL | NAME | YEAR | TEAM | TIME |
|-----|---------------|------|-------------------|---|
| 11. | Hill, Hannah | FR-1 | North Greenville | 59.63  |
| 14. | Boozer, Lacey | FR-1 | Anderson (S.C.) | 1:01.00 |
| 17. | Zavala, Lycia | JR-3 | Southern Wesleyan | 1:01.48 |

400 Meters Finals Section 6

| PL | NAME | YEAR | TEAM | TIME |
|-----|-------------------|------|--------------------|---------|
| 18. | Hillmer, Makenna | SO-2 | Georgia Southern | 1:01.50 |
| 19. | Castillo, Isabela | FR-1 | Southern Wesleyan | 1:01.53 |
| 21. | Zamrowski, Grace | FR-1 | South Carolina | 1:02.07 |
| 26. | Hayden, Joeli | FR-1 | Anderson (S.C.) | 1:03.25 |
| 35. | Jones, Makayla | SO-2 | South Carolina St. | 1:06.62 |

400 Meters Finals Section 7

| PL | NAME | YEAR | TEAM | TIME |
|-----|-----------------------------------|------|-----------------------------------|---------|
| 15. | Seitz, Monica | FR-1 | Furman | 1:01.35 |
| 22. | MacDevette, Erin | JR-3 | Furman | 1:02.19 |
| 23. | Marlow, Deborah | FR-1 | Southern Wesleyan | 1:02.21 |
| 25. | Williams, Keyanna | SR-4 | Southern Wesleyan | 1:03.00 |

400 Meters Finals Section 8

| PL | NAME | YEAR | TEAM | TIME |
|-----|----------------------------------|------|-----------------------------------|---------|
| 28. | Perry, Shamiya | FR-1 | West Georgia | 1:03.94 |
| 29. | Trone, Sammy | JR-3 | Furman | 1:04.55 |
| 30. | Nguyen, Caroline | JR-3 | Furman | 1:04.75 |
| 32. | Stample, Wynter | FR-1 | Winston-Salem St. | 1:06.13 |
| 33. | Huskey, Olivia | SO-2 | North Greenville | 1:06.43 |
| 37. | Duffin, Skekinah | SO-2 | Claflin | 1:06.95 |

400 Meters Finals Section 9

| PL | NAME | YEAR | TEAM | TIME |
|-----|------------------------------------|------|-----------------------------------|---------|
| 31. | Bartley, Daje | JR-3 | Claflin | 1:05.37 |
| 34. | Stewart, Savanna | FR-1 | Southern Wesleyan | 1:06.47 |
| 36. | Davis, Tinasia | FR-1 | Winston-Salem St. | 1:06.77 |
| 38. | Pitts, Hattie | SR-4 | Southern Wesleyan | 1:12.94 |
| | Hutcherson, Dorian | SO-2 | Claflin | DQ |

Women's 800 Meters Finals

[Top↑](#)

| PL | NAME | YEAR | TEAM | TIME |
|----|-------------------------------------|------|----------------------------------|---------|
| 1. | Marvin, Megan | FR-1 | Furman | 2:07.31 |
| 2. | Hanson, Whitney | SO-2 | Anderson (S.C.) | 2:15.16 |
| 3. | Osterbind, Kamryn | JR-3 | Anderson (S.C.) | 2:17.11 |
| 4. | Gray, Kensi | JR-3 | South Carolina | 2:17.54 |
| 5. | Harris, Nichole | FR-1 | Georgia Southern | 2:18.14 |
| 6. | Harper, Callie | FR-1 | Furman | 2:18.83 |
| 7. | Wilson, Allyson | FR-1 | South Carolina | 2:23.13 |
| 8. | Quartararo, Brianna | SO-2 | Anderson (S.C.) | 2:24.43 |

| PL | NAME | YEAR | TEAM | TIME |
|-----|---------------------|------|-------------------|---------|
| 9. | Ptacek, Isabel | SO-2 | Georgia Southern | 2:26.72 |
| 10. | Childers, Lauren | FR-1 | Anderson (S.C.) | 2:27.17 |
| 11. | Neville, Sarah | FR-1 | South Carolina | 2:27.74 |
| 12. | Arnold, Briley | SO-2 | North Greenville | 2:29.01 |
| 13. | Pinckney, Kaliece | JR-3 | Bethune-Cookman | 2:30.17 |
| 14. | Bladen, Autumn | SO-2 | Anderson (S.C.) | 2:33.02 |
| 15. | Belohlavova, Adela | SO-2 | West Georgia | 2:37.28 |
| 16. | Futrell, Kylie | SO-2 | North Greenville | 2:38.77 |
| 17. | Ferrell, Raven | FR-1 | Winston-Salem St. | 2:38.78 |
| 18. | Jones, Vanessa | FR-1 | Winston-Salem St. | 2:39.95 |
| 19. | Farmer, Taylor | SO-2 | Emmanuel (Ga.) | 2:40.94 |
| 20. | Copeland, Kaylee | FR-1 | North Greenville | 2:46.36 |
| 21. | Dixon, Janey | FR-1 | Southern Wesleyan | 2:48.96 |
| 22. | Calloway, Corionah | SO-2 | Allen | 2:54.59 |
| 23. | Welter, Lillian | SO-2 | West Georgia | 2:55.96 |
| 24. | Flook, MaryMargaret | SO-2 | North Greenville | 2:58.26 |
| 25. | Miller, Kacey | FR-1 | North Greenville | 3:02.89 |
| 26. | Lamb, Caroline | SR-4 | Southern Wesleyan | 3:13.13 |

800 Meters Finals Section 1

| PL | NAME | YEAR | TEAM | TIME |
|----|---------------------|------|-----------------|---------|
| 1. | Marvin, Megan | FR-1 | Furman | 2:07.31 |
| 2. | Hanson, Whitney | SO-2 | Anderson (S.C.) | 2:15.16 |
| 3. | Osterbind, Kamryn | JR-3 | Anderson (S.C.) | 2:17.11 |
| 4. | Gray, Kensi | JR-3 | South Carolina | 2:17.54 |
| 6. | Harper, Callie | FR-1 | Furman | 2:18.83 |
| 8. | Quartararo, Brianna | SO-2 | Anderson (S.C.) | 2:24.43 |

800 Meters Finals Section 2

| PL | NAME | YEAR | TEAM | TIME |
|----|-----------------|------|------------------|---------|
| 5. | Harris, Nichole | FR-1 | Georgia Southern | 2:18.14 |

| | | | | |
|----------|-------------------------|--------------|------------------------|-----------------|
| 7. PL | Wilson, Allyson NAME | FR-1 YEAR | South Carolina TEAM | 2:23.13 TIME |
| 9. | Ptacek, Isabel | SO-2 | Georgia Southern | 2:26.72 |
| 10. | Childers, Lauren | FR-1 | Anderson (S.C.) | 2:27.17 |
| 11. | Neville, Sarah | FR-1 | South Carolina | 2:27.74 |
| 14. | Bladen, Autumn | SO-2 | Anderson (S.C.) | 2:33.02 |

800 Meters Finals Section 3

| PL | NAME | YEAR | TEAM | TIME |
|-----|--------------------|------|------------------|---|
| 12. | Arnold, Briley | SO-2 | North Greenville | 2:29.01  |
| 13. | Pinckney, Kaliece | JR-3 | Bethune-Cookman | 2:30.17 |
| 15. | Belohlavova, Adela | SO-2 | West Georgia | 2:37.28 |
| 19. | Farmer, Taylor | SO-2 | Emmanuel (Ga.) | 2:40.94 |
| 22. | Calloway, Corionah | SO-2 | Allen | 2:54.59 |

800 Meters Finals Section 4

| PL | NAME | YEAR | TEAM | TIME |
|-----|-----------------|------|-------------------|---------|
| 16. | Futrell, Kylie | SO-2 | North Greenville | 2:38.77 |
| 17. | Ferrell, Raven | FR-1 | Winston-Salem St. | 2:38.78 |
| 18. | Jones, Vanessa | FR-1 | Winston-Salem St. | 2:39.95 |
| 23. | Welter, Lillian | SO-2 | West Georgia | 2:55.96 |

800 Meters Finals Section 5

| PL | NAME | YEAR | TEAM | TIME |
|-----|---------------------|------|-------------------|---------|
| 20. | Copeland, Kaylee | FR-1 | North Greenville | 2:46.36 |
| 21. | Dixon, Janey | FR-1 | Southern Wesleyan | 2:48.96 |
| 24. | Flook, MaryMargaret | SO-2 | North Greenville | 2:58.26 |
| 25. | Miller, Kacey | FR-1 | North Greenville | 3:02.89 |
| 26. | Lamb, Caroline | SR-4 | Southern Wesleyan | 3:13.13 |

Women's Mile Finals

[Top↑](#)

| PL | NAME | YEAR | TEAM | TIME |
|----|-----------------|------|--------|---------|
| 1. | Strange, Jonna | FR-1 | Furman | 4:56.83 |
| 2. | Donnelly, Beth | FR-1 | Furman | 4:57.58 |
| 3. | Matysik, Nicole | SO-2 | Furman | 4:58.31 |

| PL | NAME | YEAR | TEAM | TIME |
|-----|-------------------------|------|--------------------|---------|
| 4. | Bower, Sierra | FR-1 | Furman | 5:01.56 |
| 5. | Little, Emily | FR-1 | Furman | 5:07.46 |
| 6. | Constantino, Alexandria | FR-1 | South Carolina | 5:08.64 |
| 7. | Ghijsselings, Syrah | FR-1 | South Carolina | 5:10.97 |
| 8. | Banks, Jada | JR-3 | South Carolina St. | 5:13.42 |
| 9. | Wise-Sweat, Amilia | FR-1 | Coastal Carolina | 5:16.01 |
| 10. | Rulison, Ashley | SO-2 | Coastal Carolina | 5:16.26 |
| 11. | Lebo, Megan | JR-3 | South Carolina | 5:17.58 |
| 12. | Rish, Olivia | SR-4 | Anderson (S.C.) | 5:17.77 |
| 13. | Wise, Hannah | SO-2 | Georgia Southern | 5:22.68 |
| 14. | Ranck, Katie | FR-1 | Georgia Southern | 5:23.15 |
| 15. | Grant, Kara | JR-3 | Norfolk State | 5:23.88 |
| 16. | Abrams, Kathleen M. | FR-1 | South Carolina | 5:23.89 |
| 17. | Bowers , Savannah | JR-3 | South Carolina | 5:23.97 |
| 18. | Ward, Rebecca | SO-2 | Anderson (S.C.) | 5:28.01 |
| 19. | Pierontoni, Emily | | South Carolina | 5:31.89 |
| 20. | Davison, Elizabeth | JR-3 | South Carolina | 5:32.92 |
| 21. | Pellizzari, Jenna | FR-1 | South Carolina | 5:34.16 |
| 22. | Donoghue, Brooke | FR-1 | South Carolina | 5:39.97 |
| 23. | Clayton, Isabel | SR-4 | Georgia Southern | 5:41.43 |
| 24. | Meyers, Ashanti | SO-2 | South Carolina St. | 5:41.79 |
| 25. | Fullen, Ansley | FR-1 | Georgia Southern | 5:48.38 |
| 26. | Futrell, Kylie | SO-2 | North Greenville | 5:49.12 |
| 27. | Belohlavova, Adela | SO-2 | West Georgia | 5:51.91 |
| 28. | Broadwell, Taylor | SR-4 | Southern Wesleyan | 5:54.47 |
| 29. | Crumley, Madison | FR-1 | Anderson (S.C.) | 5:55.21 |
| 30. | Kimble, Kaiel | FR-1 | Bethune-Cookman | 5:56.20 |
| 31. | Wells, Vel'lance | FR-1 | Bethune-Cookman | 6:02.76 |
| 32. | Rubio, Paola | FR-1 | Emmanuel (Ga.) | 6:05.65 |

| PL | NAME | YEAR | TEAM | TIME |
|-----|------------------|------|-------------------|---------|
| 33. | Copeland, Kaylee | FR-1 | North Greenville | 6:13.21 |
| 34. | Dixon, Janey | FR-1 | Southern Wesleyan | 6:14.57 |
| 35. | Tifera, Joycelyn | FR-1 | West Georgia | 6:20.24 |
| 36. | Segura, Andrea | FR-1 | Limestone | 6:20.53 |
| 37. | Welter, Lillian | SO-2 | West Georgia | 6:23.72 |
| 38. | Miller, Kacey | FR-1 | North Greenville | 6:27.14 |
| 39. | Ahovi, Ama | FR-1 | West Georgia | 6:28.50 |
| 40. | Lamb, Caroline | SR-4 | Southern Wesleyan | 6:59.54 |

Mile Finals Section 1

| PL | NAME | YEAR | TEAM | TIME |
|-----|-------------------------|------|--------------------|---------|
| 1. | Strange, Jonna | FR-1 | Furman | 4:56.83 |
| 2. | Donnelly, Beth | FR-1 | Furman | 4:57.58 |
| 3. | Matysik, Nicole | SO-2 | Furman | 4:58.31 |
| 4. | Bower, Sierra | FR-1 | Furman | 5:01.56 |
| 5. | Little, Emily | FR-1 | Furman | 5:07.46 |
| 6. | Constantino, Alexandria | FR-1 | South Carolina | 5:08.64 |
| 7. | Ghijsselings, Syrah | FR-1 | South Carolina | 5:10.97 |
| 8. | Banks, Jada | JR-3 | South Carolina St. | 5:13.42 |
| 12. | Rish, Olivia | SR-4 | Anderson (S.C.) | 5:17.77 |

Mile Finals Section 2

| PL | NAME | YEAR | TEAM | TIME |
|-----|---------------------|------|------------------|---------|
| 9. | Wise-Sweat, Amilia | FR-1 | Coastal Carolina | 5:16.01 |
| 10. | Rulison, Ashley | SO-2 | Coastal Carolina | 5:16.26 |
| 11. | Lebo, Megan | JR-3 | South Carolina | 5:17.58 |
| 13. | Wise, Hannah | SO-2 | Georgia Southern | 5:22.68 |
| 14. | Ranck, Katie | FR-1 | Georgia Southern | 5:23.15 |
| 15. | Grant, Kara | JR-3 | Norfolk State | 5:23.88 |
| 16. | Abrams, Kathleen M. | FR-1 | South Carolina | 5:23.89 |
| 17. | Bowers, Savannah | JR-3 | South Carolina | 5:23.97 |
| 18. | Ward, D. | SO-2 | Anderson (S.C.) | 5:28.01 |

| | | | | |
|-----------|-----------------------|--------------|-------------------------|-----------------|
| 18. PL | Ward, Rebecca NAME | SO-2 YEAR | Anderson (S.C.) TEAM | 5:28.01 TIME |
| 20. | Davison, Elizabeth | JR-3 | South Carolina | 5:32.92 |
| 24. | Meyers, Ashanti | SO-2 | South Carolina St. | 5:41.79 |

Mile Finals Section 3

| PL | NAME | YEAR | TEAM | TIME |
|-----|--------------------|------|------------------|---------|
| 19. | Pierontoni, Emily | | South Carolina | 5:31.89 |
| 21. | Pellizzari, Jenna | FR-1 | South Carolina | 5:34.16 |
| 22. | Donoghue, Brooke | FR-1 | South Carolina | 5:39.97 |
| 23. | Clayton, Isabel | SR-4 | Georgia Southern | 5:41.43 |
| 25. | Fullen, Ansley | FR-1 | Georgia Southern | 5:48.38 |
| 26. | Futrell, Kylie | SO-2 | North Greenville | 5:49.12 |
| 27. | Belohlavova, Adela | SO-2 | West Georgia | 5:51.91 |
| 29. | Crumley, Madison | FR-1 | Anderson (S.C.) | 5:55.21 |
| 30. | Kimble, Kaiel | FR-1 | Bethune-Cookman | 5:56.20 |
| 31. | Wells, Vell'ance | FR-1 | Bethune-Cookman | 6:02.76 |

Mile Finals Section 4

| PL | NAME | YEAR | TEAM | TIME |
|-----|-------------------|------|-------------------|---------|
| 28. | Broadwell, Taylor | SR-4 | Southern Wesleyan | 5:54.47 |
| 32. | Rubio, Paola | FR-1 | Emmanuel (Ga.) | 6:05.65 |
| 33. | Copeland, Kaylee | FR-1 | North Greenville | 6:13.21 |
| 34. | Dixon, Janey | FR-1 | Southern Wesleyan | 6:14.57 |
| 35. | Tifera, Joycelyn | FR-1 | West Georgia | 6:20.24 |
| 36. | Segura, Andrea | FR-1 | Limestone | 6:20.53 |
| 37. | Welter, Lillian | SO-2 | West Georgia | 6:23.72 |
| 38. | Miller, Kacey | FR-1 | North Greenville | 6:27.14 |
| 39. | Ahovi, Ama | FR-1 | West Georgia | 6:28.50 |
| 40. | Lamb, Caroline | SR-4 | Southern Wesleyan | 6:59.54 |

Women's 3000 Meters Finals

Top↑

| PL | NAME | YEAR | TEAM | TIME |
|----|-------------------|------|--------|---------|
| 1. | Cadeau, Madelynne | FR-1 | Furman | 9:39.97 |

| PL | NAME | YEAR | TEAM | TIME |
|-----|--------------------|--------|------------------|----------|
| 2. | Jones, Molly | FR-1 | Coastal Carolina | 9:55.45 |
| 3. | Ford, Meghan | FR-1 | Furman | 10:12.37 |
| 4. | Satzke, Claudia | JR-3 | South Carolina | 10:22.62 |
| 5. | Moreno, Meagan | SO-2 | Coastal Carolina | 10:31.10 |
| 6. | Wingcart, Aubrey | Junior | Unattached | 10:35.22 |
| 7. | Weeks, Lilian | FR-1 | South Carolina | 10:37.24 |
| 8. | Hendrix, Katerina | FR-1 | South Carolina | 10:37.30 |
| 9. | Matthews, Elise | FR-1 | Anderson (S.C.) | 10:37.88 |
| 10. | Golden, Emily | FR-1 | Anderson (S.C.) | 10:59.00 |
| 11. | Nelson, Faith | FR-1 | Anderson (S.C.) | 10:59.69 |
| 12. | Martin, Jodi | JR-3 | Anderson (S.C.) | 11:06.64 |
| 13. | Wilson, Hagan | FR-1 | Anderson (S.C.) | 11:18.01 |
| 14. | Triplett, Riley | FR-1 | Emmanuel (Ga.) | 11:24.39 |
| 15. | Alexa, Quarles | SR-4 | West Georgia | 11:35.81 |
| 16. | Kiborus, Jane | FR-1 | Benedict | 11:42.45 |
| 17. | Okumu, Floma | FR-1 | Benedict | 12:04.04 |
| 18. | Bright, Emma | FR-1 | North Greenville | 12:04.65 |
| 19. | Wilder, Madeline | SR-4 | North Greenville | 12:23.81 |
| 20. | Kosgei, Lydia | FR-1 | Benedict | 12:45.55 |
| 21. | Beltran, Stephanie | FR-1 | West Georgia | 12:47.03 |
| 22. | Edwards , Riley | JR-3 | USC-Beaufort | 12:47.14 |
| | Graham, Bethany | FR-1 | Furman | DNF |
| | Branum, Coley | SO-2 | West Georgia | DNF |
| | Sparks, Kendal | SO-2 | West Georgia | DNF |

3000 Meters Finals Section 1

| PL | NAME | YEAR | TEAM | TIME |
|----|-------------------|------|------------------|----------|
| 1. | Cadeau, Madelynne | FR-1 | Furman | 9:39.97 |
| 2. | Jones, Molly | FR-1 | Coastal Carolina | 9:55.45 |
| 3. | Ford, Meghan | FR-1 | Furman | 10:12.37 |

| PL | NAME | YEAR | TEAM | TIME |
|-----|-------------------|--------|------------------|----------|
| 4. | Satzke, Claudia | JR-3 | South Carolina | 10:22.62 |
| 5. | Moreno, Meagan | SO-2 | Coastal Carolina | 10:31.10 |
| 6. | Wingcart, Aubrey | Junior | Unattached | 10:35.22 |
| 7. | Weeks, Lilian | FR-1 | South Carolina | 10:37.24 |
| 8. | Hendrix, Katerina | FR-1 | South Carolina | 10:37.30 |
| 9. | Matthews, Elise | FR-1 | Anderson (S.C.) | 10:37.88 |
| 11. | Nelson, Faith | FR-1 | Anderson (S.C.) | 10:59.69 |
| | Graham, Bethany | FR-1 | Furman | DNF |

3000 Meters Finals Section 2

| PL | NAME | YEAR | TEAM | TIME |
|-----|---------------|------|-----------------|----------|
| 10. | Golden, Emily | FR-1 | Anderson (S.C.) | 10:59.00 |
| 12. | Martin, Jodi | JR-3 | Anderson (S.C.) | 11:06.64 |
| 13. | Wilson, Hagan | FR-1 | Anderson (S.C.) | 11:18.01 |

| | | | | |
|-----|--------------------|------|------------------|----------|
| 14. | Triplett, Riley | FR-1 | Emmanuel (Ga.) | 11:24.39 |
| 15. | Alexa, Quarles | SR-4 | West Georgia | 11:35.81 |
| 16. | Kiborus, Jane | FR-1 | Benedict | 11:42.45 |
| 17. | Okumu, Floma | FR-1 | Benedict | 12:04.04 |
| 18. | Bright, Emma | FR-1 | North Greenville | 12:04.65 |
| 19. | Wilder, Madeline | SR-4 | North Greenville | 12:23.81 |
| 20. | Kosgei, Lydia | FR-1 | Benedict | 12:45.55 |
| 21. | Beltran, Stephanie | FR-1 | West Georgia | 12:47.03 |
| 22. | Edwards , Riley | JR-3 | USC-Beaufort | 12:47.14 |
| | Branum, Coley | SO-2 | West Georgia | DNF |
| | Sparks, Kendal | SO-2 | West Georgia | DNF |

Women's 60 Hurdles Finals


Top↑

| PL | NAME | YEAR | TEAM | TIME |
|----|------------------|------|----------------|------|
| 1. | Rocker, Destinee | SR-4 | South Carolina | 8.23 |

| PL | NAME | YEAR | TEAM | TIME |
|----|---------------------------------|------|----------------------------------|------|
| 2. | Jean, Mulern | | Haiti | 8.35 |
| 3. | Barber, Jada | | Unattached | 8.46 |
| 4. | Glasco, Alexis | FR-1 | Coastal Carolina | 8.48 |
| 5. | Clemens, Sydney | SO-2 | Coastal Carolina | 8.58 |
| 6. | Richards, Indya | SO-2 | Norfolk State | 8.67 |
| | Puiu, Beatrice | | Unattached | FS |

Women's 60 Hurdles Preliminaries

Top↑

| PL | NAME | YEAR | TEAM | TIME |
|-----|------------------------------------|--------|----------------------------------|--|
| 1. | Rocker, Destinee | SR-4 | South Carolina | 8.32 |
| 2. | Barber, Kaila | Senior | Unattached | 8.34 |
| 3. | Jean, Mulern | | Haiti | 8.40 |
| 4. | Barber, Jada | | Unattached | 8.48 |
| 5. | Richards, Indya | SO-2 | Norfolk State | 8.52 |
| 6. | Glasco, Alexis | FR-1 | Coastal Carolina | 8.57 |
| 7. | Clemens, Sydney | SO-2 | Coastal Carolina | 8.63 |
| 8. | Puiu, Beatrice | | Unattached | 8.83 |
| 9. | Dunbar, Tania | SO-2 | Norfolk State | 8.92 |
| 10. | Bellamy, Shani'a | SO-2 | Coastal Carolina | 8.93 |
| 11. | Smith, Zion | SO-2 | Norfolk State | 8.98 |
| 12. | Shaw, Thea | SR-4 | Bethune-Cookman | 9.19 |
| 13. | Jones, Maisonne | JR-3 | USC-Beaufort | 9.25 |
| 14. | Smith, Amari | FR-1 | Limestone | 9.61 |
| 15. | Campbell, Indya | FR-1 | Bethune-Cookman | 9.61 |
| 16. | Freeman, Santiona | FR-1 | Benedict | 9.63 |
| 17. | Heiss, Clara | SR-4 | Emmanuel (Ga.) | 9.81  |
| 18. | Cooper, Jourdon | FR-1 | Bethune-Cookman | 9.83 |
| 19. | Elliott, Tatiana | FR-1 | Bethune-Cookman | 9.85 |
| 20. | Smith, Alyssa | SO-2 | Coastal Carolina | 9.88 |
| 21. | Singletary, Jordan | FR-1 | Bethune-Cookman | 9.95 |

| PL | NAME | YEAR | TEAM | TIME |
|-----|--------------------|------|-------------------|-------|
| 22. | Richardson, Ameah | FR-1 | West Georgia | 9.95 |
| 23. | Whetro, Alysa | FR-1 | Bethune-Cookman | 9.99 |
| 24. | Scott, Chalayna | SO-2 | Limestone | 10.09 |
| 25. | Moorer, Teleah | SO-2 | Allen | 10.17 |
| 26. | Lay, TraVon | FR-1 | Southern Wesleyan | 10.42 |
| 27. | Parks, Angel | FR-1 | Bethune-Cookman | 10.53 |
| 28. | Thomas, Maniyah | SR-4 | West Georgia | 11.04 |
| 29. | Hutcherson, Dorian | SO-2 | Clafin | 11.72 |
| 30. | Massillon, Sinia | SO-2 | Benedict | 12.10 |
| | Reese-Yom, Kaitlyn | FR-1 | Limestone | DQ |
| | Bell , Justice | SO-2 | Clafin | DNF |

60 Hurdles Preliminaries Heat 1

| PL | NAME | YEAR | TEAM | TIME |
|-----|------------------|------|------------------|-------|
| 1. | Rocker, Destinee | SR-4 | South Carolina | 8.32 |
| 9. | Dunbar, Tania | SO-2 | Norfolk State | 8.92 |
| 10. | Bellamy, Shani'a | SO-2 | Coastal Carolina | 8.93 |
| 13. | Jones, Maisonne | JR-3 | USC-Beaufort | 9.25 |
| 23. | Whetro, Alysa | FR-1 | Bethune-Cookman | 9.99 |
| 24. | Scott, Chalayna | SO-2 | Limestone | 10.09 |

60 Hurdles Preliminaries Heat 2

| PL | NAME | YEAR | TEAM | TIME |
|-----|-------------------|--------|-------------------|-------|
| 2. | Barber, Kaila | Senior | Unattached | 8.34 |
| 15. | Campbell, Indya | FR-1 | Bethune-Cookman | 9.61 |
| 16. | Freeman, Santiona | FR-1 | Benedict | 9.63 |
| 26. | Lay, TraVon | FR-1 | Southern Wesleyan | 10.42 |
| 28. | Thomas, Maniyah | SR-4 | West Georgia | 11.04 |

60 Hurdles Preliminaries Heat 3

| PL | NAME | YEAR | TEAM | TIME |
|----|--------------|------|------------|------|
| 4. | Barber, Jada | | Unattached | 8.48 |


| PL | NAME | YEAR | TEAM | TIME |
|-----|--------------------|------|------------------|-------|
| 11. | Smith, Zion | SO-2 | Norfolk State | 8.98 |
| 18. | Cooper, Jourdon | FR-1 | Bethune-Cookman | 9.83 |
| 20. | Smith, Alyssa | SO-2 | Coastal Carolina | 9.88 |
| 22. | Richardson, Ameah | FR-1 | West Georgia | 9.95 |
| 27. | Parks, Angel | FR-1 | Bethune-Cookman | 10.53 |
| | Reese-Yom, Kaitlyn | FR-1 | Limestone | DQ |

60 Hurdles Preliminaries Heat 4

| PL | NAME | YEAR | TEAM | TIME |
|----|-----------------|------|---------------|------|
| 5. | Richards, Indya | SO-2 | Norfolk State | 8.52 |

| | | | | |
|-----|--------------------|------|------------------|-------|
| 7. | Clemens, Sydney | SO-2 | Coastal Carolina | 8.63 |
| 8. | Puiu, Beatrice | | Unattached | 8.83 |
| 12. | Shaw, Thea | SR-4 | Bethune-Cookman | 9.19 |
| 14. | Smith, Amari | FR-1 | Limestone | 9.61 |
| 25. | Moorer, Teleah | SO-2 | Allen | 10.17 |
| 29. | Hutcherson, Dorian | SO-2 | Clafin | 11.72 |

60 Hurdles Preliminaries Heat 5

| PL | NAME | YEAR | TEAM | TIME |
|-----|--------------------|------|------------------|--|
| 3. | Jean, Mulern | | Haiti | 8.40 |
| 6. | Glasco, Alexis | FR-1 | Coastal Carolina | 8.57 |
| 17. | Heiss, Clara | SR-4 | Emmanuel (Ga.) | 9.81  |
| 19. | Elliott, Tatiana | FR-1 | Bethune-Cookman | 9.85 |
| 21. | Singletary, Jordan | FR-1 | Bethune-Cookman | 9.95 |
| 30. | Massillon, Sinia | SO-2 | Benedict | 12.10 |
| | Bell, Justice | SO-2 | Clafin | DNF |

Women's 4 x 400 Relay Finals

Top↑

| PL | TEAM | SQUAD | ATHLETES | TIME |
|----|----------------|-------|--|---------|
| 2. | South Carolina | A | Angel Frank, Stephanie Davis, Rachel Glenn, Aaliyah Payatt | 3:36.04 |

| PL | TEAM | SQUAD | ATHLETES | TIME |
|-----|--------------------|-------|---|---------|
| 3. | Coastal Carolina | B | Amelia Canetto, Jermaisha Arnold, Nya McGowan, Alexis Glasco | 3:47.65 |
| 4. | South Carolina | B | Tierra Frasier, Pearl Nagbe, Jayla Jamison, Destinee Rocker | 3:47.75 |
| 5. | South Carolina St. | A | Tanryn Thorn, Angelica Frederick, Ra'Necia Brown, Domonique Edmondson | 3:52.54 |
| 6. | Southern Wesleyan | A | Mycherie Onwuzurukie, Lycia Zavala, Deborah Marlow, Michele Beugre | 4:01.97 |
| 7. | Bethune-Cookman | A | Alyssa Williams, Thea Shaw, Kaiel Kimble, Indya Campbell | 4:02.56 |
| 8. | Coastal Carolina | C | Zahria Jones, Camryn Lorick, Shani'a Bellamy, Kayla Sweeney | 4:06.74 |
| 9. | South Carolina St. | B | Debrielle Williams, Jasmine Donovan, Maya Smith, Stephanie Jobe | 4:06.91 |
| 10. | Anderson (S.C.) | A | Lacey Boozer, Lauren Childers, Joeli Hayden, Brianna Quartararo | 4:07.05 |
| 11. | Southern Wesleyan | B | Kayla Lema, Isabela Castillo, Lauryn Tate, TraVon Lay | 4:10.91 |
| 12. | Winston-Salem St. | B | | 4:12.40 |
| 13. | Coastal Carolina | D | Amilia Wise-Sweat, Ashley Rulison, Molly Jones, Meagan Moreno | 4:15.54 |
| 14. | Southern Wesleyan | C | Keyanna Williams, Taylor Broadwell, Ava Labrant, Savanna Stewart | 4:24.23 |

4 x 400 Relay Finals Section 1

| PL | TEAM | ATHLETES | TIME |
|----|----------------------|----------------------------------|---------|
| 2. | South Carolina | Frank, Davis, Glenn, Payatt | 3:36.04 |
| 3. | Coastal Carolina (B) | Canetto, Arnold, McGowan, Glasco | 3:47.65 |
| 4. | South Carolina (B) | Frasier, Nagbe, Jamison, Rocker | 3:47.75 |

4 x 400 Relay Finals Section 2

| PL | TEAM | ATHLETES | TIME |
|-----|----------------------|--------------------------------------|---------|
| 5. | South Carolina St. | Thorn, Frederick, Brown, Edmondson | 3:52.54 |
| 8. | Coastal Carolina (C) | Jones, Lorick, Bellamy, Sweeney | 4:06.74 |
| 10. | Anderson (S.C.) | Boozer, Childers, Hayden, Quartararo | 4:07.05 |
| 13. | Coastal Carolina (D) | Wise-Sweat, Rulison, Jones, Moreno | 4:15.54 |

4 x 400 Relay Finals Section 3




| PL | TEAM | ATHLETES | TIME |
|-----|---------------------------------------|-------------------------------------|---------|
| 6. | Southern Wesleyan | Onwuzurukie, Zavala, Marlow, Beugre | 4:01.97 |
| 7. | Bethune-Cookman | Williams, Shaw, Kimble, Campbell | 4:02.56 |
| 12. | Winston-Salem St. (B) | | 4:12.40 |


4 x 400 Relay Finals Section 4

| PL | TEAM | ATHLETES | TIME |
|-----|--|---------------------------------------|---------|
| 9. | South Carolina St. (B) | Williams, Donovan, Smith, Jobe | 4:06.91 |
| 11. | Southern Wesleyan (B) | Lema, Castillo, Tate, Lay | 4:10.91 |
| 14. | Southern Wesleyan (C) | Williams, Broadwell, Labrant, Stewart | 4:24.23 |

Women's High Jump Finals


Top↑

| PL | NAME | YEAR | TEAM | MARK | CONV |
|------|---|------|-----------------------------------|---|-------|
| 1. | Puiu, Beatrice | | Unattached | 1.70m | 5' 7" |
| 1.50 | 1.55 1.60 1.65 1.70 1.73 -- XO O XXO XXX | | | | |
| 2. | Alexander, Kennedy | SO-2 | Winston-Salem St. | 1.65m | 5' 5" |
| 1.50 | 1.55 1.60 1.65 1.70 O O O O XXX | | | | |
| 2. | Battle, Moena | SR-4 | Emmanuel (Ga.) | 1.65m  | 5' 5" |
| 1.50 | 1.55 1.60 1.65 1.70 -- -- O XXX | | | | |
| 4. | Huskey, Olivia | SO-2 | North Greenville | 1.60m  | 5' 3" |
| 1.50 | 1.55 1.60 1.65 O O O XXX | | | | |
| 4. | Lorick, Camryn | FR-1 | Coastal Carolina | 1.60m | 5' 3" |
| 1.50 | 1.55 1.60 1.65 -- O XXX | | | | |
| 4. | Evans, Kadasia | SO-2 | Coastal Carolina | 1.60m | 5' 3" |
| 1.50 | 1.55 1.60 1.65 -- O XXX | | | | |
| 7. | Shaw, Thea | SR-4 | Bethune-Cookman | 1.60m | 5' 3" |
| 1.50 | 1.55 1.60 1.65 XXO O XXX | | | | |
| 8. | Whetro, Alysa | FR-1 | Bethune-Cookman | 1.55m | 5' 1" |
| 1.50 | 1.55 1.60 O O XXX | | | | |
| 9. | Bright, Madelyn | JR-3 | Emmanuel (Ga.) | 1.55m  | 5' 1" |

| PL | NAME | YEAR | TEAM | MARK | CONV |
|-------------|-------------------|-------------|-------------------|---|-------------|
| 6. | Hummel, Annika | FR-1 | Coastal Carolina | 3.20m | 10' 6" |
| 2.60 --- | 2.80 --- | 3.00 XO | 3.20 XO | 3.35 XXX | |
| 7. | McLaughlin, Haley | SR-4 | Southern Wesleyan | 3.00m  | 9' 10" |
| 2.60 --- | 2.80 --- | 3.00 O | 3.20 XXX | | |
| 8. | Brightful, Dnyshe | FR-1 | Norfolk State | 2.80m | 9' 2.25" |
| 2.60 --- | 2.80 O | 3.00 XXX | | | |
| 9. | Posey, Kellyn | FR-1 | Georgia Southern | 2.60m | 8' 6.25" |
| 2.60 O | 2.80 XXX | | | | |
| | Hooks, Destiny | SO-2 | Norfolk State | NH | |
| 2.60 --- | 2.80 --- | 3.00 XXX | | | |
| | Rice, Alyssa | SO-2 | South Carolina | NH | |
| 2.60 --- | 2.80 --- | 3.00 --- | 3.20 --- | 3.35 --- | 3.50 XXX |
| | Labrant, Ava | FR-1 | Southern Wesleyan | NH | |
| 2.60 --- | 2.80 XXX | | | | |

Women's Long Jump Finals

Top↑

| PL | NAME | YEAR | TEAM | MARK | CONV |
|----|------------------|-------|------------------|---|-------------|
| 1. | Moore, Imani | FR-1 | Georgia Southern | 5.62m | 18' 5.25" |
| | 5.37m | 5.35m | 5.43m | 5.62m | 5.32m 5.40m |
| 2. | McKeever, Iyana | SR-4 | USC-Beaufort | 5.59m  | 18' 4.25" |
| | 5.40m | FOUL | 5.59m | FOUL | FOUL |
| 3. | Richards, Indya | SO-2 | Norfolk State | 5.55m | 18' 2.5" |
| | 5.55m | FOUL | PASS | 5.50m | 5.52m 5.52m |
| 4. | Glover, Savionna | SR-4 | Benedict | 5.48m | 17' 11.75" |
| | 5.18m | 5.48m | 5.25m | 5.31m | 5.34m 5.33m |
| 5. | Martin, Keiran | FR-1 | Coastal Carolina | 5.45m | 17' 10.75" |
| | 5.42m | 5.28m | FOUL | FOUL | FOUL 5.45m |
| 6. | Price, Dahja | SO-2 | Norfolk State | 5.39m | 17' 8.25" |
| | FOUL | 5.23m | 5.02m | 5.00m | 5.39m |

| PL | NAME | YEAR | TEAM | MARK | CONV |
|-----|-------------------------------------|------|-------------------|-------|------------|
| 7. | Dunbar, Tania | SO-2 | Norfolk State | 5.29m | 17' 4.25" |
| | 5.08m 4.86m 4.98m FOUL 5.29m 5.28m | | | | |
| 8. | Moore, Kelsia | JR-3 | Coastal Carolina | 5.03m | 16' 6" |
| | 5.03m FOUL 4.95m 3.74m 4.92m | | | | |
| 9. | Culpepper, Mia | SO-2 | West Georgia | 5.02m | 16' 5.75" |
| | 4.66m 4.99m 4.88m 4.85m 4.69m 5.02m | | | | |
| 10. | Bright , Madelyn | JR-3 | Emmanuel (Ga.) | 4.99m | 16' 4.5" |
| | 4.85m FOUL 4.99m FOUL FOUL | | | | |
| 10. | Fields, Shaniya | SO-2 | Limestone | 4.99m | 16' 4.5" |
| | 4.99m 4.84m FOUL FOUL 4.41m | | | | |
| 12. | Lamar, Laurie | FR-1 | Limestone | 4.95m | 16' 3" |
| | FOUL FOUL 4.95m | | | | |
| 13. | Stephens, Zaria | SO-2 | Coastal Carolina | 4.93m | 16' 2.25" |
| | FOUL 4.93m FOUL | | | | |
| 14. | Hester, Nia | FR-1 | Winston-Salem St. | 4.90m | 16' 1" |
| | 4.78m 4.90m FOUL | | | | |
| 15. | Daniels, Meghan | JR-3 | West Georgia | 4.89m | 16' 0.5" |
| | 4.89m 4.62m 4.71m | | | | |
| 16. | Hagood, Jordan | SO-2 | North Greenville | 4.87m | 15' 11.75" |
| | 4.76m 4.87m 4.84m | | | | |
| 17. | Wray, DaNaya | FR-1 | Benedict | 4.85m | 15' 11" |
| | 4.85m 4.31m 4.68m | | | | |
| 18. | Venters, Jada | SO-2 | Norfolk State | 4.81m | 15' 9.5" |
| | FOUL 4.72m 4.81m | | | | |
| 19. | Johnson, Lauren | FR-1 | Bethune-Cookman | 4.80m | 15' 9" |
| | FOUL 4.75m 4.80m | | | | |
| 20. | David, Jada | FR-1 | Benedict | 4.65m | 15' 3.25" |
| | 4.65m 4.48m FOUL | | | | |
| 21. | Baldwin, Erykah | JR-3 | Winston-Salem St. | 4.64m | 15' 2.75" |

| PL | NAME | YEAR | TEAM | MARK | CONV |
|-----|---------------------|------|--------------------|-------|-----------|
| | 4.64m 4.48m 4.03m | | | | |
| 22. | Evans, Kadasia | SO-2 | Coastal Carolina | 4.53m | 14' 10.5" |
| | 4.52m 4.44m 4.53m | | | | |
| 23. | Robinson, Ky'leigha | SO-2 | Allen | 4.52m | 14' 10" |
| | 4.43m 4.52m FOUL | | | | |
| 24. | Jobe, Stephanie | SO-2 | South Carolina St. | 4.36m | 14' 3.75" |
| | 3.10m 4.29m 4.36m | | | | |
| | Gravely, De'Niya | SO-2 | Norfolk State | FOUL | |
| | FOUL FOUL FOUL | | | | |

Long Jump Finals Flight 1

| PL | NAME | YEAR | TEAM | MARK |
|-----|---------------------|------|--------------------|-------|
| 6. | Price, Dahja | SO-2 | Norfolk State | 5.39m |
| 10. | Bright, Madelyn | JR-3 | Emmanuel (Ga.) | 4.99m |
| 10. | Fields, Shaniya | SO-2 | Limestone | 4.99m |
| 12. | Lamar, Laurie | FR-1 | Limestone | 4.95m |
| 14. | Hester, Nia | FR-1 | Winston-Salem St. | 4.90m |
| 15. | Daniels, Meghan | JR-3 | West Georgia | 4.89m |
| 16. | Hagood, Jordan | SO-2 | North Greenville | 4.87m |
| 17. | Wray, DaNaya | FR-1 | Benedict | 4.85m |
| 19. | Johnson, Lauren | FR-1 | Bethune-Cookman | 4.80m |
| 21. | Baldwin, Erykah | JR-3 | Winston-Salem St. | 4.64m |
| 23. | Robinson, Ky'leigha | SO-2 | Allen | 4.52m |
| 24. | Jobe, Stephanie | SO-2 | South Carolina St. | 4.36m |

Long Jump Finals Flight 2

| PL | NAME | YEAR | TEAM | MARK |
|----|------------------|------|------------------|---------|
| 1. | Moore, Imani | FR-1 | Georgia Southern | 5.62m |
| 2. | McKeever, Iyana | SR-4 | USC-Beaufort | 5.59m * |
| 3. | Richards, Indya | SO-2 | Norfolk State | 5.55m |
| 4. | Glover, Savionna | SR-4 | Benedict | 5.48m |

| | | | | |
|-----|------------------------|--------------|--------------------------|---------------|
| 5. | Martin, Keiran NAME | FR-1 YEAR | Coastal Carolina TEAM | 5.45m MARK |
| 7. | Dunbar, Tania | SO-2 | Norfolk State | 5.29m |
| 8. | Moore, Kelsia | JR-3 | Coastal Carolina | 5.03m |
| 9. | Culpepper, Mia | SO-2 | West Georgia | 5.02m |
| 13. | Stephens, Zaria | SO-2 | Coastal Carolina | 4.93m |
| 18. | Venters, Jada | SO-2 | Norfolk State | 4.81m |
| 20. | David, Jada | FR-1 | Benedict | 4.65m |
| 22. | Evans, Kadasia | SO-2 | Coastal Carolina | 4.53m |
| | Gravely, De'Niya | SO-2 | Norfolk State | FOUL |

Women's Triple Jump Finals

Top↑

| PL | NAME | YEAR | TEAM | MARK | CONV |
|----|---|------|--------------------|--|-----------|
| 1. | Sipsey, Shianne | JR-3 | South Carolina | 12.31m | 40' 4.75" |
| | 11.96m 12.14m 11.53m FOUL 12.03m 12.31m | | | | |
| 2. | Moore, Imani | FR-1 | Georgia Southern | 11.48m | 37' 8" |
| | FOUL FOUL 11.48m FOUL 11.25m FOUL | | | | |
| 3. | Jobe, Stephanie | SO-2 | South Carolina St. | 11.13m | 36' 6.25" |
| | 10.73m 11.10m FOUL 10.89m 10.99m 11.13m | | | | |
| 3. | Dotson, Leah | FR-1 | Erskine | 11.13m  | 36' 6.25" |
| | 11.13m 10.74m FOUL 10.77m 11.13m 10.99m | | | | |
| 5. | Hagood, Jordan | SO-2 | North Greenville | 11.12m  | 36' 5.75" |
| | 10.60m 10.32m 11.08m 10.92m 10.98m 11.12m | | | | |
| 6. | Moore, Kelsia | JR-3 | Coastal Carolina | 10.99m | 36' 0.75" |
| | 10.99m FOUL FOUL 10.61m FOUL 10.87m | | | | |
| 7. | Marlin, Sanaa | SO-2 | Bethune-Cookman | 10.39m | 34' 1.25" |
| | FOUL 10.39m FOUL FOUL PASS PASS | | | | |
| | Daniels, Meghan | JR-3 | West Georgia | FOUL | |
| | FOUL FOUL PASS | | | | |
| | Trammell, Haley | FR-1 | West Georgia | FOUL | |
| | FOUL FOUL FOUL | | | | |
| | Stephens, Zaria | SO-2 | Coastal Carolina | FOUL | |

| PL | NAME | YEAR | TEAM | MARK | CONV |
|------|------|------|------|------|------|
| FOUL | FOUL | FOUL | | | |

Women's Shot Put Finals

Top↑

| PL | NAME | YEAR | TEAM | MARK | CONV | |
|-----|---|--------|-----------------------------------|--|------------|--------|
| 1. | Young, Kathleen | SR-4 | South Carolina | 15.05m | 49' 4.5" | |
| | 14.22m | 14.52m | FOUL | 14.65m | 15.05m | 14.84m |
| 2. | Puiu, Beatrice | | Unattached | 13.69m | 44' 11" | |
| | FOUL | 13.69m | 13.29m | PASS | PASS | PASS |
| 3. | Young, Leslie | FR-1 | Norfolk State | 13.08m | 42' 11" | |
| | 13.08m | 12.56m | PASS | FOUL | FOUL | FOUL |
| 4. | Estep, Alexis | SO-2 | Coastal Carolina | 12.66m | 41' 6.5" | |
| | 11.74m | FOUL | FOUL | 12.66m | FOUL | FOUL |
| 5. | Boddy, Brandi | SR-4 | West Georgia | 12.48m | 40' 11.5" | |
| | 12.48m | 11.79m | 11.77m | 12.10m | 12.42m | 12.23m |
| 6. | Appleby, Regan | JR-3 | Anderson (S.C.) | 12.34m | 40' 6" | |
| | 12.34m | 12.33m | FOUL | 12.26m | FOUL | 11.97m |
| 7. | Simms, Tiara | SR-4 | Norfolk State | 12.32m | 40' 5" | |
| | FOUL | FOUL | 12.32m | FOUL | FOUL | 11.43m |
| 8. | Smith, Kelsie | SR-4 | Southern Wesleyan | 11.56m  | 37' 11.25" | |
| | 11.56m | 11.37m | FOUL | 11.26m | 11.03m | PASS |
| 9. | Roachford, Melita-Marie | JR-3 | West Georgia | 11.38m | 37' 4" | |
| | 11.38m | FOUL | FOUL | FOUL | 11.29m | FOUL |
| 10. | Landry, Katie | JR-3 | Anderson (S.C.) | 11.18m | 36' 8.25" | |
| | 11.14m | FOUL | 11.18m | | | |
| 11. | Lampe, Asia | FR-1 | Winston-Salem St. | 11.14m | 36' 6.75" | |
| | 10.53m | 11.14m | 10.77m | | | |
| 12. | Stanton, Paris | FR-1 | Benedict | 11.00m | 36' 1.25" | |
| | 10.81m | 11.00m | 10.57m | | | |
| 13. | Farmer, Alyssa | JR-3 | Winston-Salem St. | 10.75m | 35' 3.25" | |
| | FOUL | 10.75m | FOUL | | | |

| PL | NAME | YEAR | TEAM | MARK | CONV |
|----------------------|------------------------------------|------|-----------------------------------|--------|------------|
| 14. | Fray-Samuel, Zayna | FR-1 | Coastal Carolina | 10.56m | 34' 7.75" |
| 10.50m 10.44m 10.56m | | | | | |
| 15. | Richards, Nicole | FR-1 | West Georgia | 9.97m | 32' 8.5" |
| 9.41m 9.66m 9.97m | | | | | |
| 16. | Barden, Jana | JR-3 | USC-Beaufort | 9.67m | 31' 8.75" |
| 9.67m 9.15m 9.52m | | | | | |
| 17. | Townes, Eriana | SO-2 | Winston-Salem St. | 9.50m | 31' 2" |
| 9.50m 8.37m 9.05m | | | | | |
| 18. | Ellison, Emma | FR-1 | Erskine | 9.33m | 30' 7.5" |
| 9.22m 8.79m 9.33m | | | | | |
| 19. | Simpson, Bianca | JR-3 | USC-Beaufort | 9.30m | 30' 6.25" |
| 9.27m FOUL 9.30m | | | | | |
| 20. | Bryant, Allyah | SO-2 | USC-Beaufort | 9.25m | 30' 4.25" |
| FOUL FOUL 9.25m | | | | | |
| 21. | Taylor, Beth | FR-1 | West Georgia | 9.00m | 29' 6.5" |
| 9.00m 8.31m 8.43m | | | | | |
| 22. | Robinson, Madicyn | SO-2 | Georgia Southern | 8.43m | 27' 8" |
| 8.32m 8.42m 8.43m | | | | | |
| 23. | Davis, Alexandria | FR-1 | Allen | 8.42m | 27' 7.5" |
| 8.14m 8.42m 8.31m | | | | | |
| 24. | Beard, Morgan | FR-1 | Clafin | 8.35m | 27' 4.75" |
| 8.05m 8.35m 6.16m | | | | | |
| 25. | Holbrook, Samantha | SO-2 | Georgia Southern | 7.88m | 25' 10.25" |
| 7.88m 7.79m 7.64m | | | | | |
| 26. | Johnson, LaRhonda | FR-1 | Allen | 7.14m | 23' 5.25" |
| 6.29m 5.78m 7.14m | | | | | |
| 27. | Spencer, Aryn | FR-1 | Bethune-Cookman | 7.09m | 23' 3.25" |
| 6.54m 6.67m 7.09m | | | | | |
| 28. | Bowbliss, Kaelyn | FR-1 | North Greenville | 7.04m | 23' 1.25" |

| PL | NAME | YEAR | TEAM | MARK | CONV |
|-----|-------------------|------|--------------|-------|-----------|
| | 6.85m 7.04m 6.96m | | | | |
| 29. | Martino, Mariya | JR-3 | USC-Beaufort | 5.96m | 19' 6.75" |
| | 5.67m 5.96m 5.90m | | | | |

Shot Put Finals Flight 1

| PL | NAME | YEAR | TEAM | MARK |
|-----|--------------------|------|------------------|-------|
| 18. | Ellison, Emma | FR-1 | Erskine | 9.33m |
| 21. | Taylor, Beth | FR-1 | West Georgia | 9.00m |
| 22. | Robinson, Madicyn | SO-2 | Georgia Southern | 8.43m |
| 23. | Davis, Alexandria | FR-1 | Allen | 8.42m |
| 24. | Beard, Morgan | FR-1 | Clayton | 8.35m |
| 25. | Holbrook, Samantha | SO-2 | Georgia Southern | 7.88m |
| 26. | Johnson, LaRhonda | FR-1 | Allen | 7.14m |
| 27. | Spencer, Aryn | FR-1 | Bethune-Cookman | 7.09m |
| 28. | Bowbliss, Kaelyn | FR-1 | North Greenville | 7.04m |
| 29. | Martino, Mariya | JR-3 | USC-Beaufort | 5.96m |

Shot Put Finals Flight 2

| PL | NAME | YEAR | TEAM | MARK |
|-----|-------------------------|------|-------------------|--------|
| 9. | Roachford, Melita-Marie | JR-3 | West Georgia | 11.38m |
| 10. | Landry, Katie | JR-3 | Anderson (S.C.) | 11.18m |
| 11. | Lampe, Asia | FR-1 | Winston-Salem St. | 11.14m |
| 12. | Stanton, Paris | FR-1 | Benedict | 11.00m |
| 13. | Farmer, Alyssa | JR-3 | Winston-Salem St. | 10.75m |
| 15. | Richards, Nicole | FR-1 | West Georgia | 9.97m |
| 16. | Barden, Jana | JR-3 | USC-Beaufort | 9.67m |
| 17. | Townes, Eriana | SO-2 | Winston-Salem St. | 9.50m |
| 19. | Simpson, Bianca | JR-3 | USC-Beaufort | 9.30m |
| 20. | Bryant, Allyah | SO-2 | USC-Beaufort | 9.25m |

Shot Put Finals Flight 3

| PL | NAME | YEAR | TEAM | MARK |
|----|------|------|------|------|
|----|------|------|------|------|

| PL | NAME | YEAR | TEAM | MARK |
|-----|--------------------|------|-------------------|--|
| 1. | Young , Kathleen | SR-4 | South Carolina | 15.05m |
| 2. | Puiu, Beatrice | | Unattached | 13.69m |
| 3. | Young, Leslie | FR-1 | Norfolk State | 13.08m |
| 4. | Estep, Alexis | SO-2 | Coastal Carolina | 12.66m |
| 5. | Boddy, Brandi | SR-4 | West Georgia | 12.48m |
| 6. | Appleby, Regan | JR-3 | Anderson (S.C.) | 12.34m |
| 7. | Simms, Tiara | SR-4 | Norfolk State | 12.32m |
| 8. | Smith, Kelsie | SR-4 | Southern Wesleyan | 11.56m  |
| 14. | Fray-Samuel, Zayna | FR-1 | Coastal Carolina | 10.56m |

Women's Weight Throw Finals

Top↑

| PL | NAME | YEAR | TEAM | MARK | CONV |
|---------------------------------------|-------------------------|------|-------------------|--|------------|
| 1. | Racine, Kayla | SO-2 | South Carolina | 18.98m | 62' 3.25" |
| 17.57m 17.96m 18.98m 18.43m FOUL FOUL | | | | | |
| 2. | Young , Kathleen | SR-4 | South Carolina | 18.10m | 59' 4.75" |
| FOUL FOUL 18.08m 17.76m 18.10m 17.94m | | | | | |
| 3. | Young, Leslie | FR-1 | Norfolk State | 16.46m | 54' 0" |
| 16.46m 16.09m 15.38m FOUL FOUL FOUL | | | | | |
| 4. | Fray-Samuel, Zayna | FR-1 | Coastal Carolina | 16.39m | 53' 9.25" |
| 16.33m FOUL 16.39m FOUL FOUL FOUL | | | | | |
| 5. | Smith, Kelsie | SR-4 | Southern Wesleyan | 15.49m  | 50' 10" |
| FOUL FOUL 15.49m FOUL FOUL FOUL | | | | | |
| 6. | Holbrook, Samantha | SO-2 | Georgia Southern | 14.95m | 49' 0.75" |
| FOUL FOUL 14.95m 14.29m 14.49m 14.03m | | | | | |
| 7. | Johnson, Jade | SR-4 | Limestone | 14.57m | 47' 9.75" |
| FOUL 13.49m FOUL 13.93m 13.80m 14.57m | | | | | |
| 8. | Roachford, Melita-Marie | JR-3 | West Georgia | 14.43m | 47' 4.25" |
| FOUL 13.73m 14.43m FOUL 14.24m FOUL | | | | | |
| 9. | Estep, Alexis | SO-2 | Coastal Carolina | 13.99m | 45' 10.75" |
| FOUL 13.99m FOUL 13.65m FOUL FOUL | | | | | |

| PL | NAME | YEAR | TEAM | MARK | CONV |
|-----|-----------------------|--------|-------------------|--|-----------|
| 10. | Robinson, Madicyn | SO-2 | Georgia Southern | 13.05m | 42' 9.75" |
| | FOUL | FOUL | 13.05m | | |
| 11. | Hall, Hannah | SO-2 | Southern Wesleyan | 12.59m  | 41' 3.75" |
| | 11.41m | 10.15m | 12.59m | | |
| 12. | Colden-Burson, Shamia | JR-3 | Benedict | 12.03m | 39' 5.75" |
| | FOUL | 10.69m | 12.03m | | |
| 13. | Bryant, Allyah | SO-2 | USC-Beaufort | 10.64m | 34' 11" |
| | FOUL | 10.57m | 10.64m | | |
| 14. | Taylor, Beth | FR-1 | West Georgia | 10.51m | 34' 5.75" |
| | 10.51m | FOUL | FOUL | | |
| 15. | Barden, Jana | JR-3 | USC-Beaufort | 10.40m | 34' 1.5" |
| | 10.40m | 10.33m | FOUL | | |
| 16. | Simpson, Bianca | JR-3 | USC-Beaufort | 10.31m | 33' 10" |
| | 9.04m | FOUL | 10.31m | | |
| 17. | Simms, Tiara | SR-4 | Norfolk State | 10.25m | 33' 7.5" |
| | FOUL | 9.40m | 10.25m | | |
| 18. | Holcombe, Selah | FR-1 | Southern Wesleyan | 9.37m | 30' 9" |
| | 9.16m | FOUL | 9.37m | | |
| 19. | Richards, Nicole | FR-1 | West Georgia | 9.25m | 30' 4.25" |
| | 8.84m | 9.25m | FOUL | | |
| 20. | Ellison, Emma | FR-1 | Erskine | 8.96m | 29' 4.75" |
| | 8.85m | FOUL | 8.96m | | |
| 21. | Martino, Mariya | JR-3 | USC-Beaufort | 8.86m | 29' 1" |
| | 6.43m | 5.61m | 8.86m | | |
| | Clifford, Lauralyn | FR-1 | Coastal Carolina | ND | |
| | ND | ND | ND | | |
| | Parker, Arieana | SR-4 | Norfolk State | ND | |
| | ND | ND | ND | | |
| | Boddy, Brandi | SR-4 | West Georgia | FOUL | |

| PL | NAME | YEAR | TEAM | MARK | CONV |
|------|------------------|------|-------|------|------|
| FOUL | FOUL | FOUL | | | |
| | Holloway, Callie | SO-2 | Allen | ND | |
| ND | ND | ND | | | |

Weight Throw Finals Flight 1

| PL | NAME | YEAR | TEAM | MARK |
|-----|-------------------------|------|-------------------|--|
| 1. | Racine, Kayla | SO-2 | South Carolina | 18.98m |
| 2. | Young, Kathleen | SR-4 | South Carolina | 18.10m |
| 4. | Fray-Samuel, Zayna | FR-1 | Coastal Carolina | 16.39m |
| 5. | Smith, Kelsie | SR-4 | Southern Wesleyan | 15.49m  |
| 6. | Holbrook, Samantha | SO-2 | Georgia Southern | 14.95m |
| 7. | Johnson, Jade | SR-4 | Limestone | 14.57m |
| 8. | Roachford, Melita-Marie | JR-3 | West Georgia | 14.43m |
| 9. | Estep, Alexis | SO-2 | Coastal Carolina | 13.99m |
| 10. | Robinson, Madicyn | SO-2 | Georgia Southern | 13.05m |
| | Clifford, Lauralyn | FR-1 | Coastal Carolina | ND |
| | Parker, Arieana | SR-4 | Norfolk State | ND |
| | Boddy, Brandi | SR-4 | West Georgia | FOUL |

Weight Throw Finals Flight 2

| PL | NAME | YEAR | TEAM | MARK |
|-----|-----------------------|------|-------------------|--|
| 3. | Young, Leslie | FR-1 | Norfolk State | 16.46m |
| 11. | Hall, Hannah | SO-2 | Southern Wesleyan | 12.59m  |
| 12. | Colden-Burson, Shamia | JR-3 | Benedict | 12.03m |
| 13. | Bryant, Allyah | SO-2 | USC-Beaufort | 10.64m |
| 14. | Taylor, Beth | FR-1 | West Georgia | 10.51m |
| 15. | Barden, Jana | JR-3 | USC-Beaufort | 10.40m |
| 16. | Simpson, Bianca | JR-3 | USC-Beaufort | 10.31m |
| 17. | Simms, Tiara | SR-4 | Norfolk State | 10.25m |
| 18. | Holcombe, Selah | FR-1 | Southern Wesleyan | 9.37m |
| 19. | Richards, Nicole | FR-1 | West Georgia | 9.25m |
| | | | | |

| 20. PL | Ellison, Emma NAME | FR-1 YEAR | Erskine TEAM | 8.96m MARK |
|-----------|-----------------------|--------------|-----------------|---------------|
| 21. | Martino, Mariya | JR-3 | USC-Beaufort | 8.86m |
| | Holloway, Callie | SO-2 | Allen | ND |

[PRIVACY](#) / [TERMS OF USE](#) / [SUBMITTING RESULTS](#) / [CONTACT TFRRS](#)



Copyright © 2022 DirectAthletics, Inc.

Generated 2022-01-15 18:44:03