

Dr. Sander Scorcher

January 24-25, 2025

Armory Track & Field Center - New York, NY 200m (Banked)

ICON KEY:  NJCAA  NCAA DII  AARTFC  Centennial

Events:

55

Filter by Team

### Men's 55 Meters

Top↑

PL	NAME	YEAR	TEAM	TIME
1	Ihsaan Alozie	12	Shenendehowa Central	6.58
2	Logan Rogers	11	Columbia Grammar & Prep	6.62
3	Carl Richards	12	Kingston	6.64
4	Oliver Arius	11	Monroe-New Rochelle (N.Y.)	6.69
5	Marcode Campbell	10	Kingston	6.77
6	Jeron Collazo	12	E.O. Smith	6.78
7	John Contrera	12	Hilton Central	6.80
8	Clayton Smith Jr.	10	Shenendehowa Central	6.82
9	Logan Manor	12	Kingston	6.83
10	Peter Rogerson	10	Kingston	6.83
11	Nicolas Lira	12	Greenwich	6.88
12	Nicholi Abbott	9	Shenendehowa Central	6.95
13	Jaylen Shaw	10	Shenendehowa Central	6.98
14	Ryan Ficarra	11	Ramapo (NJ)	6.99
15	Dylan Widmer	12	Northwestern	7.02
16	Gavin E			7.03

PL	NAME	YEAR	TEAM	TIME
17	Taquan Cordieu	11	Northside Charter	7.04
18	Trenton Huffman	10	Ramapo (NJ)	7.08
19	Joseph Cintron	10	Shenendehowa Central	7.09
20	Jack Muhleisen	12	Ramapo (NJ)	7.10
21	Qishuo Wang	11	Shenendehowa Central	7.11
22	Andrew Inocencio	11	Ramapo (NJ)	7.12
22	Jeremi Palma Mena	9	Hall	7.12
24	Ansel Effah	10	Riverdale Country	7.16
25	Ben Bellamy	9	Cornwall Central	7.17
26	Kaiyo Sharkey	10	Hall	7.18
27	Joshua Alfonso	12	Franklin D. Roosevelt (NY)	7.20
28	Jake Patrico	12	Ramapo (NJ)	7.26
29	Isaac Jackson	11	Hall	7.35
30	Matheus Oliveira Castro	11	Hall	7.41
31	Gabriel Vazquez	10	Northside Charter	7.68
32	Sadon Garcia	9	Northside Charter	7.90
33	Devante Archer	10	Northside Charter	7.97

### Men's 55 Meters Section 1

PL	NAME	YEAR	TEAM	TIME
1	Ihsaan Alozie	12	Shenendehowa Central	6.58
2	Logan Rogers	11	Columbia Grammar & Prep	6.62
3	Carl Richards	12	Kingston	6.64
4	Oliver Arius	11	Monroe-New Rochelle (N.Y.)	6.69
5	Marcod Campbell	10	Kingston	6.77
8	Clayton Smith Jr.	10	Shenendehowa Central	6.82
9	Logan Manor	12	Kingston	6.83
10	Peter Rogerson	10	Kingston	6.83

### Men's 55 Meters Section 2

PL	NAME	YEAR	TEAM	TIME
6	Jeron			6.78

PL	NAME	YEAR	TEAM	TIME
7	John Contrera	12	Hilton Central	6.80
11	Nicolas Lira	12	Greenwich	6.88
12	Nicholi Abbott	9	Shenendehowa Central	6.95
13	Jaylen Shaw	10	Shenendehowa Central	6.98
15	Dylan Widmer	12	Northwestern	7.02
17	Taquan Cordieu	11	Northside Charter	7.04
19	Joseph Cintron	10	Shenendehowa Central	7.09
20	Jack Muhleisen	12	Ramapo (NJ)	7.10

### Men's 55 Meters Section 3

PL	NAME	YEAR	TEAM	TIME
14	Ryan Ficarra	11	Ramapo (NJ)	6.99
16	Gavin Blalock	9	Tatnall	7.03
18	Trenton Huffman	10	Ramapo (NJ)	7.08
21	Qishuo Wang	11	Shenendehowa Central	7.11
22	Jeremi Palma Mena	9	Hall	7.12
24	Ansel Effah	10	Riverdale Country	7.16
25	Ben Bellamy	9	Cornwall Central	7.17
26	Kaiyo Sharkey	10	Hall	7.18
27	Joshua Alfonso	12	Franklin D. Roosevelt (NY)	7.20

### Men's 55 Meters Section 4

PL	NAME	YEAR	TEAM	TIME
22	Andrew Inocencio	11	Ramapo (NJ)	7.12
28	Jake Patrico	12	Ramapo (NJ)	7.26
29	Isaac Jackson	11	Hall	7.35
30	Matheus Oliveira Castro	11	Hall	7.41
31	Gabriel Vazquez	10	Northside Charter	7.68
32	Sadon Garcia	9	Northside Charter	7.90
33	Devante Archer	10	Northside Charter	7.97

### Men 60m Dash Open

Top↑

PL	NAME	YEAR	TEAM	TIME

PL	NAME	YEAR	TEAM	TIME
1	Matthew Su		07-Unattached	6.97
2	Ameen Zubir	FR-1	St. Peter's	7.01
3	Jalen Williams	JR-3	Wisconsin	7.03
4	Dylan Williams	FR-1	St. Peter's	7.04
5	Joshua Stewart	SR-4	New Haven	7.04
6	Alex Bilello	JR-3	Manhattan	7.05
7	Dylan Donegan	FR-1	Iona	7.07
8	Tele Abe	SO-2	FDU	7.08
9	Cameron Washington	SO-2	Iona	7.10
10	Kwadjo Mensah	SO-2	Colgate	7.10
11	Cole Blair	SR-4	Colgate	7.11
12	Matthew Garrett	SR-4	Columbia	7.12
13	Gregory Moundine	SO-2	Rider	7.12
14	Jaden Hobbs	FR-1	Wagner	7.13
15	Juan Barrera	SR-4	Point Park	7.14
15	Caleb McGarity	SO-2	Army West Point	7.14
17	Omar Brown	FR-1	FDU	7.17
18	Antoine McNair Jr.	FR-1	FDU	7.19
19	Levi Ferrell	FR-1	Army West Point	7.21
20	Blake Johnson	FR-1	Rider	7.22
21	Samuel Yepps	FR-1	Felician	7.23
21	Devir Britton	FR-1	Felician	7.23
23	Trevor Rawlinson	FR-1	New Haven	7.25
24	Tyler VerSchure	FR-1	Lehigh	7.26
25	Jeremy Hobbs	FR-1	Wagner	7.27
26	Marco Spiniello	FR-1	Point Park	7.29
27	Kaden Jones	12	BENSWIC	7.30
28	Dylan Foster	FR-1	Army West Point	7.30
29	Nashawn Presley	SO-2	FDU-Florham	7.30
30	Bradley			7.30

PL	NAME	YEAR	TEAM	TIME
31	Nathaniel Evely	SO-2	FDU-Florham	7.31
32	Luca Sturgeon	SR-4	Colgate	7.32
33	Chase Kaufman	FR-1	Colgate	7.34
34	Jordan Jackson	FR-1	Central Connecticut	7.36
35	Alberic Gbaguidi	JR-3	Manhattan	7.37
35	Maurice Graham		Central Park Track Club (	7.37
37	Joe Surozenski	FR-1	Iona	7.38
38	Ronald White	JR-3	Army West Point	7.42
39	Aiden DiBuono	SO-2	Lehigh	7.52
40	Adam Jaros	SO-2	Columbia	7.53
41	Abraham Saywon	FR-1	Monroe University (NR)	7.54
42	Jack Geislinger	FR-1	Army West Point	7.59
43	Eric Zheng	9	07-Unattached	7.71
44	Davionn Thomas	SO-2	Monroe University (NR)	7.72
45	Elijah Upsher	FR-1	Monroe University (NR)	7.72
46	Felixon Elubin	FR-1	Monroe University (NR)	7.78
47	Joshua Yoon	FR-1	Columbia	7.83
48	Micah Mchardy	FR-1	Monroe University (NR)	7.94
49	Nile Colson	SR-4	New Haven	7.99
	Yoshio Mochizuki		06-Unattached	FS

### Men 60m Dash Open Section 1

PL	NAME	YEAR	TEAM	TIME
1	Matthew Su		07-Unattached	6.97
2	Ameen Zubir	FR-1	St. Peter's	7.01
3	Jalen Williams	JR-3	Wisconsin	7.03
4	Dylan Williams	FR-1	St. Peter's	7.04
5	Joshua Stewart	SR-4	New Haven	7.04
10	Kwadjo Mensah	SO-2	Colgate	7.10
12	Matthew Garrett	SR-4	Columbia	7.12
33	Chas			7.34

## Men 60m Dash Open Section 2

PL	NAME	YEAR	TEAM	TIME
8	Tele Abe	SO-2	FDU	7.08
9	Cameron Washington	SO-2	Iona	7.10
13	Gregory Moundine	SO-2	Rider	7.12
14	Jaden Hobbs	FR-1	Wagner	7.13
15	Juan Barrera	SR-4	Point Park	7.14
18	Antoine McNair Jr.	FR-1	FDU	7.19

21	Devir Britton	FR-1	Felician	7.23
----	---------------	------	----------	------

## Men 60m Dash Open Section 3

PL	NAME	YEAR	TEAM	TIME
6	Alex Bilello	JR-3	Manhattan	7.05
7	Dylan Donegan	FR-1	Iona	7.07
15	Caleb McGarity	SO-2	Army West Point	7.14
17	Omar Brown	FR-1	FDU	7.17
21	Samuel Yepps	FR-1	Felician	7.23
23	Trevor Rawlinson	FR-1	New Haven	7.25
28	Dylan Foster	FR-1	Army West Point	7.30
35	Alberic Gbaguidi	JR-3	Manhattan	7.37
49	Nile Colson	SR-4	New Haven	7.99

## Men 60m Dash Open Section 4

PL	NAME	YEAR	TEAM	TIME
19	Levi Ferrell	FR-1	Army West Point	7.21
20	Blake Johnson	FR-1	Rider	7.22
24	Tyler VerSchure	FR-1	Lehigh	7.26
29	Nashawn Presley	SO-2	FDU-Florham	7.30
30	Bradley Betances	FR-1	Staten Island	7.30
43	Eric Zheng	9	07-Unattached	7.71

Men 60m D

PL	NAME	YEAR	TEAM	TIME
11	Cole Blair	SR-4	Colgate	7.11
32	Luca Sturgeon	SR-4	Colgate	7.32
35	Maurice Graham		Central Park Track Club (	7.37
37	Joe Surozenski	FR-1	Iona	7.38
38	Ronald White	JR-3	Army West Point	7.42

### Men 60m Dash Open Section 6

PL	NAME	YEAR	TEAM	TIME
26	Marco Spiniello	FR-1	Point Park	7.29
27	Kaden Jones	12	BENSWIC	7.30
31	Nathaniel Evely	SO-2	FDU-Florham	7.31
34	Jordan Jackson	FR-1	Central Connecticut	7.36
39	Aiden DiBuono	SO-2	Lehigh	7.52

### Men 60m Dash Open Section 7

PL	NAME	YEAR	TEAM	TIME
25	Jeremy Hobbs	FR-1	Wagner	7.27
40	Adam Jaros	SO-2	Columbia	7.53
41	Abraham Saywon	FR-1	Monroe University (NR)	7.54
	Yoshio Mochizuki		06-Unattached	FS

### Men 60m Dash Open Section 8

PL	NAME	YEAR	TEAM	TIME
42	Jack Geislinger	FR-1	Army West Point	7.59
44	Davionn Thomas	SO-2	Monroe University (NR)	7.72
45	Elijah Upsher	FR-1	Monroe University (NR)	7.72
46	Felixon Elubin	FR-1	Monroe University (NR)	7.78
47	Joshua Yoon	FR-1	Columbia	7.83
48	Micah Mchardy	FR-1	Monroe University (NR)	7.94

### Men 60m Dash Invitational Finals

Top↑

PL	NAME	YEAR	TEAM	TIME
1	Toopi Ogunyeye	FR-1	UAlbany	6.77

PL	NAME	YEAR	TEAM	TIME
2	Shavar Staats Jr.	SR-4	UAlbany	6.81
3	Cashieve Blair	JR-3	St. Peter's	6.82
4	Ahmad Brock	SR-4	Monmouth	6.85
5	Ben Barton	JR-3	BYU	6.86
6	Alex Kislenko	JR-3	Monmouth	6.87
7	Alex Taddeo	JR-3	Wagner	6.87
8	Delano Gooden	SR-4	St. Peter's	6.88

## Men 60m Dash Invitational Preliminaries

Top↑

PL	NAME	YEAR	TEAM	TIME
0	Nigel Green	12	Garden State Track Club	6.87
0	Patrick Abel		Athletics Westchester	6.87
1	Shavar Staats Jr.	SR-4	UAlbany	6.76
2	Tooni Ogunyeye	FR-1	UAlbany	6.78
3	Ahmad Brock	SR-4	Monmouth	6.92
5	Ben Barton	JR-3	BYU	6.91
6	Delano Gooden	SR-4	St. Peter's	6.91
7	Alex Taddeo	JR-3	Wagner	6.92
8	Alex Kislenko	JR-3	Monmouth	6.93
9	Cashieve Blair	JR-3	St. Peter's	6.94
10	James Burrus	JR-3	Monmouth	6.97
11	Masai Byrd	JR-3	Rowan	6.97 ✓
12	Jaxon Hammond	SO-2	Army West Point	6.98
13	Steven Bado	SO-2	Rider	7.00
14	Sage Primus	JR-3	LIU	7.00
15	Chad Dohl	FR-1	Army West Point	7.00
16	Darion Lopez	SR-4	Manhattan	7.01
17	Tristan Burke	JR-3	Central Connecticut	7.02
18	Joshua Duncan	SO-2	Army West Point	7.04
19	Elliott Harris	SR-4	Wisconsin	7.05
20	Simon			7.06



PL	NAME	YEAR	TEAM	TIME
21	Stylz Mitchell	FR-1	Central Connecticut	7.07
22	Akeem Mustapha	SO-2	Point Park	7.08
23	Damon Dukes	SO-2	UMBC	7.09
24	Xavier Hayletts	SO-2	FDU	7.11
25	Kenan Grant	FR-1	UAlbany	7.11
26	Amari Campbell	SO-2	St. Peter's	7.14
27	Owen Lang	FR-1	Army West Point	7.16
28	Nana Agyemang	SR-4	Rowan	7.18
29	Leelan Maxwell	JR-3	St. Thomas Aquinas	7.24

### Men 60m Dash Invitational Preliminaries Heat 1

PL	NAME	YEAR	TEAM	TIME
0	Nigel Green	12	Garden State Track Club	6.87
3	Ahmad Brock	SR-4	Monmouth	6.92
9	Cashieve Blair	JR-3	St. Peter's	6.94
16	Darion Lopez	SR-4	Manhattan	7.01
18	Joshua Duncan	SO-2	Army West Point	7.04
21	Stylz Mitchell	FR-1	Central Connecticut	7.07
24	Xavier Hayletts	SO-2	FDU	7.11

### Men 60m Dash Invitational Preliminaries Heat 2

PL	NAME	YEAR	TEAM	TIME
2	Tooni Ogunyeye	FR-1	UAlbany	6.78
5	Ben Barton	JR-3	BYU	6.91
6	Delano Gooden	SR-4	St. Peter's	6.91
10	James Burrus	JR-3	Monmouth	6.97
17	Tristan Burke	JR-3	Central Connecticut	7.02
19	Elliott Harris	SR-4	Wisconsin	7.05
22	Akeem Mustapha	SO-2	Point Park	7.08
28	Nana Agyemang	SR-4	Rowan	7.18

### Men 60m Dash Invitational Preliminaries Heat 3

PL	NAM	YEAR	TEAM	TIME

PL	NAME	YEAR	TEAM	TIME
1	Shavar Staats Jr.	SR-4	UAlbany	6.76
7	Alex Taddeo	JR-3	Wagner	6.92
8	Alex Kislenko	JR-3	Monmouth	6.93
14	Sage Primus	JR-3	LIU	7.00
15	Chad Dohl	FR-1	Army West Point	7.00
23	Damon Dukes	SO-2	UMBC	7.09
25	Kenan Grant	FR-1	UAlbany	7.11
27	Owen Lang	FR-1	Army West Point	7.16

#### Men 60m Dash Invitational Preliminaries Heat 4

PL	NAME	YEAR	TEAM	TIME
0	Patrick Abel		Athletics Westchester	6.87
11	Masai Byrd	JR-3	Rowan	6.97 ✓
12	Jaxon Hammond	SO-2	Army West Point	6.98
13	Steven Bado	SO-2	Rider	7.00
20	Simon Connors	SO-2	Colgate	7.06
26	Amari Campbell	SO-2	St. Peter's	7.14
29	Leelan Maxwell	JR-3	St. Thomas Aquinas	7.24

#### Men 200m Dash Seeded

Top↑

PL	NAME	YEAR	TEAM	TIME
1	Riley Hunt	SR-4	BYU	21.58
2	Alex Taddeo	JR-3	Wagner	21.66
3	Dwayne Fleming	SO-2	Monroe University (NR)	21.79
4	Ethan Eisner	SR-4	Colgate	21.84
5	Ben Henry	JR-3	St. Joseph's (Pa.)	21.87
6	Delano Gooden	SR-4	St. Peter's	21.96
7	Jose Davis-Whittaker	FR-1	UAlbany	22.08
8	Elehchio Scott	JR-3	LIU	22.10
9	Sam Ford	So	Maryland Unattached	22.12
10	Austin Hernandez	JR-3	Army West Point	22.19
10	Steven			22.19

PL	NAME	YEAR	TEAM	TIME
12	Jeusten Jourdain	JR-3	NJIT	22.21
13	Owen Lang	FR-1	Army West Point	22.24
14	Chad Dohl	FR-1	Army West Point	22.35
15	Simon Connors	SO-2	Colgate	22.39
16	Mehdi Guerrah	SO-2	Essex CC	22.46
17	Sage Primus	JR-3	LIU	22.46
18	Fred-Morgan Iheanacho	JR-3	UMBC	22.48
19	Jaxon Hammond	SO-2	Army West Point	22.49
20	Gregory Moundine	SO-2	Rider	22.52
21	Zach Willen	SO-2	Columbia	22.62
22	Matthew Garrett	SR-4	Columbia	22.69
23	Xavier Hayletts	SO-2	FDU	22.70
24	Lucas Figuieredo	FR-1	Central Connecticut	22.70
25	Kenan Grant	FR-1	UAlbany	22.70
26	G Kire Goulding	JR-3	BYU	22.72
27	Jeffory Groth	SO-2	Colgate	22.82
28	Juan Barrera	SR-4	Point Park	23.05
29	Jake DeJulia	SO-2	Felician	23.09
30	Cleon Joseph	FR-1	Monroe University (NR)	23.23
31	Nick Felix	SR-4	Columbia	23.30

### Men 200m Dash Seeded Section 1

PL	NAME	YEAR	TEAM	TIME
2	Alex Taddeo	JR-3	Wagner	21.66
5	Ben Henry	JR-3	St. Joseph's (Pa.)	21.87
21	Zach Willen	SO-2	Columbia	22.62

### Men 200m Dash Seeded Section 2

PL	NAME	YEAR	TEAM	TIME
10	Austin Hernandez	JR-3	Army West Point	22.19
19	Jaxon Hammond	SO-2	Army West Point	22.49
25	Kena			22.70

### Men 200m Dash Seeded Section 3

PL	NAME	YEAR	TEAM	TIME
10	Steven Bado	SO-2	Rider	22.19
16	Mehdi Guerrah	SO-2	Essex CC	22.46
30	Cleon Joseph	FR-1	Monroe University (NR)	23.23
31	Nick Felix	SR-4	Columbia	23.30

### Men 200m Dash Seeded Section 4

PL	NAME	YEAR	TEAM	TIME
4	Ethan Eisner	SR-4	Colgate	21.84
6	Delano Gooden	SR-4	St. Peter's	21.96
14	Chad Dohl	FR-1	Army West Point	22.35
23	Xavier Hayletts	SO-2	FDU	22.70

### Men 200m Dash Seeded Section 5

PL	NAME	YEAR	TEAM	TIME
1	Riley Hunt	SR-4	BYU	21.58
3	Dwayne Fleming	SO-2	Monroe University (NR)	21.79
12	Jeusten Jourdain	JR-3	NJIT	22.21
24	Lucas Figuieredo	FR-1	Central Connecticut	22.70

### Men 200m Dash Seeded Section 6

PL	NAME	YEAR	TEAM	TIME
17	Sage Primus	JR-3	LIU	22.46
22	Matthew Garrett	SR-4	Columbia	22.69
26	G Kire Goulding	JR-3	BYU	22.72

### Men 200m Dash Seeded Section 7

PL	NAME	YEAR	TEAM	TIME
8	Elehchio Scott	JR-3	LIU	22.10
13	Owen Lang	FR-1	Army West Point	22.24
15	Simon Connors	SO-2	Colgate	22.39
27	Jeffory Groth	SO-2	Colgate	22.82

### Men 200m Dash Seeded Section 8

PL	NAME	YEAR	TEAM	TIME
----	------	------	------	------

PL	NAME	YEAR	TEAM	TIME
28	Juan Barrera	SR-4	Point Park	23.05

### Men 200m Dash Seeded Section 9

PL	NAME	YEAR	TEAM	TIME
7	Jose Davis-Whittaker	FR-1	UAlbany	22.08
9	Sam Ford	So	Maryland Unattached	22.12
18	Fred-Morgan Iheanacho	JR-3	UMBC	22.48
29	Jake DeJulia	SO-2	Felician	23.09

### Boys 200m Dash High School

Top↑

PL	NAME	YEAR	TEAM	TIME
1	Kasai Truitt	12	Odessa	22.54
2	David Holloway	11	Cornwall Central	22.76
3	Liam Buckley-Robinso	12	Hamden	22.89
4	Clayton Smith Jr.	10	Shenendehowa Central	22.94
5	Mason Swain	11	Burnt Hills-Ballston Lake	23.05
6	Caleb Rainey	11	Hall	23.07
6	Promise Kobela	12	Hilton Central	23.07
8	Ihsaan Alozie	12	Shenendehowa Central	23.14
9	Ilunga Salerno	11	Cornwall Central	23.20
10	Julian Cherundolo	12	Salesianum	23.34
11	Charles Prosser	9	Salesianum	23.36
12	Austin Thomas	11	Salesianum	23.40
13	William Alexis	10	Riverdale Country	23.41
14	Alex Kho	11	Riverdale Country	23.42
15	Jack Hannafin	11	Greenwich	23.44
16	Joseph Cacchione	11	Shenendehowa Central	23.50
17	Jabari Hypolite	11	Hamden	23.57
18	Daouda Kone	10	Franklin D. Roosevelt (NY)	23.58
19	Ryan Ficarra	11	Ramapo (NJ)	23.61
20	William Tulloch	11	Greenwich	23.73
21	Javen I			23.80

PL	NAME	YEAR	TEAM	TIME
22	William Baker	12	Hall	23.81
23	Daniel Silver	11	Greenwich	23.82
24	Lucas Russell	12	Hilton Central	23.87
25	Dylan Widmer	12	Northwestern	23.90
26	Matthew Panarella	11	Hall	23.98
27	Peyton Marshall	11	Burnt Hills-Ballston Lake	24.00
28	Tru Jones	11	Hamden	24.00
29	Chase Mellen	9	Salesianum	24.02
30	Jaylen Shaw	10	Shenendehowa Central	24.07
31	Nicholi Abbott	9	Shenendehowa Central	24.14
32	Gavin Blalock	9	Tatnall	24.16
33	Matthew Lee	11	Cornwall Central	24.18
34	Dylan Lloyd	11	Hall	24.19
35	Spencer Boucher-Zazzaro	10	Hall	24.20
36	tyree ross Jr.	12	Law Enforcement & Public	24.27
37	Nicholas Martschenko	11	Greenwich	24.30
38	Beya Salerno	9	Cornwall Central	24.34
39	Joseph Cintron	10	Shenendehowa Central	24.36
40	Qishuo Wang	11	Shenendehowa Central	24.37
41	Sean La Fave	11	Salesianum	24.39
42	EJ Cotton	9	Salesianum	24.43
43	David Akinnubi	12	Greenwich	24.48
44	Justen Tolbert	11	Cornwall Central	24.49
45	Mika Ferrales	11	Northern Highlands	24.50
46	Braxton Rocha	12	Hall	24.54
47	Jake Patrico	12	Ramapo (NJ)	24.55
48	Teddy Davey	12	Tatnall	24.57
49	Andrew Inocencio	11	Ramapo (NJ)	24.60
50	Ari Schuyler	12	Hall	24.77
51	Ben Be			24.91

PL	NAME	YEAR	TEAM	TIME
52	Joshua Alfonso	12	Franklin D. Roosevelt (NY)	24.93
53	Mason Puello	11	Hall	25.21
54	Trenton Huffman	10	Ramapo (NJ)	25.27
55	Casey O'Brien	12	Hall	25.37
56	Charles Norris	12	Tatnall	25.48
57	Jack Muhleisen	12	Ramapo (NJ)	25.55
58	Caleb Worrell	12	Hall	25.57
59	Taquan Cordieu	11	Northside Charter	25.70
60	James Jones	9	Hall	25.76
61	Aiden Winiarski	10	Hall	25.84
62	Raef Whalen	10	Hall	26.07
63	Sean Todd	11	Hall	26.41
64	Jaiden Young	12	Law Enforcement & Public	26.72
65	Nicholas Laporta	9	Hall	27.07
66	Anthony Hubbard	12	Hall	27.61
67	Andrew Rojas	10	Northside Charter	27.73
68	Devante Archer	10	Northside Charter	27.91
69	Gabriel Vazquez	10	Northside Charter	27.93
70	Alexander Lee	12	Hall	28.25
71	Sadon Garcia	9	Northside Charter	28.82
72	Matthew Rivera	9	Flushing	29.37
73	Ethan Sanchez	9	Flushing	30.88

### Boys 200m Dash High School Section 1

PL	NAME	YEAR	TEAM	TIME
1	Kasai Truitt	12	Odessa	22.54
3	Liam Buckley-Robinso	12	Hamden	22.89
5	Mason Swain	11	Burnt Hills-Ballston Lake	23.05
8	Ihsaan Alozie	12	Shenendehowa Central	23.14
13	William Alexis	10	Riverdale Country	23.41

Boys 200m

PL	NAME	YEAR	TEAM	TIME
2	David Holloway	11	Cornwall Central	22.76
4	Clayton Smith Jr.	10	Shenendehowa Central	22.94
9	Ilunga Salerno	11	Cornwall Central	23.20
14	Alex Kho	11	Riverdale Country	23.42
17	Jabari Hypolite	11	Hamden	23.57

### Boys 200m Dash High School Section 3

PL	NAME	YEAR	TEAM	TIME
6	Caleb Rainey	11	Hall	23.07
10	Julian Cherundolo	12	Salesianum	23.34
12	Austin Thomas	11	Salesianum	23.40
15	Jack Hannafin	11	Greenwich	23.44
20	William Tulloch	11	Greenwich	23.73

### Boys 200m Dash High School Section 4

PL	NAME	YEAR	TEAM	TIME
11	Charles Prosser	9	Salesianum	23.36
19	Ryan Ficarra	11	Ramapo (NJ)	23.61
27	Peyton Marshall	11	Burnt Hills-Ballston Lake	24.00
35	Spencer Boucher-Zazzaro	10	Hall	24.20
38	Beya Salerno	9	Cornwall Central	24.34

### Boys 200m Dash High School Section 5

PL	NAME	YEAR	TEAM	TIME
18	Daouda Kone	10	Franklin D. Roosevelt (NY)	23.58
23	Daniel Silver	11	Greenwich	23.82
29	Chase Mellen	9	Salesianum	24.02
31	Nicholi Abbott	9	Shenendehowa Central	24.14
32	Gavin Blalock	9	Tatnall	24.16
33	Matthew Lee	11	Cornwall Central	24.18

### Boys 200m Dash High School Section 6

PL	NAME	YEAR	TEAM	TIME
28	Tru J			24.00



PL	NAME	YEAR	TEAM	TIME
43	David Akinnubi	12	Greenwich	24.48
51	Ben Bellamy	9	Cornwall Central	24.91

### Boys 200m Dash High School Section 7

PL	NAME	YEAR	TEAM	TIME
16	Joseph Cacchione	11	Shenendehowa Central	23.50
21	Javen Davis	9	Franklin D. Roosevelt (NY)	23.80
36	tyree ross Jr.	12	Law Enforcement & Public	24.27
37	Nicholas Martschenko	11	Greenwich	24.30
49	Andrew Inocencio	11	Ramapo (NJ)	24.60

### Boys 200m Dash High School Section 8

PL	NAME	YEAR	TEAM	TIME
22	William Baker	12	Hall	23.81
25	Dylan Widmer	12	Northwestern	23.90
34	Dylan Lloyd	11	Hall	24.19
40	Qishuo Wang	11	Shenendehowa Central	24.37
48	Teddy Davey	12	Tatnall	24.57
67	Andrew Rojas	10	Northside Charter	27.73

### Boys 200m Dash High School Section 9

PL	NAME	YEAR	TEAM	TIME
26	Matthew Panarella	11	Hall	23.98
30	Jaylen Shaw	10	Shenendehowa Central	24.07
39	Joseph Cintron	10	Shenendehowa Central	24.36
41	Sean La Fave	11	Salesianum	24.39
46	Braxton Rocha	12	Hall	24.54
52	Joshua Alfonso	12	Franklin D. Roosevelt (NY)	24.93

### Boys 200m Dash High School Section 10

PL	NAME	YEAR	TEAM	TIME
24	Lucas Russell	12	Hilton Central	23.87
42	EJ Cotton	9	Salesianum	24.43

PL	NAME	YEAR	TEAM	TIME
44	Justen Tolbert	11	Cornwall Central	24.49
53	Mason Puello	11	Hall	25.21
55	Casey O'Brien	12	Hall	25.37

### Boys 200m Dash High School Section 11

PL	NAME	YEAR	TEAM	TIME
45	Mika Ferrales	11	Northern Highlands	24.50
47	Jake Patrico	12	Ramapo (NJ)	24.55
54	Trenton Huffman	10	Ramapo (NJ)	25.27
59	Taquan Cordieu	11	Northside Charter	25.70
60	James Jones	9	Hall	25.76
62	Raef Whalen	10	Hall	26.07

### Boys 200m Dash High School Section 12

PL	NAME	YEAR	TEAM	TIME
50	Ari Schuyler	12	Hall	24.77
56	Charles Norris	12	Tatnall	25.48
57	Jack Muhleisen	12	Ramapo (NJ)	25.55
58	Caleb Worrell	12	Hall	25.57
61	Aiden Winiarski	10	Hall	25.84
65	Nicholas Laporta	9	Hall	27.07

### Boys 200m Dash High School Section 13

PL	NAME	YEAR	TEAM	TIME
63	Sean Todd	11	Hall	26.41
64	Jaiden Young	12	Law Enforcement & Public	26.72
66	Anthony Hubbard	12	Hall	27.61
69	Gabriel Vazquez	10	Northside Charter	27.93
70	Alexander Lee	12	Hall	28.25

### Boys 200m Dash High School Section 14

PL	NAME	YEAR	TEAM	TIME
6	Promise Kobela	12	Hilton Central	23.07
68	Deva			27.91

PL	NAME	YEAR	TEAM	TIME
71	Sadon Garcia	9	Northside Charter	28.82
72	Matthew Rivera	9	Flushing	29.37
73	Ethan Sanchez	9	Flushing	30.88

## Men 200m Dash Open

Top↑

PL	NAME	YEAR	TEAM	TIME
1	Haydn Brotschi	JR-3	Columbia	22.16
2	Matthew Morales	So	06-Unattached	22.40
3	Levi Ferrell	FR-1	Army West Point	22.47
4	Cameron Washington	SO-2	Iona	22.48
5	Chazz Alexander	SO-2	Essex CC	22.59
6	Jayden Jessee	FR-1	BYU	22.65
7	Aleix Fuchs	SO-2	Wagner	22.66
8	Kymoy Phillip	JR-3	Central Connecticut	22.71
9	Patrez Thomas	SR-4	Lehigh	22.72
10	Dylan Foster	FR-1	Army West Point	22.72
11	Evan Newcomer	FR-1	Army West Point	22.73
12	David Sedrak	SO-2	Lehigh	22.76
13	Huston Powers	FR-1	Army West Point	22.84
14	Harrison Goldenberg	FR-1	Columbia	22.86
15	Jaden Hobbs	FR-1	Wagner	22.86
16	Dylan Donegan	FR-1	Iona	22.86
17	Evans Linzey	Fr	59-Unattached	22.89
18	Collins O'Mae		Unattached	22.90
19	Sanjay Weekes	FR-1	Essex CC	22.96
20	Josiah Williams	JR-3	Columbia	22.97
21	Samuel Whalen	SO-2	Staten Island	23.00
22	Guyon Young	FR-1	Army West Point	23.08
23	Steven Elcock	JR-3	Staten Island	23.09
24	Joshua Gregory	JR-3	Johns Hopkins	23.10

Centennial

PL	NAME	YEAR	TEAM	TIME
25	Michael Delgallego-Fico	FR-1	Monmouth	23.14
26	Thomas Bonsignore	FR-1	Manhattan	23.15
27	Jaiden Bradshaw	SO-2	Manhattan	23.17
28	Caleb McGarity	SO-2	Army West Point	23.19
29	Nick Runfola	FR-1	Staten Island	23.25
29	Ronald White	JR-3	Army West Point	23.25
31	Kambinachi Obiohi	JR-3	Columbia	23.30
32	Alexander Pasulka	FR-1	Army West Point	23.34
33	Alberic Gbaguidi	JR-3	Manhattan	23.36
34	Chase Kaufman	FR-1	Colgate	23.38
35	Lekh Desai	JR-3	LIU	23.39
35	Jeremy Hobbs	FR-1	Wagner	23.39
37	Marcus Chu	FR-1	Colgate	23.40
38	Gavin Andrews	FR-1	La Salle	23.44
39	Jake Carrubba	SR-4	St. Joseph's (Pa.)	23.48
40	Jayden Brown	FR-1	Central Connecticut	23.49
41	Evan Dias	FR-1	La Salle	23.50
42	Shevon Walker		Central Park Track Club (	23.57
43	Adrian Rheam	FR-1	Army West Point	23.58
44	Jonathan Bennett	SR-4	Lehigh	23.61
45	Tsubasa Tsuzuki		South Side Track Club	23.66
46	Ethan Przygoda	SR-4	Rider	23.68
47	Kamar Sutherland	FR-1	Point Park	23.76
48	Joe Surozenski	FR-1	Iona	23.78
49	Devir Britton	FR-1	Felician	23.84
50	Brian Oduor	SR-4	Manhattan	23.90
51	Jack Geislinger	FR-1	Army West Point	24.15
52	Jonathan Carman	SO-2	Wagner	24.23
53	Abraham			

PL	NAME	YEAR	TEAM	TIME
54	Alexandre Chemin		South Side Track Club	24.73
55	Diego Solano		Unattached	24.76
56	Felixon Elubin	FR-1	Monroe University (NR)	25.09
57	Luca Sturgeon	SR-4	Colgate	28.72
	Marco Spiniello	FR-1	Point Park	FS

### Men 200m Dash Open Section 1

PL	NAME	YEAR	TEAM	TIME
9	Patrez Thomas	SR-4	Lehigh	22.72
19	Sanjay Weekes	FR-1	Essex CC	22.96
25	Michael Delgallego-Fico	FR-1	Monmouth	23.14
34	Chase Kaufman	FR-1	Colgate	23.38

### Men 200m Dash Open Section 2

PL	NAME	YEAR	TEAM	TIME
5	Chazz Alexander	SO-2	Essex CC	22.59
10	Dylan Foster	FR-1	Army West Point	22.72

### Men 200m Dash Open Section 3

PL	NAME	YEAR	TEAM	TIME
7	Aleix Fuchs	SO-2	Wagner	22.66
11	Evan Newcomer	FR-1	Army West Point	22.73
22	Guyon Young	FR-1	Army West Point	23.08
48	Joe Surozenski	FR-1	Iona	23.78

### Men 200m Dash Open Section 4


PL	NAME	YEAR	TEAM	TIME
29	Ronald White	JR-3	Army West Point	23.25
35	Lekh Desai	JR-3	LIU	23.39
44	Jonathan Bennett	SR-4	Lehigh	23.61
47	Kamar Sutherland	FR-1	Point Park	23.76
55	Diego Solano		Unattached	24.76

### Men 200m Dash Open Section 5

--	--	--	--	--

PL	NAME	YEAR	TEAM	TIME
2	Matthew Morales	So	06-Unattached	22.40
6	Jayden Jessee	FR-1	BYU	22.65
31	Kambinachi Obiohi	JR-3	Columbia	23.30
33	Alberic Gbaguidi	JR-3	Manhattan	23.36
49	Devir Britton	FR-1	Felician	23.84

### Men 200m Dash Open Section 6

PL	NAME	YEAR	TEAM	TIME
14	Harrison Goldenberg	FR-1	Columbia	22.86
24	Joshua Gregory	JR-3	Johns Hopkins	23.10  Centennial
32	Alexander Pasulka	FR-1	Army West Point	23.34
41	Evan Dias	FR-1	La Salle	23.50
43	Adrian Rheam	FR-1	Army West Point	23.58

### Men 200m Dash Open Section 7

PL	NAME	YEAR	TEAM	TIME
4	Cameron Washington	SO-2	Iona	22.48
8	Kymoy Phillip	JR-3	Central Connecticut	22.71
18	Collins O'Mae		Unattached	22.90
27	Jaiden Bradshaw	SO-2	Manhattan	23.17

### Men 200m Dash Open Section 8

PL	NAME	YEAR	TEAM	TIME
16	Dylan Donegan	FR-1	Iona	22.86

45	Tsubasa Tsuzuki		South Side Track Club	23.66
----	-----------------	--	-----------------------	-------

### Men 200m Dash Open Section 9

PL	NAME	YEAR	TEAM	TIME
23	Steven Elcock	JR-3	Staten Island	23.09
37	Marcus Chu	FR-1	Colgate	23.40
50	Brian Oduor	SR-4	Manhattan	23.90

Men 200m I

PL	NAME	YEAR	TEAM	TIME
40	Jayden Brown	FR-1	Central Connecticut	23.49
57	Luca Sturgeon	SR-4	Colgate	28.72
	Marco Spiniello	FR-1	Point Park	FS

### Men 200m Dash Open Section 11

PL	NAME	YEAR	TEAM	TIME
15	Jaden Hobbs	FR-1	Wagner	22.86
21	Samuel Whalen	SO-2	Staten Island	23.00
28	Caleb McGarity	SO-2	Army West Point	23.19
46	Ethan Przygoda	SR-4	Rider	23.68

### Men 200m Dash Open Section 12

PL	NAME	YEAR	TEAM	TIME
1	Haydn Brotschi	JR-3	Columbia	22.16
35	Jeremy Hobbs	FR-1	Wagner	23.39
42	Shevon Walker		Central Park Track Club (	23.57

### Men 200m Dash Open Section 13

PL	NAME	YEAR	TEAM	TIME
3	Levi Ferrell	FR-1	Army West Point	22.47
13	Huston Powers	FR-1	Army West Point	22.84
17	Evans Linzey	Fr	59-Unattached	22.89
20	Josiah Williams	JR-3	Columbia	22.97
53	Abraham Saywon	FR-1	Monroe University (NR)	24.48

### Men 200m Dash Open Section 14

PL	NAME	YEAR	TEAM	TIME
12	David Sedrak	SO-2	Lehigh	22.76
38	Gavin Andrews	FR-1	La Salle	23.44
51	Jack Geislinger	FR-1	Army West Point	24.15
54	Alexandre Chemin		South Side Track Club	24.73

### Men 200m Dash Open Section 15

PL	NAME	YEAR	TEAM	TIME
26	Thoma			23.15

PL	NAME	YEAR	TEAM	TIME
29	Nick Runfola	FR-1	Staten Island	23.25
39	Jake Carrubba	SR-4	St. Joseph's (Pa.)	23.48
52	Jonathan Carman	SO-2	Wagner	24.23
56	Felixon Elubin	FR-1	Monroe University (NR)	25.09

### Men 200m Dash Invitational

Top↑

PL	NAME	YEAR	TEAM	TIME
1	Nigel Green	12	Garden State Track Club	21.28
2	Logan Hubler	JR-3	BYU	21.56
3	Cashieve Blair	JR-3	St. Peter's	21.66
4	Jolon O'Connor		Central Park Track Club (	21.76
5	Joshua Duncan	SO-2	Army West Point	21.86
6	Rajahn Dixon	FR-1	Rowan	21.88 ✓
7	Noah Colangelo	SO-2	Central Connecticut	21.92
8	Darion Lopez	SR-4	Manhattan	22.00
9	Giovanni Wearing	JR-3	Wisconsin	22.40
10	Matthew Mazero	JR-3	Columbia	22.52
	Elliott Harris	SR-4	Wisconsin	DNF

### Men 200m Dash Invitational Section 1

PL	NAME	YEAR	TEAM	TIME
2	Logan Hubler	JR-3	BYU	21.56
4	Jolon O'Connor		Central Park Track Club (	21.76
5	Joshua Duncan	SO-2	Army West Point	21.86

### Men 200m Dash Invitational Section 2

PL	NAME	YEAR	TEAM	TIME
3	Cashieve Blair	JR-3	St. Peter's	21.66
6	Rajahn Dixon	FR-1	Rowan	21.88 ✓
7	Noah Colangelo	SO-2	Central Connecticut	21.92
8	Darion Lopez	SR-4	Manhattan	22.00

### Men 200m Dash Invitational Section 3

--	--	--	--	--



PL	NAME	YEAR	TEAM	TIME
1	Nigel Green	12	Garden State Track Club	21.28
9	<a href="#">Giovanni Wearing</a>	JR-3	<a href="#">Wisconsin</a>	22.40
10	<a href="#">Matthew Mazero</a>	JR-3	<a href="#">Columbia</a>	22.52
	<a href="#">Elliott Harris</a>	SR-4	<a href="#">Wisconsin</a>	DNF

## Boys 400m Dash High School

Top↑

PL	NAME	YEAR	TEAM	TIME
1	Charles Dalles	11	Coginchaug	50.43
2	Hunter Kane	11	Columbia Grammar & Prep	50.54
3	Nicholas Bailey	11	West Springfield	50.90
4	Keith Jenerette	12	Odessa	51.16
5	Tristan Strand	11	Riverdale Country	51.26
6	Isaiah Lefers	11	Hamden	51.55
7	Nicholas Almeida	12	Monroe-New Rochelle (N.Y.)	51.63
8	Javen Davis	9	Franklin D. Roosevelt (NY)	51.74
9	Alex Kho	11	Riverdale Country	51.87
10	Christian Walker	12	Queens HS of Teaching	51.93
11	Benjamin Cohen	10	Hall	52.06
12	Louis Meade	12	Monroe-New Rochelle (N.Y.)	52.21
13	Richard Nartey	12	Hamden	52.25
14	Noah Zehavi	11	Monroe-New Rochelle (N.Y.)	52.40
15	Kyler Roberts	10	West Springfield	52.51
16	Derick Belle	11	Odessa	52.55
17	Jeron Collazo	12	E.O. Smith	53.16
18	Caleb Rainey	11	Hall	53.21
19	Eli Ecret	12	Salesianum	53.25
20	Max Nafus	10	Burnt Hills-Ballston Lake	53.30
21	Joseph Cacchione	11	Shenendehowa Central	53.52
22	William Alexis	10	Riverdale Country	53.67
23	Ryker Bradt	11	Burnt Hills-Ballston Lake	53.79
24	Daouda			53.92

PL	NAME	YEAR	TEAM	TIME
25	Jayden Bradt	11	Burnt Hills-Ballston Lake	53.99
26	Elijah Perry	11	Hall	54.19
27	Andrew Rojas	10	Northside Charter	54.75
28	Teddy Davey	12	Tatnall	55.01
29	Hudson Stehle	11	Franklin D. Roosevelt (NY)	55.13
30	Zachary Powers	11	Shenendehowa Central	55.30
31	Abdulla Muhammad	12	Queens HS of Teaching	55.87
32	Tommy Adams	10	Salesianum	55.93
33	Charles Norris	12	Tatnall	56.10
34	Kaiyo Sharkey	10	Hall	56.19
35	Aiden Jean-Marie	10	Cornwall Central	56.59
36	Weston Sisk	9	Hall	57.67
37	Kaleb Kain	10	Salesianum	57.78
38	Noah Twist	9	Hall	58.19
39	Matheus Oliveira Castro	11	Hall	58.44
40	Jeremi Palma Mena	9	Hall	59.04
41	Isaac Jackson	11	Hall	59.12
42	James Alerte	10	Hall	59.89
43	Evan Schuyler	9	Hall	1:00.00
44	Anthony Cunha	10	Hall	1:05.00

### Boys 400m Dash High School Section 1

PL	NAME	YEAR	TEAM	TIME
3	Nicholas Bailey	11	West Springfield	50.90
5	Tristan Strand	11	Riverdale Country	51.26
7	Nicholas Almeida	12	Monroe-New Rochelle (N.Y.)	51.63
9	Alex Kho	11	Riverdale Country	51.87
17	Jeron Collazo	12	E.O. Smith	53.16
22	William Alexis	10	Riverdale Country	53.67

### Boys 400m Dash High School Section 2

PL	NAME	YEAR	TEAM	TIME

PL	NAME	YEAR	TEAM	TIME
1	Charles Dalles	11	Coginchaug	50.43
2	Hunter Kane	11	Columbia Grammar & Prep	50.54
4	Keith Jenerette	12	Odessa	51.16
10	Christian Walker	12	Queens HS of Teaching	51.93
12	Louis Meade	12	Monroe-New Rochelle (N.Y.	52.21
15	Kyler Roberts	10	West Springfield	52.51

### Boys 400m Dash High School Section 3

PL	NAME	YEAR	TEAM	TIME
6	Isaiah Lefers	11	Hamden	51.55
8	Javen Davis	9	Franklin D. Roosevelt (NY	51.74
13	Richard Nartey	12	Hamden	52.25
14	Noah Zehavi	11	Monroe-New Rochelle (N.Y.	52.40
18	Caleb Rainey	11	Hall	53.21

### Boys 400m Dash High School Section 4

PL	NAME	YEAR	TEAM	TIME
16	Derick Belle	11	Odessa	52.55
19	Eli Ecret	12	Salesianum	53.25
20	Max Nafus	10	Burnt Hills-Ballston Lake	53.30

21	Joseph Cacchione	11	Shenendehowa Central	53.52
30	Zachary Powers	11	Shenendehowa Central	55.30
31	Abdulla Muhammad	12	Queens HS of Teaching	55.87

### Boys 400m Dash High School Section 5

PL	NAME	YEAR	TEAM	TIME
11	Benjamin Cohen	10	Hall	52.06
24	Daouda Kone	10	Franklin D. Roosevelt (NY	53.92
28	Teddy Davey	12	Tatnall	55.01
29	Hudson Stehle	11	Franklin D. Roosevelt (NY	55.13

Boys 400m

PL	NAME	YEAR	TEAM	TIME
23	Ryker Bradt	11	Burnt Hills-Ballston Lake	53.79
25	Jayden Bradt	11	Burnt Hills-Ballston Lake	53.99
26	Elijah Perry	11	Hall	54.19
34	Kaiyo Sharkey	10	Hall	56.19
35	Aiden Jean-Marie	10	Cornwall Central	56.59
37	Kaleb Kain	10	Salesianum	57.78

### Boys 400m Dash High School Section 7

PL	NAME	YEAR	TEAM	TIME
32	Tommy Adams	10	Salesianum	55.93
33	Charles Norris	12	Tatnall	56.10
39	Matheus Oliveira Castro	11	Hall	58.44
40	Jeremi Palma Mena	9	Hall	59.04
41	Isaac Jackson	11	Hall	59.12

### Boys 400m Dash High School Section 8

PL	NAME	YEAR	TEAM	TIME
27	Andrew Rojas	10	Northside Charter	54.75

36	Weston Sisk	9	Hall	57.67
38	Noah Twist	9	Hall	58.19
42	James Alerte	10	Hall	59.89
43	Evan Schuyler	9	Hall	1:00.00
44	Anthony Cunha	10	Hall	1:05.00

### Boys 400m Dash HS Invitational

Top↑

PL	NAME	YEAR	TEAM	TIME
1	Jordaine Johnson		Bay Shore-NY	47.07
2	James Ciaccio		Princeton-NJ	48.31
3	Sebastian Perez		Princeton-NJ	49.09
4	Jayden Feaster		Farmingville-NY	49.76
5	Jorda			51.03

PL	NAME	YEAR	TEAM	TIME
6	Rashaun Uche		Queens-NY	51.07

## Men 400m Dash Seeded

Top↑

PL	NAME	YEAR	TEAM	TIME
1	<a href="#">Andrew Beers</a>	FR-1	Monmouth	48.70
2	<a href="#">Rajahn Dixon</a>	FR-1	Rowan	49.11 ✓
3	<a href="#">Samael Milevoix</a>	SR-4	Rowan	49.25 ✓
4	<a href="#">Isaiah Chapman</a>	SR-4	Maryland	49.40
5	<a href="#">Pietro Carpentari</a>	FR-1	NJIT	49.54
6	<a href="#">Arjanvir Singh</a>	SO-2	Wagner	49.61
7	<a href="#">Julio Martinez</a>	SO-2	UAlbany	49.88
8	<a href="#">Chris Manzo</a>	FR-1	St. Joseph's (Pa.)	49.94
9	<a href="#">Alex Colletti</a>	SO-2	Johns Hopkins	50.03  Centennial
10	<a href="#">Naim Benson</a>	FR-1	Rider	50.22
11	<a href="#">Jack Gallagher</a>	JR-3	UAlbany	50.33
12	<a href="#">Spencer Ye</a>	SO-2	Johns Hopkins	50.49  Centennial
13	<a href="#">Christopher Marshall</a>	12	BENSWIC	50.52
14	<a href="#">Luke Noss</a>	JR-3	St. Joseph's (Pa.)	50.52
15	<a href="#">Braylon Wilkerson</a>		Central Park Track Club (	50.58
16	<a href="#">Tinashe Bure</a>	SO-2	Monroe University (NR)	50.90
17	<a href="#">James Mackey</a>	JR-3	St. Joseph's (Pa.)	50.98
18	<a href="#">Connor Ziolkowski</a>	SO-2	St. Peter's	51.00
19	<a href="#">Jaiden Bradshaw</a>	SO-2	Manhattan	51.16
20	<a href="#">Christian Gabriel</a>	FR-1	Monroe University (NR)	51.24
21	<a href="#">Lossenie Fofana</a>	JR-3	NJIT	51.25
22	<a href="#">Damian Bebber</a>	FR-1	Army West Point	51.33
23	<a href="#">Solomon M. Small</a>	12	Unattached	51.36
24	<a href="#">Matthew Richman</a>	SO-2	Rider	51.38
25	<a href="#">Nathan</a>			

PL	NAME	YEAR	TEAM	TIME
26	Jordany Dely	SR-4	New Haven	51.41
27	Jake DeJulia	SO-2	Felician	51.63
28	Cole Robertson	SO-2	Central Connecticut	51.79
29	Jabari Barriffe	JR-3	UAlbany	51.84
30	Brian Oduor	SR-4	Manhattan	51.87
31	Maxwell Czarnecki	SO-2	Central Connecticut	51.90
32	Robbie Tormo	JR-3	NJIT	51.94
33	Axel Rosado		Unattached	51.99
34	Sekai Lyken	SR-4	Rider	52.02
35	Harrison Goldenberg	FR-1	Columbia	52.09
36	Jake Carrubba	SR-4	St. Joseph's (Pa.)	52.25
37	Jeffory Groth	SO-2	Colgate	52.80
38	Joshua Antoine	SO-2	Colgate	52.90
39	Luca Sturgeon	SR-4	Colgate	53.11
40	Amair Buffaloe	SR-4	Felician	54.65

### Men 400m Dash Seeded Section 1

PL	NAME	YEAR	TEAM	TIME
7	Julio Martinez	SO-2	UAlbany	49.88
9	Alex Colletti	SO-2	Johns Hopkins	50.03  Centennial
15	Braylon Wilkerson		Central Park Track Club (	50.58
23	Solomon M. Small	12	Unattached	51.36
35	Harrison Goldenberg	FR-1	Columbia	52.09

### Men 400m Dash Seeded Section 2

PL	NAME	YEAR	TEAM	TIME
3	Samael Milevoix	SR-4	Rowan	49.25 ✓
4	Isaiah Chapman	SR-4	Maryland	49.40
16	Tinashe Bure	SO-2	Monroe University (NR)	50.90
37	Jeffor			52.80

### Men 400m Dash Seeded Section 3

PL	NAME	YEAR	TEAM	TIME
14	<a href="#">Luke Noss</a>	JR-3	<a href="#">St. Joseph's (Pa.)</a>	50.52
17	<a href="#">James Mackey</a>	JR-3	<a href="#">St. Joseph's (Pa.)</a>	50.98
38	<a href="#">Joshua Antoine</a>	SO-2	<a href="#">Colgate</a>	52.90

### Men 400m Dash Seeded Section 4

PL	NAME	YEAR	TEAM	TIME
12	<a href="#">Spencer Ye</a>	SO-2	<a href="#">Johns Hopkins</a>	50.49 
13	<a href="#">Christopher Marshall</a>	12	<a href="#">BENSWIC</a>	50.52
20	<a href="#">Christian Gabriel</a>	FR-1	<a href="#">Monroe University (NR)</a>	51.24
39	<a href="#">Luca Sturgeon</a>	SR-4	<a href="#">Colgate</a>	53.11

### Men 400m Dash Seeded Section 5

PL	NAME	YEAR	TEAM	TIME
1	<a href="#">Andrew Beers</a>	FR-1	<a href="#">Monmouth</a>	48.70
21	<a href="#">Lossenie Fofana</a>	JR-3	<a href="#">NJIT</a>	51.25
30	<a href="#">Brian Oduor</a>	SR-4	<a href="#">Manhattan</a>	51.87
31	<a href="#">Maxwell Czarnecki</a>	SO-2	<a href="#">Central Connecticut</a>	51.90
33	<a href="#">Axel Rosado</a>		<a href="#">Unattached</a>	51.99

### Men 400m Dash Seeded Section 6

PL	NAME	YEAR	TEAM	TIME
2	<a href="#">Rajahn Dixon</a>	FR-1	<a href="#">Rowan</a>	49.11 
5	<a href="#">Pietro Carpentari</a>	FR-1	<a href="#">NJIT</a>	49.54
11	<a href="#">Jack Gallagher</a>	JR-3	<a href="#">UAlbany</a>	50.33
28	<a href="#">Cole Robertson</a>	SO-2	<a href="#">Central Connecticut</a>	51.79

### Men 400m Dash Seeded Section 7

PL	NAME	YEAR	TEAM	TIME
18	<a href="#">Connor Ziolkowski</a>	SO-2	<a href="#">St. Peter's</a>	51.00
29	<a href="#">Jabari Barriffe</a>	JR-3	<a href="#">UAlbany</a>	51.84
36	<a href="#">Jake Carrubba</a>	SR-4	<a href="#">St. Joseph's (Pa.)</a>	52.25
40	<a href="#">Amair Buffaloe</a>	SR-4	<a href="#">Felician</a>	54.65

### Men 400m I

PL	NAME	YEAR	TEAM	TIME
19	Jaiden Bradshaw	SO-2	Manhattan	51.16
22	Damian Bebber	FR-1	Army West Point	51.33
25	Nathan Adkins	12	Unattached	51.39

### Men 400m Dash Seeded Section 9

PL	NAME	YEAR	TEAM	TIME
24	Matthew Richman	SO-2	Rider	51.38
26	Jordany Dely	SR-4	New Haven	51.41
32	Robbie Tormo	JR-3	NJIT	51.94
34	Sekai Lyken	SR-4	Rider	52.02

### Men 400m Dash Seeded Section 10

PL	NAME	YEAR	TEAM	TIME
6	Arjanvir Singh	SO-2	Wagner	49.61

8	Chris Manzo	FR-1	St. Joseph's (Pa.)	49.94
10	Naim Benson	FR-1	Rider	50.22
27	Jake DeJulia	SO-2	Felician	51.63

### Men 400m Dash Invitational

Top↑

PL	NAME	YEAR	TEAM	TIME
1	Marquis Miller	SR-4	UMBC	47.97
2	Haydn Brotschi	JR-3	Columbia	48.09
3	Elliott Harris	SR-4	Wisconsin	48.11
4	Ty Oustrich	SO-2	BYU	48.14
5	Ethan Eisner	SR-4	Colgate	48.17
6	Jace Jensen	JR-3	BYU	48.46
7	Jonah Heimuli	FR-1	BYU	48.50
8	William Freeman	SO-2	Monmouth	48.74
9	Ben Henry	JR-3	St. Joseph's (Pa.)	48.89
10	Aiden Baldelli	SO-2	Monmouth	49.20
11	Darren Cammauf	JR-3	St. Joseph's (Pa.)	49.45
12	Jordan			49.61



PL	NAME	YEAR	TEAM	TIME
13	<a href="#">Shawn Carter</a>	SR-4	<a href="#">Army West Point</a>	50.00

### Men 400m Dash Invitational Section 1

PL	NAME	YEAR	TEAM	TIME
3	<a href="#">Elliott Harris</a>	SR-4	<a href="#">Wisconsin</a>	48.11
5	<a href="#">Ethan Eisner</a>	SR-4	<a href="#">Colgate</a>	48.17
8	<a href="#">William Freeman</a>	SO-2	<a href="#">Monmouth</a>	48.74

### Men 400m Dash Invitational Section 2

PL	NAME	YEAR	TEAM	TIME
1	<a href="#">Marquis Miller</a>	SR-4	<a href="#">UMBC</a>	47.97
4	<a href="#">Ty Oustrich</a>	SO-2	<a href="#">BYU</a>	48.14

13	<a href="#">Shawn Carter</a>	SR-4	<a href="#">Army West Point</a>	50.00
----	------------------------------	------	---------------------------------	-------

### Men 400m Dash Invitational Section 3

PL	NAME	YEAR	TEAM	TIME
2	<a href="#">Haydn Brotschi</a>	JR-3	<a href="#">Columbia</a>	48.09
6	<a href="#">Jace Jensen</a>	JR-3	<a href="#">BYU</a>	48.46
7	<a href="#">Jonah Heimuli</a>	FR-1	<a href="#">BYU</a>	48.50

### Men 400m Dash Invitational Section 4

PL	NAME	YEAR	TEAM	TIME
9	<a href="#">Ben Henry</a>	JR-3	<a href="#">St. Joseph's (Pa.)</a>	48.89
10	<a href="#">Aiden Baldelli</a>	SO-2	<a href="#">Monmouth</a>	49.20
11	<a href="#">Darren Cammauf</a>	JR-3	<a href="#">St. Joseph's (Pa.)</a>	49.45
12	<a href="#">Jordan Ricketts</a>	SR-4	<a href="#">Monmouth</a>	49.61

### Men 400m Dash Pro-Elite

[Top↑](#)

PL	NAME	YEAR	TEAM	TIME
1	<a href="#">Eli Hazlett</a>	JR-3	<a href="#">BYU</a>	47.11
2	<a href="#">Josh Taylor</a>	JR-3	<a href="#">BYU</a>	47.63
3	<a href="#">Jalen Williams</a>	JR-3	<a href="#">Wisconsin</a>	48.27

### Men 400n

[Top↑](#)

PL	NAME	YEAR	TEAM	TIME
1	Chad Dohl	FR-1	Army West Point	50.33
2	Simeon Washington	FR-1	Marist	50.59
3	Ibrahima Diallo	JR-3	Staten Island	50.66
4	Karran Riley	FR-1	Staten Island	50.79
5	Joshua Lee	JR-3	Johns Hopkins	51.21  Centennial
6	Logan Haverkamp	SO-2	Lehigh	51.23
7	Marcus Chu	FR-1	Colgate	51.29
8	Adrian Rheam	FR-1	Army West Point	51.36
9	Thanh Nguyen	11	South Side Track Club	51.50
10	Trotman Kertes	JR-3	NJIT	51.54
11	Thomas Bonsignore	FR-1	Manhattan	51.59
12	Guyon Young	FR-1	Army West Point	51.61
13	Reed Dexter	SR-4	Marist	51.63
14	Anthony Barrett	FR-1	Monroe University (NR)	51.65
15	Amir Phelmetto	SO-2	New Haven	51.68
16	Huston Powers	FR-1	Army West Point	51.79
17	William Foley	SO-2	Rider	51.80
18	Nate Frederick	SO-2	Monmouth	51.86
19	Christopher Lynch	SO-2	Marist	51.87
20	Alexander Pasulka	FR-1	Army West Point	51.88
21	Dean Joseph	SO-2	FDU	52.03
22	Alan Laws		07-Unattached	52.03
23	Raymond Senatore	FR-1	Rider	52.11
24	Dante Rodney	JR-3	Wagner	52.15
25	Ethan Przygoda	SR-4	Rider	52.18
26	Christopher Purchia	SO-2	Manhattan	52.18
27	Will Terry	FR-1	Colgate	52.33
28	Simon Advento	SO-2	Marist	52.45
29	Lekh De			

PL	NAME	YEAR	TEAM	TIME
30	Jack Bretthauer	FR-1	Iona	52.58
31	Toby Wright	SR-4	Point Park	52.72
32	Christian Reid	SO-2	Point Park	52.73
33	Samson Dessalines	JR-3	Johns Hopkins	52.74  Centennial
34	Harry Jones	RS	Unattached	52.85
35	Edmund Lok	SO-2	Iona	53.08
36	Daniel Nixon	FR-1	New Haven	53.55
37	Zayden Williams	FR-1	Staten Island	53.64
38	Hamidou Samasa	SR-4	La Salle	53.75
39	Elijah Nuez	Fr	BENSWIC	53.87
40	George Lamanna	JR-3	Wagner	54.07
41	Evan Newcomer	FR-1	Army West Point	54.22
42	Deion McIntosh	SO-2	La Salle	54.33
43	Elijah Carswell	FR-1	Monroe University (NR)	54.43
44	Joshua Maurer	FR-1	Point Park	54.48
45	Christopher Maruyama	12	South Side Track Club	54.49
46	Nile Colson	SR-4	New Haven	54.81
47	Timothy Sondej	SO-2	NJIT	55.05
48	Ramsey Heredia	FR-1	Marist	55.56

### Men 400m Dash Open Section 1

PL	NAME	YEAR	TEAM	TIME
31	Toby Wright	SR-4	Point Park	52.72
32	Christian Reid	SO-2	Point Park	52.73
33	Samson Dessalines	JR-3	Johns Hopkins	52.74  Centennial
39	Elijah Nuez	Fr	BENSWIC	53.87

### Men 400m Dash Open Section 2

PL	NAME	YEAR	TEAM	TIME
1	Chad			50.33

PL	NAME	YEAR	TEAM	TIME
4	Karran Riley	FR-1	Staten Island	50.79
17	William Foley	SO-2	Rider	51.80
30	Jack Bretthauer	FR-1	Iona	52.58
35	Edmund Lok	SO-2	Iona	53.08

### Men 400m Dash Open Section 3

PL	NAME	YEAR	TEAM	TIME
5	Joshua Lee	JR-3	Johns Hopkins	51.21  Centennial
9	Thanh Nguyen	11	South Side Track Club	51.50
12	Guyon Young	FR-1	Army West Point	51.61

### Men 400m Dash Open Section 4

PL	NAME	YEAR	TEAM	TIME
8	Adrian Rheam	FR-1	Army West Point	51.36
13	Reed Dexter	SR-4	Marist	51.63
14	Anthony Barrett	FR-1	Monroe University (NR)	51.65
21	Dean Joseph	SO-2	FDU	52.03

### Men 400m Dash Open Section 5

PL	NAME	YEAR	TEAM	TIME
24	Dante Rodney	JR-3	Wagner	52.15
26	Christopher Purchia	SO-2	Manhattan	52.18
28	Simon Advento	SO-2	Marist	52.45
41	Evan Newcomer	FR-1	Army West Point	54.22
42	Deion McIntosh	SO-2	La Salle	54.33

### Men 400m Dash Open Section 6

PL	NAME	YEAR	TEAM	TIME
7	Marcus Chu	FR-1	Colgate	51.29
23	Raymond Senatore	FR-1	Rider	52.11
25	Ethan Przygoda	SR-4	Rider	52.18
34	Harry Jones	RS	Unattached	52.85
37	Zayd	FR-1	Staten Island	53.64

PL	NAME	YEAR	TEAM	TIME
46	Nile Colson	SR-4	New Haven	54.81

### Men 400m Dash Open Section 7

PL	NAME	YEAR	TEAM	TIME
3	Ibrahima Diallo	JR-3	Staten Island	50.66
6	Logan Haverkamp	SO-2	Lehigh	51.23
20	Alexander Pasulka	FR-1	Army West Point	51.88
27	Will Terry	FR-1	Colgate	52.33
29	Lekh Desai	JR-3	LIU	52.56
45	Christopher Maruyama	12	South Side Track Club	54.49

### Men 400m Dash Open Section 8

PL	NAME	YEAR	TEAM	TIME
----	------	------	------	------

10	Trotman Kertes	JR-3	NJIT	51.54
11	Thomas Bonsignore	FR-1	Manhattan	51.59
18	Nate Frederick	SO-2	Monmouth	51.86
19	Christopher Lynch	SO-2	Marist	51.87
36	Daniel Nixon	FR-1	New Haven	53.55
48	Ramsey Heredia	FR-1	Marist	55.56

### Men 400m Dash Open Section 9

PL	NAME	YEAR	TEAM	TIME
2	Simeon Washington	FR-1	Marist	50.59
15	Amir Phelmetto	SO-2	New Haven	51.68
16	Huston Powers	FR-1	Army West Point	51.79
44	Joshua Maurer	FR-1	Point Park	54.48

### Men 400m Dash Open Section 10

PL	NAME	YEAR	TEAM	TIME
22	Alan Laws		07-Unattached	52.03
38	Hamidou Samasa	SR-4	La Salle	53.75
40	Georg			54.07

PL	NAME	YEAR	TEAM	TIME
43	<a href="#">Elijah Carswell</a>	FR-1	<a href="#">Monroe University (NR)</a>	54.43
47	<a href="#">Timothy Sondej</a>	SO-2	<a href="#">NJIT</a>	55.05

### Men 800m Run Pro-Elite

Top↑

PL	NAME	YEAR	TEAM	TIME
1	<a href="#">Jonah Koech</a>		<a href="#">UA Misson Run Baltimore 8</a>	1:47.56
2	<a href="#">Alex Amankwah</a>		<a href="#">UA Misson Run Baltimore 8</a>	1:49.17
3	<a href="#">Luciano Fiore</a>		<a href="#">Atlanta TC</a>	1:49.40
4	<a href="#">Navasky Anderson</a>		<a href="#">UA Misson Run Baltimore 8</a>	1:49.74
5	<a href="#">Mouad Zahafi</a>		<a href="#">Morocco</a>	1:49.75
6	<a href="#">Shane Streich</a>		<a href="#">Atlanta TC</a>	1:50.24
7	<a href="#">Edose Ibadin</a>		<a href="#">UA Misson Run Baltimore 8</a>	1:50.33
8	<a href="#">Hazem Miawad</a>		<a href="#">EMPIRE ELITE TC</a>	1:50.77
9	<a href="#">Russell Dinkins</a>		<a href="#">USA</a>	1:52.69
	<a href="#">Austin Rios-Colon</a>	JR-3	<a href="#">Columbia</a>	DNF

### Men 800m Run Open

Top↑

PL	NAME	YEAR	TEAM	TIME
1	<a href="#">Tommy Silvester</a>	FR-1	<a href="#">St. Joseph's (Pa.)</a>	1:55.16
2	<a href="#">Chase Lopez</a>	FR-1	<a href="#">FDU</a>	1:55.59
3	<a href="#">Liam Schwabik</a>	FR-1	<a href="#">FDU</a>	1:55.60
4	<a href="#">Rasmus Jaeger</a>	FR-1	<a href="#">Manhattan</a>	1:55.72
5	<a href="#">Nigel Boboli</a>	SO-2	<a href="#">Wagner</a>	1:56.17
6	<a href="#">Langston Richardson</a>	JR-3	<a href="#">LIU</a>	1:56.25
7	<a href="#">Brandon Barreto</a>	SO-2	<a href="#">FDU</a>	1:56.43
8	<a href="#">Darin Cofield</a>	Sr	<a href="#">59-Unattached</a>	1:56.68
9	<a href="#">Irvin Marable</a>		<a href="#">Garden State Track Club</a>	1:56.84
10	<a href="#">Conor Jacob</a>	FR-1	<a href="#">Monmouth</a>	1:57.16
11	<a href="#">Jordan Taylor</a>	FR-1	<a href="#">Army West Point</a>	1:57.18
12	<a href="#">Josh Voorhees</a>	FR-1	<a href="#">Rider</a>	1:57.24
13	<a href="#">Austin Rios-Colon</a>	JR-3	<a href="#">Columbia</a>	1:57.32
14	<a href="#">Brady</a>			1:57.71

PL	NAME	YEAR	TEAM	TIME
15	Ignacio San Juan	FR-1	Wagner	1:58.38
16	Cortland Webb	FR-1	Rider	1:58.41
17	Matthew Ferreri	SO-2	Marist	1:58.56
18	John 'Jack' Gabrielle	SO-2	Colgate	1:58.60
19	Miles Chamberlain	FR-1	Marist	1:58.68
20	Brendan Lucey	SR-4	Manhattan	1:58.85
21	Jordan Leon		Unattached	1:58.97
21	Michael Hubert	SR-4	Wagner	1:58.97
23	Elijah Kiboma	JR-3	St. Peter's	1:59.01
24	Finn Kosich	SO-2	Colgate	1:59.09
25	Aidan LaTourette	SO-2	Lehigh	1:59.24
26	Peter Priestner	FR-1	Lehigh	1:59.32
27	Matthew Febles	SO-2	Fordham	1:59.38
28	Aike Van der Lei	FR-1	Point Park	1:59.44
29	Nick Athanasidy		Unattached	1:59.47
30	Davin Duffy	12	Unattached	1:59.90
31	Tarun Kovoov	12	Unattached	1:59.90
32	Justin Naylor	12	Unattached	2:00.20
33	Tyler Safstrom	SO-2	Central Connecticut	2:00.74
34	Schnyder Germain		Central Park Track Club (	2:00.99
35	Joshua Myers	FR-1	Colgate	2:01.74
36	Ethan Hood	SR-4	Lehigh	2:01.98
37	Chase Bowen	FR-1	Point Park	2:02.25
38	Justice Quainoo	SR-4	La Salle	2:02.69
38	Adam Guzman	SO-2	Manhattan	2:02.69
40	Josmy Cerda	JR-3	Staten Island	2:02.73
41	Liam Vasquez	FR-1	Monmouth	2:02.86
42	Daniel Barton	SO-2	Essex CC	2:03.25
43	Perry Balsamo	SR-4	LIU	2:04.04
44	Abdul			2:04.52

PL	NAME	YEAR	TEAM	TIME
45	Liam Dougherty	FR-1	NJIT	2:04.54
46	Talon Johnson	FR-1	Monmouth	2:05.64
47	Andrei Frigura	JR-3	La Salle	2:06.92

### Men 800m Run Open Section 1

PL	NAME	YEAR	TEAM	TIME
1	Tommy Silvester	FR-1	St. Joseph's (Pa.)	1:55.16
5	Nigel Boboli	SO-2	Wagner	1:56.17
6	Langston Richardson	JR-3	LIU	1:56.25
7	Brandon Barreto	SO-2	FDU	1:56.43
8	Darin Cofield	Sr	59-Unattached	1:56.68
11	Jordan Taylor	FR-1	Army West Point	1:57.18
13	Austin Rios-Colon	JR-3	Columbia	1:57.32
21	Michael Hubert	SR-4	Wagner	1:58.97

### Men 800m Run Open Section 2

PL	NAME	YEAR	TEAM	TIME
3	Liam Schwabik	FR-1	FDU	1:55.60
4	Rasmus Jaeger	FR-1	Manhattan	1:55.72
10	Conor Jacob	FR-1	Monmouth	1:57.16
12	Josh Voorhees	FR-1	Rider	1:57.24
14	Brady Smith	FR-1	Army West Point	1:57.71
15	Ignacio San Juan	FR-1	Wagner	1:58.38
17	Matthew Ferreri	SO-2	Marist	1:58.56
25	Aidan LaTourette	SO-2	Lehigh	1:59.24
27	Matthew Febles	SO-2	Fordham	1:59.38
34	Schnyder Germain		Central Park Track Club (	2:00.99
42	Daniel Barton	SO-2	Essex CC	2:03.25

### Men 800m Run Open Section 3

PL	NAME	YEAR	TEAM	TIME
9	Irvin Marable		Garden State Track Club	1:56.84
19	Miles (			1:58.68



PL	NAME	YEAR	TEAM	TIME
21	Jordan Leon		Unattached	1:58.97
24	Finn Kosich	SO-2	Colgate	1:59.09
28	Aike Van der Lei	FR-1	Point Park	1:59.44
29	Nick Athanasidy		Unattached	1:59.47
30	Davin Duffy	12	Unattached	1:59.90
37	Chase Bowen	FR-1	Point Park	2:02.25

#### Men 800m Run Open Section 4

PL	NAME	YEAR	TEAM	TIME
2	Chase Lopez	FR-1	FDU	1:55.59
16	Cortland Webb	FR-1	Rider	1:58.41
18	John 'Jack' Gabrielle	SO-2	Colgate	1:58.60

20	Brendan Lucey	SR-4	Manhattan	1:58.85
23	Elijah Kiboma	JR-3	St. Peter's	1:59.01
26	Peter Priestner	FR-1	Lehigh	1:59.32
31	Tarun Kovoor	12	Unattached	1:59.90
36	Ethan Hood	SR-4	Lehigh	2:01.98
40	Josmy Cerda	JR-3	Staten Island	2:02.73
45	Liam Dougherty	FR-1	NJIT	2:04.54

#### Men 800m Run Open Section 5

PL	NAME	YEAR	TEAM	TIME
32	Justin Naylor	12	Unattached	2:00.20
33	Tyler Safstrom	SO-2	Central Connecticut	2:00.74
35	Joshua Myers	FR-1	Colgate	2:01.74
38	Justice Quainoo	SR-4	La Salle	2:02.69
38	Adam Guzman	SO-2	Manhattan	2:02.69
41	Liam Vasquez	FR-1	Monmouth	2:02.86
43	Perry Balsamo	SR-4	LIU	2:04.04
44	Abdu			2:04.52

PL	NAME	YEAR	TEAM	TIME
46	<a href="#">Talon Johnson</a>	FR-1	<a href="#">Monmouth</a>	2:05.64
47	<a href="#">Andrei Frigura</a>	JR-3	<a href="#">La Salle</a>	2:06.92

## Boys 800m Run High School

Top↑

PL	NAME	YEAR	TEAM	TIME
1	Luke Pash	12	Ridgewood	1:53.23
2	Gavin Catherwood	12	Monroe-New Rochelle (N.Y.	1:56.79
3	Ronaldo Rodriguez Perez	12	Monroe-New Rochelle (N.Y.	1:57.07
4	Henry Frasca	10	The Masters	1:57.88
5	Gavin Smith	11	West Springfield	1:58.28
6	Ryan Newcomb	11	Greenwich	1:58.88
7	Jaden Medrano	12	Monroe-New Rochelle (N.Y.	1:59.05
8	Donovan Connole	12	Hall	1:59.25
9	Thijs Doot	12	Hall	2:00.48
10	Jonah Schulman	11	Hall	2:00.51
11	Jack McKenna	12	Ridgewood	2:00.59
12	Edison Dean	11	West Springfield	2:00.97
13	Joseph Chiosie	11	Monroe-New Rochelle (N.Y.	2:00.99
14	Mark Gaydos	10	West Springfield	2:01.61
15	Ethan Barnett	12	Odessa	2:02.06
16	Benjamin Hayes	11	Greenwich	2:02.64
17	Dylan Jelliffe	12	Greenwich	2:02.90
18	Maximus Fite	12	Hall	2:03.01
19	Seamus Deveney	12	Hall	2:03.06
20	Yohannes Dewander	12	Hall	2:03.25
21	Dylan McCarthy	11	Tatnall	2:03.32
22	Matthew Connole	12	Hall	2:03.35
23	Chase Nizielski	12	Greenwich	2:03.82
24	James Dempsey	10	Salesianum	2:03.88
25	Aidan Leary	11	Salesianum	2:03.99
26	Elias De			2:04.44

PL	NAME	YEAR	TEAM	TIME
27	Sebastian Haworth	12	West Springfield	2:04.57
28	Jack Seagroatt	12	Shenendehowa Central	2:05.26
29	Jonas Vinciguerra	11	Shenendehowa Central	2:05.54
30	Max Mattingly	10	E.O. Smith	2:06.12
31	Miguel Flores Ruiz	12	Hamden	2:06.16
32	Thomas Hurley	12	Franklin D. Roosevelt (NY	2:06.82
33	Andrew Wang	10	Riverdale Country	2:07.09
34	Luke Kain	12	Tatnall	2:07.55
35	Gavin Krumm	12	Franklin D. Roosevelt (NY	2:07.65
36	Maximilian Prince	11	Hall	2:08.03
37	Weston Macari	11	NEST+m	2:08.06
38	Alexander Brown	11	Ridgewood	2:08.48
39	Sam Fielding	11	Salesianum	2:08.64
40	Nicolas Osuna	11	Kingston	2:09.14
41	Leo Christopher	11	Shenendehowa Central	2:10.61
42	Greg Parseghian	12	Shenendehowa Central	2:10.78
43	Kieran Scully	11	Hall	2:11.63
44	William Von Lehe	11	Columbia Grammar & Prep	2:12.00
45	Adam Birchwood	12	Franklin D. Roosevelt (NY	2:12.16
46	Teddy Davey	12	Tatnall	2:12.91
47	Seamus Howard	10	Tatnall	2:13.80
48	Ian Wolfe	11	Hall	2:14.30
49	Amir Sahawneh	12	Franklin D. Roosevelt (NY	2:14.45
50	Phoenix Roman	11	Shenendehowa Central	2:14.74
51	Mohammed Yousif	12	Hall	2:14.74
52	Silas Cabinte	10	Riverdale Country	2:14.87
53	Cooper Thompson	12	Franklin D. Roosevelt (NY	2:14.88
54	Tyler Pudlik	12	Hall	2:15.10
55	Daniel Cibirka	11	Cornwall Central	2:15.50
56	Felix Fe			2:18.11

PL	NAME	YEAR	TEAM	TIME
57	Jacob Politis	11	Tatnall	2:18.46
58	Joshua Woodry	11	Shenendehowa Central	2:19.05
59	Erik Miller	10	Shenendehowa Central	2:19.50
60	Jack Ferrara	11	Cornwall Central	2:19.92
61	Damian Vega	10	Flushing	3:07.82

### Boys 800m Run High School Section 1

PL	NAME	YEAR	TEAM	TIME
1	Luke Pash	12	Ridgewood	1:53.23
2	Gavin Catherwood	12	Monroe-New Rochelle (N.Y.	1:56.79
3	Ronaldo Rodriguez Perez	12	Monroe-New Rochelle (N.Y.	1:57.07
4	Henry Frasca	10	The Masters	1:57.88
5	Gavin Smith	11	West Springfield	1:58.28
6	Ryan Newcomb	11	Greenwich	1:58.88
7	Jaden Medrano	12	Monroe-New Rochelle (N.Y.	1:59.05
8	Donovan Connole	12	Hall	1:59.25
11	Jack McKenna	12	Ridgewood	2:00.59

### Boys 800m Run High School Section 2

PL	NAME	YEAR	TEAM	TIME
9	Thijs Doot	12	Hall	2:00.48
10	Jonah Schulman	11	Hall	2:00.51
12	Edison Dean	11	West Springfield	2:00.97
15	Ethan Barnett	12	Odessa	2:02.06
17	Dylan Jelliffe	12	Greenwich	2:02.90
18	Maximus Fite	12	Hall	2:03.01
20	Yohannes Dewander	12	Hall	2:03.25
24	James Dempsey	10	Salesianum	2:03.88
28	Jack Seagroatt	12	Shenendehowa Central	2:05.26
37	Weston Macari	11	NEST+m	2:08.06

### Boys 800m Run High School Section 3

PL	NAME	YEAR	TEAM	TIME

PL	NAME	YEAR	TEAM	TIME
13	Joseph Chiosie	11	Monroe-New Rochelle (N.Y.	2:00.99
16	Benjamin Hayes	11	Greenwich	2:02.64
19	Seamus Deveney	12	Hall	2:03.06
21	Dylan McCarthy	11	Tatnall	2:03.32
22	Matthew Connole	12	Hall	2:03.35
23	Chase Nizielski	12	Greenwich	2:03.82
25	Aidan Leary	11	Salesianum	2:03.99
26	Elias Dean	10	West Springfield	2:04.44
30	Max Mattingly	10	E.O. Smith	2:06.12
33	Andrew Wang	10	Riverdale Country	2:07.09

#### Boys 800m Run High School Section 4

PL	NAME	YEAR	TEAM	TIME
14	Mark Gaydos	10	West Springfield	2:01.61
27	Sebastian Haworth	12	West Springfield	2:04.57
29	Jonas Vinciquerra	11	Shenendehowa Central	2:05.54
31	Miguel Flores Ruiz	12	Hamden	2:06.16
32	Thomas Hurley	12	Franklin D. Roosevelt (NY	2:06.82
34	Luke Kain	12	Tatnall	2:07.55
35	Gavin Krumm	12	Franklin D. Roosevelt (NY	2:07.65
36	Maximilian Prince	11	Hall	2:08.03
39	Sam Fielding	11	Salesianum	2:08.64
40	Nicolas Osuna	11	Kingston	2:09.14
42	Greg Parseghian	12	Shenendehowa Central	2:10.78

#### Boys 800m Run High School Section 5

PL	NAME	YEAR	TEAM	TIME
41	Leo Christopher	11	Shenendehowa Central	2:10.61
43	Kieran Scully	11	Hall	2:11.63
46	Teddy Davey	12	Tatnall	2:12.91
47	Seamus	12	Tatnall	2:13.80

PL	NAME	YEAR	TEAM	TIME
48	Ian Wolfe	11	Hall	2:14.30
49	Amir Sahawneh	12	Franklin D. Roosevelt (NY	2:14.45
51	Mohammed Yousif	12	Hall	2:14.74
52	Silas Cabinte	10	Riverdale Country	2:14.87
56	Felix Fernandez	10	Riverdale Country	2:18.11
60	Jack Ferrara	11	Cornwall Central	2:19.92

### Boys 800m Run High School Section 6

PL	NAME	YEAR	TEAM	TIME
38	Alexander Brown	11	Ridgewood	2:08.48
44	William Von Lehe	11	Columbia Grammar & Prep	2:12.00
45	Adam Birchwood	12	Franklin D. Roosevelt (NY	2:12.16

50	Phoenix Roman	11	Shenendehowa Central	2:14.74
53	Cooper Thompson	12	Franklin D. Roosevelt (NY	2:14.88
54	Tyler Pudlik	12	Hall	2:15.10
55	Daniel Cibirka	11	Cornwall Central	2:15.50
57	Jacob Politis	11	Tatnall	2:18.46
58	Joshua Woodry	11	Shenendehowa Central	2:19.05
59	Erik Miller	10	Shenendehowa Central	2:19.50
61	Damian Vega	10	Flushing	3:07.82

### Men 800m Run Invitational

Top↑

PL	NAME	YEAR	TEAM	TIME
1	<a href="#">Jacob Van Orden</a>	JR-3	<a href="#">Columbia</a>	1:49.59
2	<a href="#">Tyler Edson</a>	SO-2	<a href="#">UMBC</a>	1:50.07
3	<a href="#">Kasen Jeitz</a>	JR-3	<a href="#">Army West Point</a>	1:50.08
4	<a href="#">Hassan Abidi</a>	SR-4	<a href="#">UAlbany</a>	1:50.12
5	<a href="#">Jack Barchet</a>	SR-4	<a href="#">Maryland</a>	1:50.17
6	Eric Albright	Sr	Maryland Unattached	1:50.67
7	<a href="#">Julian A</a>			

PL	NAME	YEAR	TEAM	TIME
8	Zalen Nelson		EMPIRE ELITE TC	1:51.41
9	Jack Salisbury		EMPIRE ELITE TC	1:51.48
10	Colin Kelly		EMPIRE ELITE TC	1:51.90
11	Justin Gottlieb	SO-2	Columbia	1:51.90
12	Mikolaj Gancarz	SO-2	UAlbany	1:52.87
13	Ben Borchers	SO-2	Fordham	1:52.93
14	Dallas Hohney	SO-2	Rider	1:53.14
15	Nicholas Hayden	SO-2	Columbia	1:53.19
16	Max Lindgren		Unattached	1:53.27
17	Benjamin Horner	SR-4	Colgate	1:53.35
18	Quinn Worrell	JR-3	Lafayette	1:53.62
19	Aidan Budge	JR-3	Central Connecticut	1:53.72
20	Graham Phillips	SR-4	St. Joseph's (Pa.)	1:54.07
21	Joseph Ensor	FR-1	UMBC	1:54.30
22	Max Worley	Sr	Maryland Unattached	1:54.32
23	Elijah Smith	FR-1	St. Joseph's (Pa.)	1:54.56
24	Harrison Lavery	SO-2	Army West Point	1:54.74
25	Isaac Graber	SO-2	UAlbany	1:54.99
26	Jon Diaz		Unattached	1:55.17
27	Evan Kelly	SO-2	Johns Hopkins	1:55.41   Centennial
28	Aidan Hickey	SR-4	Fordham	1:55.55
29	Luke Riley	SR-4	Monmouth	1:55.61
30	Travis Delaney	JR-3	Manhattan	1:55.87
31	John Corrigan	SO-2	Fordham	1:55.96
32	Jack Musgrave	FR-1	Army West Point	1:55.97
33	Jeremiah LaDuca		Unattached	1:55.98
34	Aidan Lundberg	SO-2	UMBC	1:56.05
35	Chris Jernigan	FR-1	UAlbany	1:56.10
36	Fisayo			1:56.11  Centennial

PL	NAME	YEAR	TEAM	TIME
37	Josh Thaler	SR-4	St. Joseph's (Pa.)	1:56.73
38	Ryan McCauley	SR-4	Central Connecticut	1:57.35
39	Kenton Bachmann		EMPIRE ELITE TC	1:58.30
40	Jayden Greene	SR-4	St. Joseph's (Pa.)	1:59.33
41	Yariv Simhony	JR-3	Fordham	2:00.49
	Tom Wimmers		Unattached	DNF
	Colin Daly		Unattached	DNF
	Axel Rosado		Unattached	DNF
	Matt Morales		Central Park Track Club (	DNF

### Men 800m Run Invitational Section 1

PL	NAME	YEAR	TEAM	TIME
2	Tyler Edson	SO-2	UMBC	1:50.07
3	Kasen Jeitz	JR-3	Army West Point	1:50.08
4	Hassan Abidi	SR-4	UALbany	1:50.12
5	Jack Barchet	SR-4	Maryland	1:50.17
6	Eric Albright	Sr	Maryland Unattached	1:50.67
14	Dallas Hohney	SO-2	Rider	1:53.14
33	Jeremiah LaDuca		Unattached	1:55.98
	Colin Daly		Unattached	DNF

### Men 800m Run Invitational Section 2

PL	NAME	YEAR	TEAM	TIME
1	Jacob Van Orden	JR-3	Columbia	1:49.59
7	Julian Aske	SO-2	NYU	1:50.85 ✓
8	Zalen Nelson		EMPIRE ELITE TC	1:51.41
9	Jack Salisbury		EMPIRE ELITE TC	1:51.48
10	Colin Kelly		EMPIRE ELITE TC	1:51.90
11	Justin Gottlieb	SO-2	Columbia	1:51.90
26	Jon Diaz		Unattached	1:55.17
40	Jayde			1:59.33



### Men 800m Run Invitational Section 3


PL	NAME	YEAR	TEAM	TIME
13	<a href="#">Ben Borchers</a>	SO-2	<a href="#">Fordham</a>	1:52.93
15	<a href="#">Nicholas Hayden</a>	SO-2	<a href="#">Columbia</a>	1:53.19
16	Max Lindgren		Unattached	1:53.27
19	<a href="#">Aidan Budge</a>	JR-3	<a href="#">Central Connecticut</a>	1:53.72
22	Max Worley	Sr	Maryland Unattached	1:54.32
25	<a href="#">Isaac Graber</a>	SO-2	<a href="#">UAlbany</a>	1:54.99
28	<a href="#">Aidan Hickey</a>	SR-4	<a href="#">Fordham</a>	1:55.55
37	<a href="#">Josh Thaler</a>	SR-4	<a href="#">St. Joseph's (Pa.)</a>	1:56.73
39	Kenton Bachmann		EMPIRE ELITE TC	1:58.30
	Matt Morales		Central Park Track Club (	DNF

### Men 800m Run Invitational Section 4

PL	NAME	YEAR	TEAM	TIME
12	<a href="#">Mikolaj Gancarz</a>	SO-2	<a href="#">UAlbany</a>	1:52.87
17	<a href="#">Benjamin Horner</a>	SR-4	<a href="#">Colgate</a>	1:53.35
18	<a href="#">Quinn Worrell</a>	JR-3	<a href="#">Lafayette</a>	1:53.62
20	<a href="#">Graham Phillips</a>	SR-4	<a href="#">St. Joseph's (Pa.)</a>	1:54.07
21	<a href="#">Joseph Ensor</a>	FR-1	<a href="#">UMBC</a>	1:54.30
29	<a href="#">Luke Riley</a>	SR-4	<a href="#">Monmouth</a>	1:55.61
32	<a href="#">Jack Musgrave</a>	FR-1	<a href="#">Army West Point</a>	1:55.97
38	<a href="#">Ryan McCauley</a>	SR-4	<a href="#">Central Connecticut</a>	1:57.35
	Tom Wimmers		Unattached	DNF

### Men 800m Run Invitational Section 5

PL	NAME	YEAR	TEAM	TIME
23	<a href="#">Elijah Smith</a>	FR-1	<a href="#">St. Joseph's (Pa.)</a>	1:54.56
24	<a href="#">Harrison Lavery</a>	SO-2	<a href="#">Army West Point</a>	1:54.74
27	<a href="#">Evan Kelly</a>	SO-2	<a href="#">Johns Hopkins</a>	1:55.41   Centennial
30	<a href="#">Travis Delaney</a>	JR-3	<a href="#">Manhattan</a>	1:55.87
31	<a href="#">John Corrigan</a>	SO-2	<a href="#">Fordham</a>	1:55.96
34	<a href="#">Aidan L</a>			

PL	NAME	YEAR	TEAM	TIME
35	<a href="#">Chris Jernigan</a>	FR-1	<a href="#">UAlbany</a>	1:56.10
36	<a href="#">Fisayo Omonije</a>	JR-3	<a href="#">Johns Hopkins</a>	1:56.16  Centennial
41	<a href="#">Yariv Simhony</a>	JR-3	<a href="#">Fordham</a>	2:00.49
	Axel Rosado		Unattached	DNF

## Men's 1000 Meters

Top↑

PL	NAME	YEAR	TEAM	TIME
1	Trent Daniels		Farmingville-NY	2:26.88
2	Claudel Chery		Princeton-NJ	2:28.18
3	Henry Birge		Bay Shore-NY	2:29.02
4	Benjamin Pizarro		Princeton-NJ	2:29.26
5	Owen Blaisdell		Princeton-NJ	2:29.59
6	Nicolas Katsoulis		Farmingville-NY	2:31.44
7	Alexander Medina		Farmingville-NY	2:33.25
8	Ryan Tuohy		Princeton-NJ	2:33.97
9	Tristan Louvard		Farmingville-NY	2:34.65
	Ryan Boldi		Farmingville-NY	DNF

## Men's 1500 Meters

Top↑

PL	NAME	YEAR	TEAM	TIME
1	Cameron Myers		Nike	3:37.89
2	Adam Fogg		UA Misson Run Baltimore D	3:38.12
3	Festus Lagat		UA Mission Run Dark Sky	3:38.77
4	Amon Kemboi		Puma	3:38.85
5	Eric Holt		Puma	3:39.25
6	<a href="#">Justine Kipkoech</a>	FR-1	<a href="#">Eastern Kentucky</a>	3:40.31
7	Alexandre Selles		France	3:42.10
8	<a href="#">Adam Spencer</a>	SR-4	<a href="#">Wisconsin</a>	3:42.64
9	John Reniewicki		UA Misson Run Baltimore D	3:42.74
10	Ben Allen		EMPIRE ELITE TC	3:43.09
11	Damien Dilcher		UA Misson Run Baltimore D	3:43.35
12	Luke H			3:44.35

PL	NAME	YEAR	TEAM	TIME
13	Sean Dolan		Atlanta TC	3:49.04
	Alex Amankwah		UA Misson Run Baltimore 8	DNF

## Men 1 Mile Run Open


Top↑

PL	NAME	YEAR	TEAM	TIME
1	<a href="#">Emmanuel Leblond</a>	JR-3	<a href="#">Johns Hopkins</a>	4:10.06   Centennial
2	<a href="#">Jed Elmbarki</a>	SO-2	<a href="#">UAlbany</a>	4:12.20
3	Gabriel Puleo		Unattached	4:12.65
4	<a href="#">Tyler Tubman</a>	SO-2	<a href="#">Columbia</a>	4:12.66
5	Justin Depinto	Sr	Maryland Unattached	4:14.84
6	<a href="#">Brady Ott</a>	FR-1	<a href="#">Johns Hopkins</a>	4:14.85   Centennial
7	Cliff Carty	Sr	Maryland Unattached	4:14.93
8	<a href="#">Aiden Tomov</a>	SR-4	<a href="#">Johns Hopkins</a>	4:15.06   Centennial
9	Luke Coffin	So	Maryland Unattached	4:15.65
10	<a href="#">Josh Forrest</a>	SO-2	<a href="#">St. Joseph's (Pa.)</a>	4:15.72
11	<a href="#">Nico Grilli</a>	JR-3	<a href="#">Monmouth</a>	4:16.28
12	<a href="#">Fabian Herrera</a>	JR-3	<a href="#">NJIT</a>	4:16.30
13	Cameron Dickson		02-Unattached	4:17.24
14	<a href="#">Adam Furman</a>	SO-2	<a href="#">Army West Point</a>	4:17.25
15	<a href="#">Peter Fogarty</a>	JR-3	<a href="#">Iona</a>	4:17.28
16	<a href="#">Chris Jernigan</a>	FR-1	<a href="#">UAlbany</a>	4:17.39
17	<a href="#">Nick kuenkel</a>	FR-1	<a href="#">Monmouth</a>	4:17.65
18	<a href="#">Gavin Rossi</a>	FR-1	<a href="#">Monmouth</a>	4:17.67
19	<a href="#">Jannik Windelband</a>	SR-4	<a href="#">Point Park</a>	4:17.69
20	<a href="#">Michael Glavin</a>	SO-2	<a href="#">St. Joseph's (Pa.)</a>	4:18.05
21	<a href="#">Harrison Lavery</a>	SO-2	<a href="#">Army West Point</a>	4:18.33
22	<a href="#">Tyler Perry</a>	SR-4	<a href="#">Marist</a>	4:18.60
23	<a href="#">Daniel M</a>			


PL	NAME	YEAR	TEAM	TIME
24	Connor Oiler	JR-3	Johns Hopkins	4:18.94  Centennial
25	Ian Zalewski	FR-1	Lehigh	4:19.07
26	Florian Hinry	FR-1	Wagner	4:19.19
27	Charlie Hazlett	JR-3	La Salle	4:19.22
28	Tomek Przybylak	JR-3	St. Joseph's (Pa.)	4:19.40
29	Rowan Cassidy	JR-3	Johns Hopkins	4:19.53  Centennial
30	Parker Harris	FR-1	Army West Point	4:19.69
31	Johnny Sokoll	SR-4	Wagner	4:19.97
32	Anthony Petrillo	Sr	Maryland Unattached	4:20.18
33	James Martinez	JR-3	Monmouth	4:22.24
34	Nicholas Larson	SO-2	Colgate	4:23.26
35	William Mitchell	SO-2	NJIT	4:23.45
36	Anthony Dvorsky	SR-4	NJIT	4:24.00
37	Joey Mucci	SR-4	NJIT	4:24.62
38	Isaac Graber	SO-2	UAlbany	4:24.74
39	Aidan Gilmore	SR-4	Monmouth	4:24.91
40	Owen DeMatt	SO-2	Colgate	4:24.97
41	Tyler Ferlise	SO-2	Colgate	4:24.99
42	Tyler Robinson	FR-1	Colgate	4:25.05
43	Paul Corcoran		Unattached	4:25.54
44	Brandon Barreto	SO-2	FDU	4:25.91
45	Jared Voorhees	FR-1	Rider	4:26.40
46	Ryan Rafferty		Shore Athletic	4:26.53
47	Chase Lopez	FR-1	FDU	4:27.58
48	Joseph Branderbit	SR-4	La Salle	4:27.59
49	Liam Davis	SO-2	Colgate	4:27.83
50	Raffi Buchakjian	SO-2	Marist	4:27.95
51	Aike Van der Lei	FR-1	Point Park	4:28.45
52	Christie			


PL	NAME	YEAR	TEAM	TIME
53	Ethan Willard	FR-1	Monmouth	4:29.36
54	Lucas Rohde	FR-1	Fordham	4:29.55
55	Steve Hines	SR-4	UAlbany	4:29.69
56	Daniel Wilson	SO-2	NJIT	4:29.83
57	Chase Bowen	FR-1	Point Park	4:30.19
58	Trevor Ehrlicher	SO-2	FDU	4:30.81
59	Ricky Lee	FR-1	La Salle	4:31.26
60	Rishi Shadaksharappa	12	Westchester Wolves	4:31.42
61	Ryan Bailor	FR-1	LIU	4:31.84
62	Eric Marquez	FR-1	Wagner	4:32.84
63	Drew Bowker	FR-1	Monmouth	4:33.55
64	Steven Viera	JR-3	Marist	4:35.87
65	Justin Naylor	12	Unattached	4:36.75
66	Wayne Stephenson	SR-4	Staten Island	4:43.15
67	Matteo Ruiz	12	06-Unattached	5:01.75
	Kenny Wanlass	SO-2	Johns Hopkins	DNF
	Ian Moore	SR-4	Monmouth	DNF

### Men 1 Mile Run Open Section 1

PL	NAME	YEAR	TEAM	TIME
1	Emmanuel Leblond	JR-3	Johns Hopkins	4:10.06   Centennial
2	Jed Elmbarki	SO-2	UAlbany	4:12.20
3	Gabriel Puleo		Unattached	4:12.65
4	Tyler Tubman	SO-2	Columbia	4:12.66
6	Brady Ott	FR-1	Johns Hopkins	4:14.85   Centennial
14	Adam Furman	SO-2	Army West Point	4:17.25
27	Charlie Hazlett	JR-3	La Salle	4:19.22
31	Johnny Sokoll	SR-4	Wagner	4:19.97
33	James Martinez	JR-3	Monmouth	4:22.24
49	Liam D			

Men 1 Mile

PL	NAME	YEAR	TEAM	TIME
8	<a href="#">Aiden Tomov</a>	SR-4	<a href="#">Johns Hopkins</a>	4:15.06  Centennial
9	<a href="#">Luke Coffin</a>	So	Maryland Unattached	4:15.65
10	<a href="#">Josh Forrest</a>	SO-2	<a href="#">St. Joseph's (Pa.)</a>	4:15.72
13	<a href="#">Cameron Dickson</a>		02-Unattached	4:17.24
15	<a href="#">Peter Fogarty</a>	JR-3	<a href="#">Iona</a>	4:17.28
20	<a href="#">Michael Glavin</a>	SO-2	<a href="#">St. Joseph's (Pa.)</a>	4:18.05

24	<a href="#">Connor Oiler</a>	JR-3	<a href="#">Johns Hopkins</a>	4:18.94  Centennial
25	<a href="#">Ian Zalewski</a>	FR-1	<a href="#">Lehigh</a>	4:19.07
28	<a href="#">Tomek Przybylak</a>	JR-3	<a href="#">St. Joseph's (Pa.)</a>	4:19.40
30	<a href="#">Parker Harris</a>	FR-1	<a href="#">Army West Point</a>	4:19.69
52	<a href="#">Christian Bachmann</a>	FR-1	<a href="#">Army West Point</a>	4:28.53

### Men 1 Mile Run Open Section 3

PL	NAME	YEAR	TEAM	TIME
5	<a href="#">Justin Depinto</a>	Sr	Maryland Unattached	4:14.84
7	<a href="#">Cliff Carty</a>	Sr	Maryland Unattached	4:14.93
11	<a href="#">Nico Grilli</a>	JR-3	<a href="#">Monmouth</a>	4:16.28
12	<a href="#">Fabian Herrera</a>	JR-3	<a href="#">NJIT</a>	4:16.30
16	<a href="#">Chris Jernigan</a>	FR-1	<a href="#">UAlbany</a>	4:17.39
17	<a href="#">Nick kuenkel</a>	FR-1	<a href="#">Monmouth</a>	4:17.65
19	<a href="#">Jannik Windelband</a>	SR-4	<a href="#">Point Park</a>	4:17.69
29	<a href="#">Rowan Cassidy</a>	JR-3	<a href="#">Johns Hopkins</a>	4:19.53  Centennial
32	<a href="#">Anthony Petrillo</a>	Sr	Maryland Unattached	4:20.18
36	<a href="#">Anthony Dvorsky</a>	SR-4	<a href="#">NJIT</a>	4:24.00
48	<a href="#">Joseph Branderbit</a>	SR-4	<a href="#">La Salle</a>	4:27.59
54	<a href="#">Lucas Rohde</a>	FR-1	<a href="#">Fordham</a>	4:29.55
	<a href="#">Kenny Waples</a>	SO-2	<a href="#">Johns Hopkins</a>	DNE

Men 1 Mile

PL	NAME	YEAR	TEAM	TIME
18	Gavin Rossi	FR-1	Monmouth	4:17.67
21	Harrison Lavery	SO-2	Army West Point	4:18.33
22	Tyler Perry	SR-4	Marist	4:18.60
23	Daniel Malatesta	JR-3	Lehigh	4:18.84
34	Nicholas Larson	SO-2	Colgate	4:23.26
35	William Mitchell	SO-2	NJIT	4:23.45
37	Joey Mucci	SR-4	NJIT	4:24.62
39	Aidan Gilmore	SR-4	Monmouth	4:24.91

46	Ryan Rafferty		Shore Athletic	4:26.53
55	Steve Hines	SR-4	UAlbany	4:29.69
	Ian Moore	SR-4	Monmouth	DNF

#### Men 1 Mile Run Open Section 5

PL	NAME	YEAR	TEAM	TIME
38	Isaac Graber	SO-2	UAlbany	4:24.74
41	Tyler Ferlise	SO-2	Colgate	4:24.99
43	Paul Corcoran		Unattached	4:25.54
47	Chase Lopez	FR-1	FDU	4:27.58
50	Raffi Buchakjian	SO-2	Marist	4:27.95
51	Aike Van der Lei	FR-1	Point Park	4:28.45
56	Daniel Wilson	SO-2	NJIT	4:29.83
59	Ricky Lee	FR-1	La Salle	4:31.26
60	Rishi Shadaksharappa	12	Westchester Wolves	4:31.42
63	Drew Bowker	FR-1	Monmouth	4:33.55
64	Steven Viera	JR-3	Marist	4:35.87
65	Justin Naylor	12	Unattached	4:36.75

#### Men 1 Mile Run Open Section 6

PL	NAM	TIME
26	Floria	4:19.19

PL	NAME	YEAR	TEAM	TIME
40	Owen DeMatt	SO-2	Colgate	4:24.97
42	Tyler Robinson	FR-1	Colgate	4:25.05
44	Brandon Barreto	SO-2	FDU	4:25.91
45	Jared Voorhees	FR-1	Rider	4:26.40
53	Ethan Willard	FR-1	Monmouth	4:29.36
57	Chase Bowen	FR-1	Point Park	4:30.19
58	Trevor Ehrlicher	SO-2	FDU	4:30.81
61	Ryan Bailor	FR-1	LIU	4:31.84
62	Eric Marquez	FR-1	Wagner	4:32.84
66	Wayne Stephenson	SR-4	Staten Island	4:43.15
67	Matteo Ruiz	12	06-Unattached	5:01.75

### Boys 1 Mile Run High School

Top↑

PL	NAME	YEAR	TEAM	TIME
1	Andrew Lee	12	Kingston	4:20.55
2	Jack Pritchard	12	West Springfield	4:21.74
3	Luke Potter	10	Cornwall Central	4:29.23
4	Connor Garrett	12	Hamden	4:31.00
5	Spencer Slayton	12	E.O. Smith	4:31.09
6	Ryan Holmes	12	Ridgewood	4:31.52
7	Greg Parseghian	12	Shenendehowa Central	4:31.97
8	Ethan Barnett	12	Odessa	4:32.38
9	Will Pacey	11	Episcopal	4:32.45
10	Marco Schoellerman	12	Riverdale Country	4:32.61
11	Ansh More	12	Riverdale Country	4:33.02
12	Ethan Owen	10	Burnt Hills-Ballston Lake	4:33.06
13	Jonas Yiengst	10	West Springfield	4:35.05
14	Tom Mevissen	12	Ridgewood	4:36.94
15	Caleb James	9	West Springfield	4:37.18
16	Jason Cao	11	E.O. Smith	4:37.38
17	Brendan Cook	12	E.O. Smith	4:38.35
18	Noah D			4:39.70



PL	NAME	YEAR	TEAM	TIME
19	Alex Cook	11	E.O. Smith	4:39.86
20	Seamus Howard	10	Tatnall	4:40.08
21	Jake Sinclair	12	Franklin D. Roosevelt (NY	4:40.50
22	Matt Poole	10	Salesianum	4:41.01
23	Micah Greene	12	Cornwall Central	4:41.79
24	Roman Tackney	11	Riverdale Country	4:42.45
25	Luca Piccirillo	10	Burnt Hills-Ballston Lake	4:43.62
26	Paul Sullivan	10	Wilton	4:44.31
27	Luke Kain	12	Tatnall	4:45.93
28	Jack Hallahan	12	Shenendehowa Central	4:47.43
29	Benjamin Lewis	12	Hall	4:48.25
30	Caden Flores	11	Burnt Hills-Ballston Lake	4:49.09
31	Hikari Mizuno	11	Hall	4:49.75
32	Jacob Politis	11	Tatnall	4:49.76
33	Colin Lewis	9	Cornwall Central	4:50.48
34	Joshua Woodry	11	Shenendehowa Central	4:50.88
35	Dylan Vana	9	Shenendehowa Central	4:51.25
36	Daouda Diallo	12	Law Enforcement & Public	4:51.34
37	Steven Cooper	10	Kingston	4:51.46
38	Alex Martin-Casas	10	Hall	4:52.64
39	Elias Miettinen	10	Hall	4:52.88
40	Eliot Norwood	11	Hall	4:53.86
41	Schiffman Henry	11	Columbia Grammar & Prep	4:54.48
42	Logan Santisi	11	Wilton	4:54.83
43	Enzo Vertefeuille	10	E.O. Smith	4:55.38
44	Jack Clyne	11	Shenendehowa Central	4:56.95
45	Christian Cibirka	9	Cornwall Central	4:58.49
46	Daniel Allam	12	Wilton	4:58.58
47	Fox Mace	11	Hall	4:58.74
48	Erik Mi			5:00.61

PL	NAME	YEAR	TEAM	TIME
49	Henry Kirtley	12	Tatnall	5:01.81
50	Jackson Zbyzenski	11	Shenendehowa Central	5:02.47
51	Kaamil Badami	12	Wilton	5:03.38
52	James McGuirk	11	Cornwall Central	5:08.42
53	Seeraj Bellamkonda	9	Shenendehowa Central	5:08.77
54	Jonah Rosenberg	11	Hall	5:13.89
55	William David	10	Riverdale Country	5:14.26
56	Nikolai Latina	12	Tatnall	5:16.43
57	Colin Buttitta	11	Franklin D. Roosevelt (NY	5:17.35
58	Albert Kirienko	11	Cornwall Central	5:19.59
59	David Larena	10	Riverdale Country	5:19.84
60	Yaser Yusuf	12	Hall	5:21.77
61	Jake Wenner	11	Hall	5:24.62
62	Isaiah Decker	12	Hall	5:27.35
63	Irving Rincon	11	Flushing	6:06.22
	Leo Ziff	12	Riverdale Country	DNF
	Chase Nizielski	12	Greenwich	DNF
	Jackson Beesmer	10	Kingston	DNF

### Boys 1 Mile Run High School Section 1

PL	NAME	YEAR	TEAM	TIME
1	Andrew Lee	12	Kingston	4:20.55
2	Jack Pritchard	12	West Springfield	4:21.74
3	Luke Potter	10	Cornwall Central	4:29.23
4	Connor Garrett	12	Hamden	4:31.00
5	Spencer Slayton	12	E.O. Smith	4:31.09
6	Ryan Holmes	12	Ridgewood	4:31.52
7	Greg Parseghian	12	Shenendehowa Central	4:31.97
10	Marco Schoellerman	12	Riverdale Country	4:32.61
11	Ansh More	12	Riverdale Country	4:33.02
12	Ethan			4:33.06

PL	NAME	YEAR	TEAM	TIME
17	Brendan Cook	12	E.O. Smith	4:38.35
24	Roman Tackney	11	Riverdale Country	4:42.45
28	Jack Hallahan	12	Shenendehowa Central	4:47.43
	Leo Ziff	12	Riverdale Country	DNF

### Boys 1 Mile Run High School Section 2

PL	NAME	YEAR	TEAM	TIME
8	Ethan Barnett	12	Odessa	4:32.38
9	Will Pacey	11	Episcopal	4:32.45
13	Jonas Yiengst	10	West Springfield	4:35.05
14	Tom Mevissen	12	Ridgewood	4:36.94
15	Caleb James	9	West Springfield	4:37.18
16	Jason Cao	11	E.O. Smith	4:37.38
18	Noah Droz	12	Cornwall Central	4:39.70
19	Alex Cook	11	E.O. Smith	4:39.86
20	Seamus Howard	10	Tatnall	4:40.08
21	Jake Sinclair	12	Franklin D. Roosevelt (NY)	4:40.50
22	Matt Poole	10	Salesianum	4:41.01
23	Micah Greene	12	Cornwall Central	4:41.79
25	Luca Piccirillo	10	Burnt Hills-Ballston Lake	4:43.62
26	Paul Sullivan	10	Wilton	4:44.31
29	Benjamin Lewis	12	Hall	4:48.25
42	Logan Santisi	11	Wilton	4:54.83
48	Erik Miller	10	Shenendehowa Central	5:00.61
	Chase Nizielski	12	Greenwich	DNF

### Boys 1 Mile Run High School Section 3

PL	NAME	YEAR	TEAM	TIME
27	Luke Kain	12	Tatnall	4:45.93
30	Caden Flores	11	Burnt Hills-Ballston Lake	4:49.09
31	Hikari Mizuno	11	Hall	4:49.75
32	Jacob			4:49.76

PL	NAME	YEAR	TEAM	TIME
33	Colin Lewis	9	Cornwall Central	4:50.48
34	Joshua Woodry	11	Shenendehowa Central	4:50.88
35	Dylan Vana	9	Shenendehowa Central	4:51.25
37	Steven Cooper	10	Kingston	4:51.46
41	Schiffman Henry	11	Columbia Grammar & Prep	4:54.48
43	Enzo Vertefeuille	10	E.O. Smith	4:55.38
44	Jack Clyne	11	Shenendehowa Central	4:56.95
46	Daniel Allam	12	Wilton	4:58.58
47	Fox Mace	11	Hall	4:58.74
51	Kaamil Badami	12	Wilton	5:03.38
	Jackson Beesmer	10	Kingston	DNF

#### Boys 1 Mile Run High School Section 4

PL	NAME	YEAR	TEAM	TIME
36	Daouda Diallo	12	Law Enforcement & Public	4:51.34
38	Alex Martin-Casas	10	Hall	4:52.64
39	Elias Miettinen	10	Hall	4:52.88
40	Eliot Norwood	11	Hall	4:53.86
45	Christian Cibirka	9	Cornwall Central	4:58.49
49	Henry Kirtley	12	Tatnall	5:01.81
50	Jackson Zbyzenski	11	Shenendehowa Central	5:02.47
52	James McGuirk	11	Cornwall Central	5:08.42
53	Seeraj Bellamkonda	9	Shenendehowa Central	5:08.77
54	Jonah Rosenberg	11	Hall	5:13.89
55	William David	10	Riverdale Country	5:14.26
56	Nikolai Latina	12	Tatnall	5:16.43
57	Colin Buttitta	11	Franklin D. Roosevelt (NY	5:17.35
58	Albert Kirienko	11	Cornwall Central	5:19.59
59	David Larena	10	Riverdale Country	5:19.84
60	Yaser Yusuf	12	Hall	5:21.77
61	Jake W			5:24.62

62	Isajah Decker	12	Hall	5:27.35
PL	NAME	YEAR	TEAM	TIME

63	Irving Rincon	11	Flushing	6:06.22
----	---------------	----	----------	---------

## Men 1 Mile Run Invitational

Top↑

PL	NAME	YEAR	TEAM	TIME
1	Taha Er Raouy	SO-2	Eastern Kentucky	3:59.93
2	Nick Dahl		EMPIRE ELITE TC	4:00.46
3	Jan Badia	SR-4	Eastern Kentucky	4:01.53
4	Aiden Coles	Jr	Unattached	4:01.79
5	Mark Unger	SR-4	UMBC	4:01.86
6	Declan McDonnell	SR-4	Monmouth	4:02.38
7	Rodolfo Sanchez	SR-4	Fordham	4:02.86
8	Logan Measner	SO-2	Wisconsin	4:03.01
9	Chanel Muir	JR-3	La Salle	4:03.36
10	James Ptack	JR-3	La Salle	4:05.57
11	Bryce Stachewicz	SO-2	Wisconsin	4:07.04
12	Matt Gatune	JR-3	Columbia	4:07.16
13	Kristian Imroth	SO-2	Eastern Kentucky	4:07.48
14	Callum Murray	FR-1	La Salle	4:07.71
15	Ryan Borden	SR-4	Columbia	4:07.96
16	Patrick Hilby	FR-1	Wisconsin	4:08.40
17	Dakin Ebmeyer	SO-2	Colgate	4:08.50
18	Andrew Casey	SO-2	Wisconsin	4:08.54
19	Ryan Kutch		Central Park Track Club (	4:08.88
20	Jake Ireland	SR-4	Central Connecticut	4:08.97
21	Caleb Gartner	SR-4	Columbia	4:09.30
22	Sean Reidy	SO-2	Fordham	4:09.40
23	Lucas Rackers	SR-4	Johns Hopkins	4:09.83   Centennial
24	Dylan Tarnev		Central Park Track	4:10.02

PL	NAME	YEAR	TEAM	TIME
25	Jared Rogalski	SR-4	UAlbany	4:10.94
26	Edward Mulder		Central Park Track Club (	4:11.22
27	Alexander Petrecca		Central Park Track Club (	4:11.98
28	Nathaniel Bezuneh	SR-4	Fordham	4:12.51
29	Will Rau	SO-2	St. Joseph's (Pa.)	4:13.01
30	William Cuthbertson		EMPIRE ELITE TC	4:13.82
31	Andy Kent		EMPIRE ELITE TC	4:14.86
32	Samuel Whittaker	SR-4	Central Connecticut	4:15.95
33	Aidan Cantine		EMPIRE ELITE TC	4:17.48
	Jacob Van Orden	JR-3	Columbia	DNF
	Justin Gottlieb	SO-2	Columbia	DNF
	Zalen Nelson		EMPIRE ELITE TC	DNF
	Mohammed Jouhari	JR-3	Eastern Kentucky	DNF

### Men 1 Mile Run Invitational Section 1

PL	NAME	YEAR	TEAM	TIME
1	Taha Er Raouy	SO-2	Eastern Kentucky	3:59.93
2	Nick Dahl		EMPIRE ELITE TC	4:00.46
3	Jan Badia	SR-4	Eastern Kentucky	4:01.53
4	Aiden Coles	Jr	Unattached	4:01.79
6	Declan McDonnell	SR-4	Monmouth	4:02.38
7	Rodolfo Sanchez	SR-4	Fordham	4:02.86
8	Logan Measner	SO-2	Wisconsin	4:03.01
11	Bryce Stachewicz	SO-2	Wisconsin	4:07.04
13	Kristian Imroth	SO-2	Eastern Kentucky	4:07.48
30	William Cuthbertson		EMPIRE ELITE TC	4:13.82
31	Andy Kent		EMPIRE ELITE TC	4:14.86
	Mohammed Jouhari	JR-3	Eastern Kentucky	DNF
	Zalen			DNF

Men 1 Mile

PL	NAME	YEAR	TEAM	TIME
5	Mark Unger	SR-4	UMBC	4:01.86
9	Chanel Muir	JR-3	La Salle	4:03.36
10	James Ptack	JR-3	La Salle	4:05.57
12	Matt Gatune	JR-3	Columbia	4:07.16
16	Patrick Hilby	FR-1	Wisconsin	4:08.40
18	Andrew Casey	SO-2	Wisconsin	4:08.54
21	Caleb Gartner	SR-4	Columbia	4:09.30
23	Lucas Rackers	SR-4	Johns Hopkins	4:09.83   Centennial
32	Samuel Whittaker	SR-4	Central Connecticut	4:15.95
33	Aidan Cantine		EMPIRE ELITE TC	4:17.48
	Jacob Van Orden	JR-3	Columbia	DNF

### Men 1 Mile Run Invitational Section 3

PL	NAME	YEAR	TEAM	TIME
14	Callum Murray	FR-1	La Salle	4:07.71
15	Ryan Borden	SR-4	Columbia	4:07.96
17	Dakin Ebmeyer	SO-2	Colgate	4:08.50
19	Ryan Kutch		Central Park Track Club (	4:08.88
20	Jake Ireland	SR-4	Central Connecticut	4:08.97
22	Sean Reidy	SO-2	Fordham	4:09.40
24	Dylan Tarpey		Central Park Track Club (	4:10.02
25	Jared Rogalski	SR-4	UAlbany	4:10.94
26	Edward Mulder		Central Park Track Club (	4:11.22
27	Alexander Petrecca		Central Park Track Club (	4:11.98
28	Nathaniel Bezuneh	SR-4	Fordham	4:12.51
29	Will Rau	SO-2	St. Joseph's (Pa.)	4:13.01
	Justin Gottlieb	SO-2	Columbia	DNF

### Men 1 Mile Run Pro-Elite

Top↑

PL	NAME	YEAR	TEAM	TIME

PL	NAME	YEAR	TEAM	TIME
1	Cameron Myers		Nike	3:53.12
2	Festus Lagat		UA Mission Run Dark Sky	3:53.45
3	Adam Fogg		UA Misson Run Baltimore D	3:53.49
4	Amon Kemboi		Puma	3:54.96
5	Eric Holt		Puma	3:55.38
6	<a href="#">Justine Kipkoech</a>	FR-1	<a href="#">Eastern Kentucky</a>	3:57.57
7	Alexandre Selles		France	3:57.85
8	<a href="#">Adam Spencer</a>	SR-4	<a href="#">Wisconsin</a>	3:58.04
9	John Reniewicki		UA Misson Run Baltimore D	3:58.40
10	Ben Allen		EMPIRE ELITE TC	3:58.94
11	Damien Dilcher		UA Misson Run Baltimore D	4:01.22
12	Luke Houser		Atlanta TC	4:03.11
13	Sean Dolan		Atlanta TC	4:07.82
	Alex Amankwah		UA Misson Run Baltimore 8	DNF

## Men 3000m Run Open

Top↑

PL	NAME	YEAR	TEAM	TIME
1	<a href="#">Brendan Hefferan</a>	FR-1	<a href="#">St. Joseph's (Pa.)</a>	8:31.03
2	<a href="#">Tomas Barry</a>	SO-2	<a href="#">Monmouth</a>	8:37.11
3	<a href="#">Ryan Baker</a>	SO-2	<a href="#">Lehigh</a>	8:37.42
4	<a href="#">Niko Ferrante</a>	FR-1	<a href="#">Monmouth</a>	8:38.75
5	<a href="#">Charlie Butler</a>	FR-1	<a href="#">Lehigh</a>	8:40.21
6	<a href="#">John Griffith</a>	JR-3	<a href="#">Colgate</a>	8:42.06
7	Brady Hill	Fr	32-Unattached	8:42.91
8	<a href="#">Jeremie Garcia</a>	SR-4	<a href="#">Monmouth</a>	8:44.53
9	<a href="#">Jake Christy</a>	FR-1	<a href="#">NYU</a>	8:44.57
10	Max Jaffe		Unattached	8:47.66
11	<a href="#">Robby Levy</a>	FR-1	<a href="#">LIU</a>	8:49.74
12	<a href="#">Jimmy Koel</a>	SR-4	<a href="#">Temple</a>	8:49.91
13	<a href="#">Alexander Quackenbush</a>	SO-2	<a href="#">Army West Point</a>	8:50.96
14	<a href="#">Dylan</a>			8:51.13



PL	NAME	YEAR	TEAM	TIME
15	Aidan Doherty	SR-4	St. Joseph's (Pa.)	8:51.23
16	Connor Malinger	JR-3	Lehigh	8:53.08
17	Will Mrozinski	FR-1	Lehigh	8:54.06
18	Joshua Mingoia	FR-1	Manhattan	8:54.61
19	Andrew McGraw	SO-2	Colgate	8:54.65
20	Tadael Mihret	SO-2	Fordham	8:56.19
21	Jonah Aden		UNAT-Columbia	8:56.59
22	Luke McKenna	SO-2	Point Park	8:56.62
23	Huck Oakes	FR-1	NYU	9:00.08
24	Jonathan Lee		Unattached	9:07.78
25	Aum Desai	Fr	Unattached	9:17.87
	Benjamin Haley	Fr	Unattached	DNF

### Men 3000m Run Open Section 1

PL	NAME	YEAR	TEAM	TIME
1	Brendan Hefferan	FR-1	St. Joseph's (Pa.)	8:31.03
2	Tomas Barry	SO-2	Monmouth	8:37.11
3	Ryan Baker	SO-2	Lehigh	8:37.42
4	Niko Ferrante	FR-1	Monmouth	8:38.75
5	Charlie Butler	FR-1	Lehigh	8:40.21
6	John Griffith	JR-3	Colgate	8:42.06
7	Brady Hill	Fr	32-Unattached	8:42.91
10	Max Jaffe		Unattached	8:47.66
15	Aidan Doherty	SR-4	St. Joseph's (Pa.)	8:51.23
19	Andrew McGraw	SO-2	Colgate	8:54.65
20	Tadael Mihret	SO-2	Fordham	8:56.19
22	Luke McKenna	SO-2	Point Park	8:56.62
25	Aum Desai	Fr	Unattached	9:17.87

### Men 3000m Run Open Section 2

PL	NAME	YEAR	TEAM	TIME
8	Jerem			8:44.53

PL	NAME	YEAR	TEAM	TIME
	Jake Christy	FR-1	NYU	8:44.57
11	Robby Levy	FR-1	LIU	8:49.74
12	Jimmy Koel	SR-4	Temple	8:49.91
13	Alexander Quackenbush	SO-2	Army West Point	8:50.96
14	Dylan Cunningham	SO-2	Lehigh	8:51.13
16	Connor Malinger	JR-3	Lehigh	8:53.08
17	Will Mrozinski	FR-1	Lehigh	8:54.06
18	Joshua Mingoia	FR-1	Manhattan	8:54.61
21	Jonah Aden		UNAT-Columbia	8:56.59
23	Huck Oakes	FR-1	NYU	9:00.08
24	Jonathan Lee		Unattached	9:07.78
	Benjamin Haley	Fr	Unattached	DNF

### Men 3000m Run Invitational

Top↑

PL	NAME	YEAR	TEAM	TIME
1	Abraham Longosiwa	JR-3	Hofstra	7:58.92
2	Matt Rankin	JR-3	Iona	8:04.00
3	Micah Wilson	SO-2	Wisconsin	8:05.39
4	Tristan Coles	SO-2	Iona	8:08.41
5	Matt Hill	FR-1	La Salle	8:09.96
6	MacCallum Rowe	JR-3	La Salle	8:10.66
7	Ryan Tobin	SR-4	NYU	8:10.97 ✓
8	David Butts	SR-4	La Salle	8:12.29
9	Bram van Druuten	SO-2	La Salle	8:15.62
10	Tennessee Tremain	JR-3	Monmouth	8:19.14
11	Robert Guidici Pietro		EMPIRE ELITE TC	8:22.12
12	Lucas Rackers	SR-4	Johns Hopkins	8:22.35 ✓ Centennial
13	Graham Thomas	FR-1	Temple	8:24.04
14	Evan Sherman	SR-4	NYU	8:25.46 ✓
15	William Keiser	SO-2	Colgate	8:26.41
16	Michael			

PL	NAME	YEAR	TEAM	TIME
17	Joshua Cason	SO-2	Rowan	8:27.51 ✓
18	Liam Hagerty	SO-2	NYU	8:28.12 ✓
19	Maxime Ricci	SR-4	Wagner	8:29.03
20	Henry Koike-Sieira	FR-1	Columbia	8:29.30
21	Anthony Dvorsky	SR-4	NJIT	8:30.46
22	Stephen Garrett		Unattached	8:31.38
23	Thomas Schulz	SR-4	Monmouth	8:31.65
24	David Troy	SO-2	Temple	8:32.52
25	Eddie Nicholas	SR-4	Central Connecticut	8:32.98
26	Alex Hrycyszyn	SO-2	NYU	8:33.33 ✓
27	William Mitchell	SO-2	NJIT	8:33.66
28	Ryan Rheam	FR-1	Army West Point	8:34.92
29	Gabriel Rodriguez	SR-4	Marist	8:35.10
30	Michael Alvarez	SO-2	Army West Point	8:35.80
31	Mark Rodriguez	JR-3	Central Connecticut	8:37.88
32	Christopher Ferris	SO-2	Army West Point	8:38.78
33	Francesco Candiani	FR-1	Temple	8:39.21
34	Jannik Windelband	SR-4	Point Park	8:40.08
35	Matthew Gorman	FR-1	Army West Point	8:40.31
36	Sebastien Reed	SR-4	Monmouth	8:41.53
37	Jeffrey Chen	SO-2	NYU	8:46.38
38	Jess Joe Augustine	FR-1	Army West Point	8:48.89
39	George Blaha	JR-3	Columbia	8:55.18
40	Joshua Tejada	FR-1	Monmouth	8:57.95
	Colin Kelly		EMPIRE ELITE TC	DNF
	Colin Daly		Unattached	DNF
	Jack Salisbury		EMPIRE ELITE TC	DNF

### Men 3000m Run Invitational Section 1

PL	NAME	YEAR	TEAM	TIME

PL	NAME	YEAR	TEAM	TIME
1	Abraham Longosiwa	JR-3	Hofstra	7:58.92
2	Matt Rankin	JR-3	Iona	8:04.00
3	Micah Wilson	SO-2	Wisconsin	8:05.39
4	Tristan Coles	SO-2	Iona	8:08.41
5	Matt Hill	FR-1	La Salle	8:09.96
6	MacCallum Rowe	JR-3	La Salle	8:10.66
7	Ryan Tobin	SR-4	NYU	8:10.97 ✓
8	David Butts	SR-4	La Salle	8:12.29
11	Robert Guidici Pietro		EMPIRE ELITE TC	8:22.12
12	Lucas Rackers	SR-4	Johns Hopkins	8:22.35 ✓  Centennial
17	Joshua Cason	SO-2	Rowan	8:27.51 ✓
	Colin Daly		Unattached	DNF

### Men 3000m Run Invitational Section 2

PL	NAME	YEAR	TEAM	TIME
9	Bram van Druten	SO-2	La Salle	8:15.62
10	Tennessee Tremain	JR-3	Monmouth	8:19.14
13	Graham Thomas	FR-1	Temple	8:24.04
14	Evan Sherman	SR-4	NYU	8:25.46 ✓
18	Liam Hagerty	SO-2	NYU	8:28.12 ✓
19	Maxime Ricci	SR-4	Wagner	8:29.03
20	Henry Koike-Sieira	FR-1	Columbia	8:29.30
24	David Troy	SO-2	Temple	8:32.52
28	Ryan Rheam	FR-1	Army West Point	8:34.92
29	Gabriel Rodriguez	SR-4	Marist	8:35.10
33	Francesco Candiani	FR-1	Temple	8:39.21
36	Sebastien Reed	SR-4	Monmouth	8:41.53
37	Jeffrey Chen	SO-2	NYU	8:46.38
38	Jess Joe Augustine	FR-1	Army West Point	8:48.89
39	George Blaha	JR-3	Columbia	8:55.18
	Jack S			DNF

### Men 3000m Run Invitational Section 3

PL	NAME	YEAR	TEAM	TIME
15	William Keiser	SO-2	Colgate	8:26.41
16	Michael Ryan	SO-2	Wagner	8:27.48
21	Anthony Dvorsky	SR-4	NJIT	8:30.46
22	Stephen Garrett		Unattached	8:31.38
23	Thomas Schulz	SR-4	Monmouth	8:31.65
25	Eddie Nicholas	SR-4	Central Connecticut	8:32.98
26	Alex Hryczyszyn	SO-2	NYU	8:33.33 ✓
27	William Mitchell	SO-2	NJIT	8:33.66
30	Michael Alvarez	SO-2	Army West Point	8:35.80
31	Mark Rodriguez	JR-3	Central Connecticut	8:37.88
32	Christopher Ferris	SO-2	Army West Point	8:38.78
34	Jannik Windelband	SR-4	Point Park	8:40.08
35	Matthew Gorman	FR-1	Army West Point	8:40.31
40	Joshua Tejada	FR-1	Monmouth	8:57.95
	Colin Kelly		EMPIRE ELITE TC	DNF

### Men's 5000 Meters

Top↑

PL	NAME	YEAR	TEAM	TIME
1	Tadhg Donnelly	JR-3	Iona	13:52.34
2	Gavin White	SR-4	Columbia	14:08.62
3	Edward Blaha	JR-3	Columbia	14:09.53
4	Scott Fagan	JR-3	Iona	14:12.68
5	Anthony Gargani	JR-3	St. Joseph's (Pa.)	14:23.89
6	Finn Birnie	SR-4	La Salle	14:24.77
7	Kevin Harvey	SR-4	Lehigh	14:29.04
8	Colton Johnson	SR-4	St. Joseph's (Pa.)	14:30.81
9	Owen Holland	SR-4	Colgate	14:38.65
10	Jay Shanahan	JR-3	St. Joseph's (Pa.)	14:42.86
11	James Sullivan	JR-3	Central Connecticut	14:51.19
12	Owen			14:51.77

PL	NAME	YEAR	TEAM	TIME
13	Brian Beck	JR-3	Hofstra	14:53.74
14	Nikolas Christian	SO-2	UAlbany	14:55.52
15	Aidan Lynch	SR-4	Lehigh	15:00.84
16	Kevin Jumper	SR-4	St. Joseph's (Pa.)	15:02.67
17	Chris Bertola	SR-4	UAlbany	15:25.97
	Charlie Siebert	SR-4	Columbia	DNF
	William Thu	SO-2	Hofstra	DNF
	Talha Syed	SR-4	Columbia	DNF

### Men's 55 Hurdles

Top↑

PL	NAME	YEAR	TEAM	TIME
1	Ilunga Salerno	11	Cornwall Central	7.68
2	Derick Belle	11	Odessa	7.70
3	David Holloway	11	Cornwall Central	7.84
4	John Bellini	12	Cornwall Central	8.07
5	Cruz Canariato	11	Northern Highlands	8.11
6	Torsten Wallin	11	Hamden	8.19
7	Austin Thomas	11	Salesianum	8.29
8	Teddy Goebbert	11	Northern Highlands	8.31
9	Max Weeks	12	Monroe-New Rochelle (N.Y.)	8.32
10	Drew Miller	12	Cornwall Central	8.34
11	Eli Shrem	12	Cornwall Central	8.36
12	Shiloh Hay	12	Riverdale Country	8.45
13	Charles Ejiogu	12	Riverdale Country	8.51
14	Luke Adami	12	Northern Highlands	8.52
15	Carter Vallinino	12	Cornwall Central	8.53
16	Jonathan Pitkin	10	Burnt Hills-Ballston Lake	8.58
17	Caleb Brown	12	Shenendehowa Central	8.59
18	Sean Henn	11	Kingston	8.82
19	Rowan Reid	12	Queens HS of Teaching	9.07
20	Colin M			9.08

PL	NAME	YEAR	TEAM	TIME
21	David Minihane	10	Franklin D. Roosevelt (NY	9.17
22	Luke Hollander	11	Northern Highlands	9.27
23	Lucas Belizaire	10	Queens HS of Teaching	9.57
24	Timmy Grace	10	Salesianum	10.12
25	Arvin Shams	11	Shenendehowa Central	11.06

### Men's 55 Hurdles Section 1

PL	NAME	YEAR	TEAM	TIME
1	Ilunga Salerno	11	Cornwall Central	7.68
2	Derick Belle	11	Odessa	7.70
3	David Holloway	11	Cornwall Central	7.84
4	John Bellini	12	Cornwall Central	8.07
5	Cruz Canariato	11	Northern Highlands	8.11
9	Max Weeks	12	Monroe-New Rochelle (N.Y.	8.32

### Men's 55 Hurdles Section 2

PL	NAME	YEAR	TEAM	TIME
6	Torsten Wallin	11	Hamden	8.19
7	Austin Thomas	11	Salesianum	8.29
8	Teddy Goebbert	11	Northern Highlands	8.31
10	Drew Miller	12	Cornwall Central	8.34
11	Eli Shrem	12	Cornwall Central	8.36
14	Luke Adami	12	Northern Highlands	8.52
15	Carter Vallinino	12	Cornwall Central	8.53

### Men's 55 Hurdles Section 3

PL	NAME	YEAR	TEAM	TIME
12	Shiloh Hay	12	Riverdale Country	8.45
13	Charles Ejiogu	12	Riverdale Country	8.51
16	Jonathan Pitkin	10	Burnt Hills-Ballston Lake	8.58
17	Caleb Brown	12	Shenendehowa Central	8.59
18	Sean			8.82

PL	NAME	YEAR	TEAM	TIME
19	Rowan Reid	12	Queens HS of Teaching	9.07
20	Colin Mendoza	12	Northern Highlands	9.08

### Men's 55 Hurdles Section 4

PL	NAME	YEAR	TEAM	TIME
21	David Minihane	10	Franklin D. Roosevelt (NY	9.17
22	Luke Hollander	11	Northern Highlands	9.27
23	Lucas Belizaire	10	Queens HS of Teaching	9.57
24	Timmy Grace	10	Salesianum	10.12
25	Arvin Shams	11	Shenendehowa Central	11.06

### Men 60m Hurdles Invitational Finals

Top↑

PL	NAME	YEAR	TEAM	TIME
1	<a href="#">Ben Barton</a>	JR-3	<a href="#">BYU</a>	7.82
2	<a href="#">Emanuel Joseph</a>	JR-3	<a href="#">Syracuse</a>	7.88
3	<a href="#">Logan Hubler</a>	JR-3	<a href="#">BYU</a>	7.89
4	<a href="#">Jamir Brown</a>	FR-1	<a href="#">Rowan</a>	7.90 ✓
5	<a href="#">Giovanni Wearing</a>	JR-3	<a href="#">Wisconsin</a>	7.97
6	<a href="#">Riley Hunt</a>	SR-4	<a href="#">BYU</a>	8.06
7	<a href="#">Kwaku Nkrumah</a>	JR-3	<a href="#">Rowan</a>	8.07 ✓
8	<a href="#">Jayden Jessee</a>	FR-1	<a href="#">BYU</a>	8.22

### Men 60m Hurdles Invitational Preliminaries

Top↑

PL	NAME	YEAR	TEAM	TIME
0	Edward Williams Jr.		Central Park Track Club (	7.88
1	<a href="#">Emanuel Joseph</a>	JR-3	<a href="#">Syracuse</a>	7.90
2	<a href="#">Giovanni Wearing</a>	JR-3	<a href="#">Wisconsin</a>	7.91
3	<a href="#">Jamir Brown</a>	FR-1	<a href="#">Rowan</a>	7.96 ✓
4	<a href="#">Kwaku Nkrumah</a>	JR-3	<a href="#">Rowan</a>	8.01 ✓
5	<a href="#">Logan Hubler</a>	JR-3	<a href="#">BYU</a>	7.93
6	<a href="#">Ben Barton</a>	JR-3	<a href="#">BYU</a>	7.96
7	<a href="#">Riley Hunt</a>	SR-4	<a href="#">BYU</a>	7.98
8	<a href="#">Jayden</a>			8.06



PL	NAME	YEAR	TEAM	TIME
9	Isaiah Lewis	SR-4	Syracuse	8.07
10	Jason Agyemang	JR-3	Rowan	8.11 ✓
11	Jordany Dely	SR-4	New Haven	8.14 +
12	Antwone Messado	SR-4	UAlbany	8.14
13	David Peters	SR-4	Syracuse	8.15
14	Marquise Young	SR-4	Rowan	8.19 ✓
15	Max Weinberg	JR-3	Rider	8.20
16	Jordan Emile	SR-4	New Haven	8.25
17	Aaron Brooks	JR-3	Monmouth	8.26
18	Nathan Oliphant	SO-2	Lehigh	8.39
19	G Kire Goulding	JR-3	BYU	8.41
19	Brad Cantoral	JR-3	Monmouth	8.41
21	Austin Hernandez	JR-3	Army West Point	8.42
22	David Strong	SR-4	Monmouth	8.42
23	Jonathan Bennett	SR-4	Lehigh	8.46
24	Leconte Stover	JR-3	Monmouth	8.50
25	Garrett Boag	SO-2	Monmouth	8.51
26	Amir Phelmetto	SO-2	New Haven	8.53
27	Kamar Sutherland	FR-1	Point Park	8.58
28	Isaiah Hayes	FR-1	Syracuse	8.70
29	Blake Johnson	FR-1	Rider	8.79

### Men 60m Hurdles Invitational Preliminaries Heat 1

PL	NAME	YEAR	TEAM	TIME
2	Giovanni Wearing	JR-3	Wisconsin	7.91
8	Jayden Jessee	FR-1	BYU	8.06
10	Jason Agyemang	JR-3	Rowan	8.11 ✓
12	Antwone Messado	SR-4	UAlbany	8.14
17	Aaron Brooks	JR-3	Monmouth	8.26
26	Amir Phelmetto	SO-2	New Haven	8.53
27	Kam			8.58

## Men 60m Hurdles Invitational Preliminaries Heat 2

PL	NAME	YEAR	TEAM	TIME
3	Jamir Brown	FR-1	Rowan	7.96 ✓
7	Riley Hunt	SR-4	BYU	7.98
11	Jordany Dely	SR-4	New Haven	8.14 +
13	David Peters	SR-4	Syracuse	8.15
15	Max Weinberg	JR-3	Rider	8.20
16	Jordan Emile	SR-4	New Haven	8.25
24	Leconte Stover	JR-3	Monmouth	8.50
29	Blake Johnson	FR-1	Rider	8.79

## Men 60m Hurdles Invitational Preliminaries Heat 3

PL	NAME	YEAR	TEAM	TIME
0	Edward Williams Jr.		Central Park Track Club (	7.88
4	Kwaku Nkrumah	JR-3	Rowan	8.01 ✓
14	Marquise Young	SR-4	Rowan	8.19 ✓
18	Nathan Oliphant	SO-2	Lehigh	8.39
19	Brad Cantoral	JR-3	Monmouth	8.41
21	Austin Hernandez	JR-3	Army West Point	8.42
23	Jonathan Bennett	SR-4	Lehigh	8.46

## Men 60m Hurdles Invitational Preliminaries Heat 4

PL	NAME	YEAR	TEAM	TIME
1	Emanuel Joseph	JR-3	Syracuse	7.90
5	Logan Hubler	JR-3	BYU	7.93
6	Ben Barton	JR-3	BYU	7.96
9	Isaiah Lewis	SR-4	Syracuse	8.07
19	G Kire Goulding	JR-3	BYU	8.41
22	David Strong	SR-4	Monmouth	8.42
25	Garrett Boag	SO-2	Monmouth	8.51
28	Isaiah Hayes	FR-1	Syracuse	8.70

## Men 60m Hurdles Open

Top↑

PL	NAME	YEAR	TEAM	TIME

PL	NAME	YEAR	TEAM	TIME
1	Tele Abe	SO-2	FDU	8.48
2	Kendall Mariacher	JR-3	UAlbany	8.49
3	Dylan Foster	FR-1	Army West Point	8.49
4	George Bostwick	FR-1	Monmouth	8.50
5	Jeusten Jourdain	JR-3	NJIT	8.51
6	Christopher Gregory	JR-3	New Haven	8.74
7	Kenny Agwu	JR-3	Central Connecticut	8.80
8	Alberto Liste	FR-1	Felician	8.88
9	Ronald White	JR-3	Army West Point	8.89
10	Christopher Lynch	SO-2	Marist	8.93
11	Gavin Glass	SO-2	Point Park	8.94
12	Sebastian Tangelson	SO-2	Johns Hopkins	9.04  Centennial
13	Landon McGallicher	SO-2	Monmouth	9.08
14	Kaden Passey	FR-1	BYU	9.12
15	Kelvin Urena	FR-1	Felician	9.20
16	Jan Biskup	SO-2	Felician	9.24
17	Neves Hoose	FR-1	Lehigh	9.58
18	Francis Osae-Kissiedu	SO-2	Felician	9.59
19	Jeremiah Downer	FR-1	Staten Island	11.74

### Men 60m Hurdles Open Section 1

PL	NAME	YEAR	TEAM	TIME
1	Tele Abe	SO-2	FDU	8.48
2	Kendall Mariacher	JR-3	UAlbany	8.49
3	Dylan Foster	FR-1	Army West Point	8.49
6	Christopher Gregory	JR-3	New Haven	8.74
7	Kenny Agwu	JR-3	Central Connecticut	8.80
9	Ronald White	JR-3	Army West Point	8.89

### Men 60m Hurdles Open Section 2

PL	NAME	YEAR	TEAM	TIME
4	George			

PL	NAME	YEAR	TEAM	TIME
5	<a href="#">Jeusten Jourdain</a>	JR-3	<a href="#">NJIT</a>	8.51
8	<a href="#">Alberto Liste</a>	FR-1	<a href="#">Felician</a>	8.88
11	<a href="#">Gavin Glass</a>	SO-2	<a href="#">Point Park</a>	8.94
12	<a href="#">Sebastian Tangelson</a>	SO-2	<a href="#">Johns Hopkins</a>	9.04  Centennial
14	<a href="#">Kaden Passey</a>	FR-1	<a href="#">BYU</a>	9.12

### Men 60m Hurdles Open Section 3

PL	NAME	YEAR	TEAM	TIME
10	<a href="#">Christopher Lynch</a>	SO-2	<a href="#">Marist</a>	8.93
13	<a href="#">Landon McGallicher</a>	SO-2	<a href="#">Monmouth</a>	9.08
15	<a href="#">Kelvin Urena</a>	FR-1	<a href="#">Felician</a>	9.20
16	<a href="#">Jan Biskup</a>	SO-2	<a href="#">Felician</a>	9.24
17	<a href="#">Neves Hoose</a>	FR-1	<a href="#">Lehigh</a>	9.58
18	<a href="#">Francis Osae-Kissiedu</a>	SO-2	<a href="#">Felician</a>	9.59
19	<a href="#">Jeremiah Downer</a>	FR-1	<a href="#">Staten Island</a>	11.74

### Men's 4 x 200 Relay

[Top↑](#)

PL	TEAM	SQUAD	ATHLETES	TIME
1	Kingston	A	Marcode Campbell, Peter Rogerson, Carl Richards, Logan Manor	1:30.59
2	<a href="#">Monroe University (NR)</a>	A	Oliver Arius, Nicholas Almeida, Louis Meade, Lucas Ortiz	1:30.60
3	Odessa	A	Derick Belle, Kasai Truitt, Josiah Price, Keith Jenerette	1:30.74
4	Cornwall Central	A	Matthew Lee, Ilunga Salerno, David Holloway, Justen Tolbert	1:31.52
5	Daniel Hand	A	Aedan Virgulto, Lucas Nolte, Stone Leckey, John Daniels	1:31.95
6	Riverdale Country	A	William Alexis, Alex Kho, Hunter Earle, Jackson Hallett-Brown	1:32.41
7	Hamden	A	Kyle Antoine, Liam Buckley-Robinso, Isaiah Lefers, Tru Jones	1:32.72
8	Greenwich	A	Daniel Silver, Jack Hannafin, Nicholas Martschenko, William Tulloch	1:33.14
9	Burnt Hills-Ballston Lake	A	Peyton Marshall, Jayden Bradt, Ryker Bradt, Mason Swain	1:33.64

PL	TEAM	SQUAD	ATHLETES	TIME
10	Monroe University (NR)	B	Noah Zehavi, Max Weeks, Nathaniel Shim, Ronaldo Rodriguez Perez	1:33.94
11	Cornwall Central	B	John Bellini, Drew Miller, Eli Shrem, Braden Murphy	1:36.17
12	Northside Charter	A	Taquan Cordieu, Gabriel Vazquez, Andrew Rojas, Devante Archer	1:50.14
	Hilton Central	A	John Contrera, Nolan Tydings, Lucas Russell, Promise Kobela	DQ

### Men's 4 x 200 Relay Section 1

PL	TEAM	ATHLETES	TIME
2	Monroe University (NR)	Arius, Almeida, Meade, Ortiz	1:30.60
3	Odessa	Belle, Truitt, Price, Jenerette	1:30.74
4	Cornwall Central	Lee, Salerno, Holloway, Tolbert	1:31.52
7	Hamden	Antoine, Buckley-Robinso, Lefers, Jones	1:32.72
	Hilton Central	Contrera, Tydings, Russell, Kobela	DQ

### Men's 4 x 200 Relay Section 2

PL	TEAM	ATHLETES	TIME
1	Kingston	Campbell, Rogerson, Richards, Manor	1:30.59
5	Daniel Hand	Virgulto, Nolte, Leckey, Daniels	1:31.95
6	Riverdale Country	Alexis, Kho, Earle, Hallett-Brown	1:32.41
8	Greenwich	Silver, Hannafin, Martschenko, Tulloch	1:33.14
10	Monroe University (NR)	Zehavi, Weeks, Shim, Rodriguez Perez	1:33.94

### Men's 4 x 200 Relay Section 3

PL	TEAM	ATHLETES	TIME
9	Burnt Hills-Ballston Lake	Marshall, Bradt, Bradt, Swain	1:33.64
11	Cornwall Central	Bellini, Miller, Shrem, Murphy	1:36.17
12	Northside Charter	Cordieu, Vazquez, Rojas, Archer	1:50.14

### Men's 4 x 400m Relay Invitational

Top↑

PL	TEAM	SQUAD	ATHLETES	TIME
1	BYU	A	Josh Taylor, Ty Oustrich, Jace Jensen, Eli Hazlett	3:10.04
2	BYU			3:13.96

PL	TEAM	SQUAD	ATHLETES	TIME
3	Monmouth	A	Andrew Beers, Aiden Baldelli, David Strong, Jordan Ricketts	3:14.03
4	Army West Point	A	Austin Hernandez, Kasen Jeitz, Shawn Carter, Chad Dohl	3:18.10
5	NJIT	A	Pietro Carpentari, Daniel Wilson, Robbie Tormo, Lossenie Fofana	3:20.16
6	St. Peter's	A	Hensley Baptiste, Connor Ziolkowski, Temiloluwa Adesetan, Ajani Peck-Wekunda	3:20.60
7	UMBC	A	Marquis Miller, Fred-Morgan Iheanacho, Justin Febles, Alim Raji	3:20.76
	Rowan	A	Marquise Young, Michael Lawrence, Arrington Rhym, Nana Agyemang	DNF

### Men's 4 x 400m Relay Invitational Section 1

PL	TEAM	ATHLETES	TIME
1	BYU	Taylor, Oustrich, Jensen, Hazlett	3:10.04
2	BYU	Heimuli, Hubler, Goulding, Hunt	3:13.96
7	UMBC	Miller, Iheanacho, Febles, Raji	3:20.76
	Rowan	Young, Lawrence, Rhym, Agyemang	DNF

### Men's 4 x 400m Relay Invitational Section 2

PL	TEAM	ATHLETES	TIME
3	Monmouth	Beers, Baldelli, Strong, Ricketts	3:14.03
4	Army West Point	Hernandez, Jeitz, Carter, Dohl	3:18.10
5	NJIT	Carpentari, Wilson, Tormo, Fofana	3:20.16
6	St. Peter's	Baptiste, Ziolkowski, Adesetan, Peck-Wekunda	3:20.60

### Men's 4 x 400m Relay Open

Top↑

PL	TEAM	SQUAD	ATHLETES	TIME
1	UAlbany	A	Jack Gallagher, Jabari Barriffe, Julio Martinez, Steve Hines	3:20.68
2	Johns Hopkins	A	Spencer Ye, Alex Colletti, Samson Dessalines, Joshua Lee	3:21.46 ✓
3	Colgate	A	Marcus Chu, Benjamin Horner, John 'jack' Gabrielle, Ethan Eisner	3:22.34
4	Colgate	B	Joshua Myers, Joshua Antoine, Will Terry, Simon Connors	3:27.19
5	Staten I			3:27.58

PL	TEAM	SQUAD	ATHLETES	TIME
6	Point Park	A	Christian Reid, Kamar Sutherland, Joshua Maurer, Toby Wright	3:33.30
	Felician	A	Jake DeJulia, Jan Biskup, A'Mair Buffaloe, Samuel Yepps	DNF

### Men's 4 x 400m Relay Open Section 1

PL	TEAM	ATHLETES	TIME
1	UAlbany	Gallagher, Barriffe, Martinez, Hines	3:20.68
6	Point Park	Reid, Sutherland, Maurer, Wright	3:33.30

### Men's 4 x 400m Relay Open Section 2

PL	TEAM	ATHLETES	TIME
2	Johns Hopkins	Ye, Colletti, Dessalines, Lee	3:21.46 ✓
3	Colgate	Chu, Horner, Gabrielle, Eisner	3:22.34
4	Colgate	Myers, Antoine, Terry, Connors	3:27.19
5	Staten Island	Ohenhen, Riley, Elcock, Diallo	3:27.58
	Felician	DeJulia, Biskup, Buffaloe, Yepps	DNF

### Men's Distance Medley Relay

Top↑

PL	TEAM	ATHLETES	TIME
1	Wisconsin	Andrew Casey, Patrick Hilby, Adam Spencer, Archie Noakes	9:52.88
2	Monmouth	Stone Caraccio, William Freeman, Ian Moore, Declan McDonnell	9:53.14
3	UAlbany	Jared Rogalski, Hassan Abidi, Steve Hines, Jed Elmbarki	9:59.93
4	UMBC	Justin Banks, Justin Febles, Weston Carr, Grayson Ruffner	10:03.78
5	Johns Hopkins	Aiden Tomov, Fisayo Omonije, Evan Kelly, Rowan Cassidy	10:10.85 ✓
6	Army West Point	Brady Smith, Jack Musgrave, Jordan Taylor, Parker Harris	10:17.55
7	Monroe University (NR)	Siyabonga Mbatha, Modou Sanneh, Nkanyezi Ziqubu, Banele Mkabela	10:21.78
8	NJIT	Joey Mucci, Lossenie Fofana, Daniel Wilson, Fabian Herrera	10:24.39
9	FDU	Brandon Barreto, Justice Hicks, Liam Schwabik, Chase Lopez	10:26.02
	Central Connec		DNF

## Boys High Jump High School

Top↑

PL	NAME	YEAR	TEAM	MARK	CONV
1	Joseph McDonald Jr	12	Kingston	6' 4"	1.93m
	5' 3" PPP 5' 6" PPP 5' 8" PPP 5' 10" PPP 6' 0" PPP 6' 2" PPP 6' 4" O 6' 6" XXX				
2	Braden Murphy	12	Cornwall Central	5' 10"	1.77m
	5' 3" O 5' 6" XO 5' 8" XXO 5' 10" XXO 6' 0" XXX				
	Hudson Stehle	11	Franklin D. Roosevelt (NY	NH	NH
	5' 10" XXX				

## Men High Jump Invitational

Top↑

PL	NAME	YEAR	TEAM	MARK	CONV
1	Connor Saunders	JR-3	BYU	2.06m	6' 9"
	1.81 PPP 1.86 PPP 1.91 PPP 1.96 O 2.01 O 2.06 XO 2.14 XXX				
2	Keven Kevelier	SR-4	Monmouth	2.01m	6' 7"
	1.81 PPP 1.86 PPP 1.91 O 1.96 O 2.01 O 2.06 XXX				
3	Carter Walker	FR-1	BYU	2.01m	6' 7"
	1.81 PPP 1.86 PPP 1.91 PPP 1.96 O 2.01 XO 2.06 XXX				
3	David Godbolt	FR-1	Monmouth	2.01m	6' 7"
	1.81 PPP 1.86 PPP 1.91 O 1.96 O 2.01 XO 2.06 XXX				
5	Skyler Mott	SR-4	Lehigh	2.01m	6' 7"
	1.81 PPP 1.86 PPP 1.91 PPP 1.96 O 2.01 XXO 2.06 XXX				
5	Ja'Lil Reynolds	SR-4	UAlbany	2.01m	6' 7"
	1.81 PPP 1.86 PPP 1.91 PPP 1.96 PPP 2.01 XXO 2.06 XXX				
7	Ivan Lytovchenko	JR-3	Manhattan	2.01m	6' 7"
	1.81 PPP 1.86 PPP 1.91 O 1.96 XO 2.01 XXO 2.06 XXX				
8	Ben Barton	JR-3	BYU	2.01m	6' 7"
	1.81 PPP 1.86 PPP 1.91 PPP 1.96 XXO 2.01 XXO 2.06 XXX				
9	Hayden Gribble	FR-1	BYU	1.96m	6' 5"
	1.81 PPP 1.86 PPP 1.91 O 1.96 O 2.01 XXX				
10	Michael				6' 5"



PL	NAME	YEAR	TEAM	MARK	CONV
1.81 PPP	1.86 PPP	1.91 O	1.96 XO	2.01 XXX	
11	Akeem Mustapha	SO-2	Point Park	1.96m	6' 5"
1.81 PPP	1.86 O	1.91 XO	1.96 XO	2.01 XXX	
12	Shane Connell	SR-4	Felician	1.96m	6' 5"
1.81 PPP	1.86 PPP	1.91 O	1.96 XXO	2.01 XXX	
13	Kyle Wimbish	SR-4	Central Connecticut	1.96m	6' 5"
1.81 PPP	1.86 O	1.91 XO	1.96 XXO	2.01 XXX	
14	Jayden Ekoko	FR-1	FDU	1.91m	6' 3.25"
1.81 PPP	1.86 XO	1.91 O	1.96 XXX		
15	Keith Townsend	SO-2	Central Connecticut	1.91m	6' 3.25"
1.81 O	1.86 O	1.91 XXO	1.96 XXX		
16	Amar Brown	SO-2	UAlbany	1.91m	6' 3.25"
1.81 O	1.86 XXO	1.91 XXO	2.01 XXX		
16	Krishmar Powell	SO-2	UAlbany	1.91m	6' 3.25"
1.81 O	1.86 XXO	1.91 XXO	2.01 XXX		
18	Ethan Ruffin	FR-1	FDU	1.86m	6' 1.25"
1.81 PPP	1.86 O	1.91 XXX			
18	Thomas Gibbard	JR-3	Monmouth	1.86m	6' 1.25"
1.81 O	1.86 O	1.91 XXX			
20	Rilwan Olulande	SO-2	FDU	1.86m	6' 1.25"
1.81 PPP	1.86 XO	1.96 XXX			
21	Rashann Rankins	FR-1	Central Connecticut	1.81m	5' 11.25"
1.81 XXO	1.86 XXX				
	Jayden Bennermon	SR-4	St. Thomas Aquinas	NH	NH
1.86 XXX					
	Jacob Hyatt	SR-4	Army West Point	NH	NH
1.81 XXX					



PL	NAME	YEAR	TEAM	MARK	CONV
4	Gideon Coprivnicar	SR-4	Lehigh	4.10m	13' 5.25"
3.50 PPP	3.65 PPP	3.80 XXO	3.95 PPP	4.10 O	
5	Eli Johnson	SO-2	Lehigh	4.10m	13' 5.25"
3.50 PPP	3.65 PPP	3.80 PPP	3.95 PPP	4.10 XXO	4.23 XXX
6	Jackson Haft	SR-4	Manhattan	3.80m	12' 5.5"
3.50 PPP	3.65 PPP	3.80 O	4.10 XXX		
7	Adam Jaros	SO-2	Columbia	3.80m	12' 5.5"
3.50 O	3.65 PPP	3.80 XO	4.10 XXX		
	Sayyidakbar Akbarov	FR-1	Lehigh	NH	NH
4.10 XXX					
	Gabe Snyder	SO-2	UAlbany	NH	NH
4.33 XXX					

## Men Pole Vault Invitational

Top↑

PL	NAME	YEAR	TEAM	MARK	CONV
1	Ethan Amata	SO-2	BYU	5.05m	16' 6.75"
4.15 PPP	4.30 PPP	4.45 PPP	4.60 PPP	4.75 PPP	4.90 PPP
				5.05 XXO	5.21 XXX
2	Julio Martinez	JR-3	Wagner	4.75m	15' 7"
4.15 PPP	4.30 O	4.45 O	4.60 O	4.75 O	4.90 XXX
3	Aaron Wood	SR-4	BYU	4.60m	15' 1"
4.15 PPP	4.30 PPP	4.45 PPP	4.60 O	4.75 XXX	
4	Samuel Epstein	JR-3	Colgate	4.60m	15' 1"
4.15 PPP	4.30 O	4.45 XXO	4.60 O	4.75 XXX	
5	Paul Lampert	SO-2	Army West Point	4.45m	14' 7.25"
4.15 PPP	4.30 O	4.45 XO	4.60 XXX		
6	Eli Griffin	FR-1	Army West Point	4.45m	14' 7.25"
4.15 PPP	4.30 XXO	4.45 XXO	4.60 XXX		
	Jan Volkmar	SR-4	Monmouth	NH	NH

PL	NAME	YEAR	TEAM	MARK	CONV
4.60 XX					
	Dalton Yeust	SR-4	Monmouth	NH	NH
4.90 XXX					
	Ian Hoffman	SR-4	UMBC	NH	NH
4.30 XXX					

## Men Long Jump Invitational

Top↑

PL	NAME	YEAR	TEAM	MARK	CONV
1	Lutalo Boyce		Unattached	7.55m	24' 9.25"
7.22	7.31	FOUL	7.55	FOUL	7.15
2	Joshua Adams	JR-3	Columbia	7.52m	24' 8.25"
7.52	7.45	PASS	PASS	PASS	PASS
3	Ahmad Brock	SR-4	Monmouth	7.45m	24' 5.5"
6.88	7.33	7.45	6.96	PASS	PASS
4	Cole Blair	SR-4	Colgate	7.40m	24' 3.5"
7.16	7.10	FOUL	7.40	7.11	7.40
5	Jack Mason	SO-2	Wagner	7.22m	23' 8.25"
7.03	6.85	7.13	6.77	7.22	7.04
6	Stephan Farquharson	JR-3	UAlbany	7.21m	23' 8"
6.96	6.75	5.39	6.77	7.21	6.71
7	Alex Kislenko	JR-3	Monmouth	6.97m	22' 10.5"
6.97	6.95	5.43	PASS	PASS	PASS
8	Akeem Mustapha	SO-2	Point Park	6.92m	22' 8.5"
6.81	6.92	FOUL	6.34	PASS	PASS
9	Amari Campbell	SO-2	St. Peter's	6.92m	22' 8.5"
FOUL	6.92	FOUL			
10	Josh Burgess	JR-3	Rider	6.90m	22' 7.75"
6.90	6.56	6.85			
11	Christian Quinn	SR-4	UAlbany	6.90m	22' 7.75"
FOUL	FOUL				

PL	NAME	YEAR	TEAM	MARK	CONV
12	Daniel Cephus	SR-4	UAlbany	6.89m	22' 7.25"
	FOUL	FOUL	6.89		
13	Jaden Ebanks	SR-4	Columbia	6.88m	22' 7"
	FOUL	FOUL	6.88		
14	Devin Jones	SR-4	Felician	6.79m	22' 3.5"
	FOUL	6.57	6.79		
15	Tyler Yen	SO-2	Columbia	6.68m	21' 11"
	6.68	6.63	FOUL		
16	Alex Bilello	JR-3	Manhattan	6.64m	21' 9.5"
	FOUL	6.64	FOUL		
17	Jamir Brown	FR-1	Rowan	6.62m	21' 8.75"
	6.26	6.62	6.42		
18	Antoine McNair Jr.	FR-1	FDU	6.58m	21' 7.25"
	6.23	6.58	6.29		
19	Carson Riner	FR-1	BYU	6.57m	21' 6.75"
	6.30	6.57	5.25		
20	Michael Quigley	JR-3	Point Park	6.48m	21' 3.25"
	FOUL	6.48	FOUL		
21	Jasir Parker	SR-4	UAlbany	6.47m	21' 2.75"
	FOUL	FOUL	6.47		
22	Ethan Vess	FR-1	Army West Point	6.33m	20' 9.25"
	6.33	6.32	FOUL		
23	Jacob Brokaw	SO-2	Monmouth	6.29m	20' 7.75"
	FOUL	FOUL	6.29		
	Simone Menchini	SO-2	UAlbany	FOUL	NM
	FOUL	FOUL	FOUL		

### Men Long Jump Invitational Flight 1

PL	NAME	YEAR	TEAM	MARK
1	Lutalo Boyce		Unattached	7.55m
12	Danie			6.89m

PL	NAME	YEAR	TEAM	MARK
13	Jaden Ebanks	SR-4	Columbia	6.88m
15	Tyler Yen	SO-2	Columbia	6.68m
16	Alex Bilello	JR-3	Manhattan	6.64m
18	Antoine McNair Jr.	FR-1	FDU	6.58m
19	Carson Riner	FR-1	BYU	6.57m
20	Michael Quigley	JR-3	Point Park	6.48m
21	Jasir Parker	SR-4	UAlbany	6.47m
22	Ethan Vess	FR-1	Army West Point	6.33m
23	Jacob Brokaw	SO-2	Monmouth	6.29m

### Men Long Jump Invitational Flight 2

PL	NAME	YEAR	TEAM	MARK
2	Joshua Adams	JR-3	Columbia	7.52m
3	Ahmad Brock	SR-4	Monmouth	7.45m
4	Cole Blair	SR-4	Colgate	7.40m

5	Jack Mason	SO-2	Wagner	7.22m
6	Stephan Farquharson	JR-3	UAlbany	7.21m
7	Alex Kislenko	JR-3	Monmouth	6.97m
8	Akeem Mustapha	SO-2	Point Park	6.92m
9	Amari Campbell	SO-2	St. Peter's	6.92m
10	Josh Burgess	JR-3	Rider	6.90m
11	Christian Quinn	SR-4	UAlbany	6.90m
14	Devin Jones	SR-4	Felician	6.79m
17	Jamir Brown	FR-1	Rowan	6.62m
	Simone Menchini	SO-2	UAlbany	FOUL

### Men Long Jump Pro-Elite

Top↑

PL	NAME	YEAR	TEAM	MARK	CONV
1	Jeremiah Davis		Puma	8.00m	26' 3"
7.61	8.00				

PL	NAME	YEAR	TEAM	MARK	CONV
2	Salif Mane		USA	7.82m	25' 8"
7.69	7.66	7.59	7.36	PASS	7.82
3	Wil Williams		USA	7.81m	25' 7.5"
7.81	FOUL	FOUL	7.50	7.60	FOUL
4	Cameron Crump		USA	7.70m	25' 3.25"
7.56	FOUL	7.65	7.35	7.23	7.70
5	Blair Brooks		Garden State TC	7.66m	25' 1.75"
7.66	7.36	7.52	7.62	7.53	7.27
6	Matthew Su		USA	7.08m	23' 2.75"
7.08	7.02	FOUL	6.92	PASS	7.07
7	Josh Colley		Trackbarn	7.08m	23' 2.75"
7.08	6.13	PASS	PASS	PASS	PASS

## Boys Long Jump High School

Top↑

PL	NAME	YEAR	TEAM	MARK	CONV
1	Joseph McDonald Jr	12	Kingston	23' 5"	7.13m
21' 9.75"	22' 6"	22' 1"	20' 11"	FOUL	23' 5"
2	Julian Cherundolo	12	Salesianum	21' 7"	6.57m
19' 10.5"	21' 1"	21' 3"	20' 11.5"	21' 7"	21' 5"
3	David Akinnubi	12	Greenwich	19' 8.5"	6.00m
18' 3.5"	18' 7"	18' 5.5"	PASS	19' 7.5"	19' 8.5"
4	Anthony Diaz	12	Shenendehowa Central	19' 7.5"	5.98m
19' 7.5"	19' 7.5"	FOUL	18' 6.5"	19' 0"	19' 4"
5	Nolan Tydings	12	Hilton Central	19' 7"	5.96m
19' 7"	18' 10.5"	19' 6.5"	17' 11"	19' 7"	19' 5"
6	Beya Salerno	9	Cornwall Central	19' 4"	5.89m
FOUL	19' 4"	17' 5.5"	17' 9.5"	18' 3"	FOUL
7	Jaden Ju	11	Shenendehowa Central	18' 4"	5.58m
17' 10"	17' 3"	18' 4"			
8	Hudson			18' 5"	5.57m

PL	NAME	YEAR	TEAM	MARK	CONV
	18' 3.5"			FOUL	FOUL
9	Carter Vallinino	12	Cornwall Central	18' 0.5"	5.49m
	14' 5.5"			17' 4.75"	18' 0.5"
10	Promise Kobela	12	Hilton Central	18' 0"	5.48m
	18' 0"			15' 4.5"	FOUL
11	Logan Manor	12	Kingston	17' 11"	5.46m
	FOUL			FOUL	17' 11"
12	Christian Bechstein	10	Salesianum	17' 6.5"	5.34m
	17' 3.5"			17' 6.5"	17' 2.75"
13	Zachary Powers	11	Shenendehowa Central	17' 2.5"	5.24m
	16' 0"			17' 2.5"	17' 0.5"
14	Timmy Grace	10	Salesianum	17' 1.75"	5.22m
	17' 1.75"			16' 6.5"	16' 6"
15	Nicholi Abbott	9	Shenendehowa Central	16' 5"	5.00m
	16' 5"			PASS	PASS
16	Jaiden Young	12	Law Enforcement & Public	14' 4.5"	4.38m
	13' 4.5"			14' 4.5"	13' 10"

## Men Long Jump Open

Top↑

PL	NAME	YEAR	TEAM	MARK	CONV
1	<a href="#">Aaron Brooks</a>	JR-3	<a href="#">Monmouth</a>	6.99m	22' 11.25"
	6.99			6.93	FOUL
2	<a href="#">Dylan Bonser</a>	SO-2	<a href="#">Monmouth</a>	6.77m	22' 2.5"
	6.56			6.71	6.77
3	<a href="#">Maxwell Goode</a>	SR-4	<a href="#">Point Park</a>	6.77m	22' 2.5"
	6.55			FOUL	6.33
4	<a href="#">Jaden Ferguson</a>	FR-1	<a href="#">Lehigh</a>	6.71m	22' 0.25"
	6.40			6.49	6.71
5	<a href="#">Aaron V</a>				21' 10.75"



PL	NAME	YEAR	TEAM	MARK	CONV
6.67	FOUL 5.96 6.61 6.50	FOUL			
6	Andrew Clark	SO-2	Lehigh	6.57m	21' 6.75"
6.26	6.44 6.57 6.47 6.10 6.46				
7	Daniel Givens	JR-3	Lehigh	6.47m	21' 2.75"
6.47	6.22 6.28 FOUL 6.13 6.42				
8	Sammy Somwaru	FR-1	Manhattan	6.46m	21' 2.5"
6.46	6.41 6.25 6.45 6.24 PASS				
9	Justice Hicks	FR-1	FDU	6.44m	21' 1.5"
6.33	6.27 6.44				
10	Zander Romero	SO-2	FDU	6.40m	21' 0"
6.40	6.15 6.28				
11	David Godbolt	FR-1	Monmouth	6.40m	21' 0"
5.97	6.25 6.40				
12	Kaelen Harper		Unattached	6.39m	20' 11.75"
6.17	6.39 6.13				
13	Theodore Lodge	FR-1	Manhattan	6.36m	20' 10.5"
6.11	6.36 6.05				
14	Max Weinberg	JR-3	Rider	6.35m	20' 10"
FOUL	6.12 6.35				
15	Brandon Hull	FR-1	Army West Point	6.31m	20' 8.5"
FOUL	6.31 FOUL				
16	Simeon Washington	FR-1	Marist	6.28m	20' 7.25"
6.28	6.28 6.20				
17	Joel Blamon	FR-1	Rider	6.22m	20' 5"
FOUL	6.10 6.22				
18	Christian Mercado	SO-2	FDU	6.13m	20' 1.5"
6.01	6.03 6.13				
19	Jeremie				20' 1.5"

PL	NAME	YEAR	TEAM	MARK	CONV
6.02	6.13 5.73				
20	Kaden Passey	FR-1	BYU	6.07m	19' 11"
5.53	5.90 6.07				
21	Kymani Clarke	FR-1	Felician	6.06m	19' 10.75"
5.93	5.89 6.06				
22	Oluwademilade Adeniran	SO-2	Johns Hopkins	5.90m  Centennial	19' 4.25"
FOUL	FOUL 5.90				
23	Neves Hoose	FR-1	Lehigh	5.86m	19' 2.75"
5.02	5.80 5.86				
24	Jashad Kersey	SO-2	FDU	5.85m	19' 2.5"
5.75	5.85 4.42				
25	Mason Sweeney	12	Unattached	5.84m	19' 2"
FOUL	5.84 FOUL				
26	Jayce Ward	FR-1	Manhattan	5.82m	19' 1.25"
5.80	5.82 FOUL				
27	Yoshio Mochizuki		06-Unattached	5.80m	19' 0.5"
5.69	5.69 5.80				
28	Tyler VerSchure	FR-1	Lehigh	5.29m	17' 4.25"
FOUL	5.29				
29	Troy Thomas	JR-3	LIU	5.17m	16' 11.5"
FOUL	5.06 5.17				
30	Micah Mchardy	FR-1	Monroe University (NR)	4.99m	16' 4.5"
4.94	4.99 3.67				
31	Elijah Upsher	FR-1	Monroe University (NR)	4.24m	13' 11"
FOUL	4.08 4.24				
	Ramsey Heredia	FR-1	Marist	FOUL	NM
FOUL	FOUL				

PL	NAME	YEAR	TEAM	MARK	CONV
	Jordan Layos	SR-4	Lehigh	FOUL	NM
FOUL					
	Ryan Nartey	JR-3	NJIT	FOUL	NM
FOUL PASS PASS					

### Men Long Jump Open Flight 1

PL	NAME	YEAR	TEAM	MARK
11	David Godbolt	FR-1	Monmouth	6.40m
19	Jeremiah Downer	FR-1	Staten Island	6.13m
22	Oluwademilade Adeniran	SO-2	Johns Hopkins	5.90m  Centennial
23	Neves Hoose	FR-1	Lehigh	5.86m
26	Jayce Ward	FR-1	Manhattan	5.82m
27	Yoshio Mochizuki		06-Unattached	5.80m
28	Tyler VerSchure	FR-1	Lehigh	5.29m
29	Troy Thomas	JR-3	LIU	5.17m
30	Micah Mchardy	FR-1	Monroe University (NR)	4.99m
31	Elijah Upsher	FR-1	Monroe University (NR)	4.24m
	Jordan Layos	SR-4	Lehigh	FOUL

### Men Long Jump Open Flight 2

PL	NAME	YEAR	TEAM	MARK
6	Andrew Clark	SO-2	Lehigh	6.57m
7	Daniel Givens	JR-3	Lehigh	6.47m
9	Justice Hicks	FR-1	FDU	6.44m
10	Zander Romero	SO-2	FDU	6.40m
12	Kaelen Harper		Unattached	6.39m
13	Theodore Lodge	FR-1	Manhattan	6.36m
17	Joel Blamon	FR-1	Rider	6.22m
18	Christian Mercado	SO-2	FDU	6.13m
20	Kaden Bessy	FR-1	FDU	6.07m

PL	NAME	YEAR	TEAM	MARK
21	Kymani Clarke	FR-1	Felician	6.06m
24	Jashad Kersey	SO-2	FDU	5.85m
	Ramsey Heredia	FR-1	Marist	FOUL

### Men Long Jump Open Flight 3

PL	NAME	YEAR	TEAM	MARK
1	Aaron Brooks	JR-3	Monmouth	6.99m
2	Dylan Bonser	SO-2	Monmouth	6.77m
3	Maxwell Goode	SR-4	Point Park	6.77m
4	Jaden Ferguson	FR-1	Lehigh	6.71m
5	Aaron Wood	SR-4	BYU	6.67m
8	Sammy Somwaru	FR-1	Manhattan	6.46m
14	Max Weinberg	JR-3	Rider	6.35m
15	Brandon Hull	FR-1	Army West Point	6.31m
16	Simeon Washington	FR-1	Marist	6.28m
25	Mason Sweeney	12	Unattached	5.84m
	Ryan Narthey	JR-3	NJIT	FOUL

### Boys Triple Jump High School


Top↑

PL	NAME	YEAR	TEAM	MARK	CONV	
1	Imran Kalemba	10	Franklin D. Roosevelt (NY	41' 2.5"	12.56m	
	40' 5.25"	40' 0"	39' 0"	40' 1.25"	41' 2.5"	38' 4.25"
2	tyree ross Jr.	12	Law Enforcement & Public	40' 8.25"	12.40m	
	39' 2.5"	39' 7.5"	38' 0"	37' 1"	36' 11"	40' 8.25"
3	Anthony Diaz	12	Shenendehowa Central	40' 6.25"	12.35m	
	FOUL	38' 3.75"	36' 8.5"	39' 5.5"	40' 6.25"	39' 11.5"
4	Jaden Ju	11	Shenendehowa Central	39' 3"	11.96m	
	36' 11.5"	32' 0"	FOUL	35' 11"	39' 0.5"	39' 3"

### Men Triple Jump Invitational

Top↑

PL	NAME	YEAR	TEAM	MARK	CONV
1	Jasir Pa				48' 0.75"

PL	NAME	YEAR	TEAM	MARK	CONV	
	FOUL	FOUL	14.12	14.00	14.35	14.65
2	Rocco Carpinello	FR-1	Columbia	14.64m	48' 0.5"	
	FOUL	FOUL	14.33	14.55	14.43	14.64
3	Ethan Vess	FR-1	Army West Point	14.33m	47' 0.25"	
	14.33	13.84	14.03	PASS	PASS	PASS
4	Marvellous Bassey	JR-3	NJIT	14.00m	45' 11.25"	
	13.44	13.94	14.00	13.47	PASS	PASS
5	Jashad Kersey	SO-2	FDU	13.97m	45' 10"	
	13.72	13.95	13.97	13.59	FOUL	13.93
6	Matthew Steele	SO-2	New Haven	13.92m	45' 8"	
	13.73	13.92	12.17	PASS	PASS	PASS
7	Myles Taylor	SO-2	FDU	13.81m	45' 3.75"	
	13.81	FOUL	PASS	PASS	PASS	PASS
8	Beck Deeny	SR-4	Montclair State	13.73m ✓	45' 0.5"	
	FOUL	13.40	13.73	13.59	FOUL	13.70
9	Ryan Nartey	JR-3	NJIT	13.71m	44' 11.75"	
	13.71	13.65	13.51			
10	Jordan Layos	SR-4	Lehigh	13.70m	44' 11.5"	
	FOUL	13.47	13.70			
11	Kwame Amoo-Otoo	FR-1	Army West Point	13.61m	44' 8"	
	13.59	13.52	13.61			
12	Oluwademilade Adeniran	SO-2	Johns Hopkins	13.54m ✓  Centennial	44' 5.25"	
	FOUL	13.54	FOUL			
13	Jayden Bennermon	SR-4	St. Thomas Aquinas	13.53m	44' 4.75"	
	FOUL	13.53	FOUL			
14	Kymani Clarke	FR-1	Felician	13.48m	44' 2.75"	

PL	NAME	YEAR	TEAM	MARK	CONV
13.46	13.10	13.48			
15	Theodore Lodge	FR-1	Manhattan	13.42m	44' 0.5"
13.42	FOUL	13.25			
16	Patrick Torres	So	Unattached	13.22m	43' 4.5"
12.98	12.85	13.22			
17	Bryan Elliott	FR-1	Central Connecticut	13.02m	42' 8.75"
12.78	13.02	12.70			
18	Maxwell Goode	SR-4	Point Park	12.94m	42' 5.5"
12.79	12.80	12.94			
19	Luis Calderon	SO-2	New Haven	12.61m	41' 4.5"
FOUL	12.61	12.47			
20	Daniel Enrico	FR-1	New Haven	12.53m	41' 1.5"
FOUL	FOUL	12.53			
21	Akin Akinwunmi	SR-4	New Haven	12.14m	39' 10"
FOUL	FOUL	12.14			
	Donovan Young	JR-3	UMBC	FOUL	NM
FOUL	FOUL	FOUL			
	Bryce Boddie	SR-4	Monmouth	FOUL	NM
FOUL	PASS	PASS			
	Nile Love	SR-4	New Haven	FOUL	NM
FOUL	PASS	PASS			

### Men Triple Jump Invitational Flight 1

PL	NAME	YEAR	TEAM	MARK
3	Ethan Vess	FR-1	Army West Point	14.33m
5	Jashad Kersey	SO-2	FDU	13.97m
7	Myles Taylor	SO-2	FDU	13.81m
10	Jordan Layos	SR-4	Lehigh	13.70m
11	Kwame Amoo-Otoo	FR-1	Army West Point	13.61m
14	Kyma	FR-1	FDU	13.48m

PL	NAME	YEAR	TEAM	MARK
15	<a href="#">Theodore Lodge</a>	FR-1	<a href="#">Manhattan</a>	13.42m
16	<a href="#">Patrick Torres</a>	So	Unattached	13.22m
17	<a href="#">Bryan Elliott</a>	FR-1	<a href="#">Central Connecticut</a>	13.02m
18	<a href="#">Maxwell Goode</a>	SR-4	<a href="#">Point Park</a>	12.94m
19	<a href="#">Luis Calderon</a>	SO-2	<a href="#">New Haven</a>	12.61m
20	<a href="#">Daniel Enrico</a>	FR-1	<a href="#">New Haven</a>	12.53m
21	<a href="#">Akin Akinwunmi</a>	SR-4	<a href="#">New Haven</a>	12.14m

### Men Triple Jump Invitational Flight 2

PL	NAME	YEAR	TEAM	MARK
1	<a href="#">Jasir Parker</a>	SR-4	<a href="#">UAlbany</a>	14.65m
2	<a href="#">Rocco Carpinello</a>	FR-1	<a href="#">Columbia</a>	14.64m
4	<a href="#">Marvellous Bassey</a>	JR-3	<a href="#">NJIT</a>	14.00m
6	<a href="#">Matthew Steele</a>	SO-2	<a href="#">New Haven</a>	13.92m

8	<a href="#">Beck Deeny</a>	SR-4	<a href="#">Montclair State</a>	13.73m
9	<a href="#">Ryan Nartey</a>	JR-3	<a href="#">NJIT</a>	13.71m
12	<a href="#">Oluwademilade Adeniran</a>	SO-2	<a href="#">Johns Hopkins</a>	13.54m Centennial
13	<a href="#">Jayden Bennermon</a>	SR-4	<a href="#">St. Thomas Aquinas</a>	13.53m
	<a href="#">Bryce Boddie</a>	SR-4	<a href="#">Monmouth</a>	FOUL
	<a href="#">Donovan Young</a>	JR-3	<a href="#">UMBC</a>	FOUL
	<a href="#">Nile Love</a>	SR-4	<a href="#">New Haven</a>	FOUL

### Men Triple Jump Open

Top↑

PL	NAME	YEAR	TEAM	MARK	CONV	
1	<a href="#">Joshua Yoon</a>	FR-1	<a href="#">Columbia</a>	14.08m	46' 2.5"	
	FOUL	13.40	13.70	FOUL	14.08	PASS
2	<a href="#">Jaden Ferguson</a>	FR-1	<a href="#">Lehigh</a>	13.61m	44' 8"	
	13.33	13.61	11.45	13.03	12.80	13.39
3	<a href="#">Jayce V</a>				43' 6.5"	

PL	NAME	YEAR	TEAM	MARK	CONV
13.20	13.27	13.01	FOUL	12.42	12.75
4	Christian Mercado	SO-2	FDU	13.00m	42' 8"
12.69	12.52	12.43	12.83	13.00	12.64
5	Arjun Kasthuri	SO-2	Army West Point	12.85m	42' 2"
FOUL	12.42	12.53	12.37	12.85	12.64
6	Troy Thomas	JR-3	LIU	12.78m	41' 11.25"
12.51	11.96	12.10	12.41	12.55	12.78
7	Julian Shaw	FR-1	Iona	12.51m	41' 0.5"
11.96	12.51	FOUL	11.92	12.25	11.97
8	Michael Quigley	JR-3	Point Park	12.49m	40' 11.75"
FOUL	11.80	12.49	12.11	FOUL	12.37
	Joel Bennett	SO-2	Monroe University (NR)	FOUL	NM
FOUL	FOUL	FOUL			

## Men Shot Put Open

Top↑

PL	NAME	YEAR	TEAM	MARK	CONV
1	Matt Palchak	FR-1	Army West Point	15.79m	51' 9.75"
15.06	14.84	15.79	15.34	15.45	FOUL
2	Tyler Poole	SO-2	BYU	15.73m	51' 7.25"
14.42	14.87	15.33	15.73	FOUL	15.13
3	Ronde Washington	JR-3	Monmouth	15.70m	51' 6.25"
14.88	15.39	15.70	FOUL	15.53	FOUL
4	Darien Cade	SO-2	FDU	15.14m	49' 8.25"
14.97	15.14	14.20	14.11	FOUL	FOUL
5	Joseph Teresi	SR-4	FDU-Florham	14.75m	48' 4.75"
FOUL	14.75	FOUL	FOUL	FOUL	14.32
6	Paul Brennan	SR-4	Manhattan	14.69m	48' 2.5"
FOUL	FOUL	14.68	14.69	FOUL	14.31
7	Shane O'Neill	FR-1	UAlbany	14.68m	48' 2"
14.18	14.68	14.41	FOUL	FOUL	14.47
8	Frankie				47' 5.75"



PL	NAME	YEAR	TEAM	MARK	CONV
	FOUL 14.47 FOUL FOUL FOUL FOUL				
9	Damere Lassiter	FR-1	Rider	14.43m	47' 4.25"
	FOUL 13.09 14.43				
10	Toby Tan	SR-4	Columbia	14.27m	46' 10"
	13.90 14.27 FOUL				
11	Peter Athanailos	SR-4	Manhattan	14.25m	46' 9"
	14.11 14.25 FOUL				
12	Adam Moezaw	JR-3	Columbia	14.00m	45' 11.25"
	FOUL 14.00 FOUL				
13	Chevaughn Fletcher	JR-3	Point Park	13.93m	45' 8.5"
	13.93 FOUL FOUL				
14	Nathan West		UNAT-Columbia	13.89m	45' 7"
	FOUL 13.84 13.89				
15	Noah Lawson	SR-4	Rider	13.88m	45' 6.5"
	12.62 13.88 FOUL				
16	Franklin Simms	JR-3	Wagner	13.67m	44' 10.25"
	13.05 13.67 13.50				
17	Matt Nolan	FR-1	Monmouth	13.40m	43' 11.75"
	12.98 13.40 13.00				
18	Adam Lenn	SR-4	St. Thomas Aquinas	13.32m	43' 8.5"
	12.80 FOUL 13.32				
19	David Attram	SR-4	Point Park	13.15m	43' 1.75"
	12.67 FOUL 13.15				
20	Anthony Price	SO-2	Monmouth	13.05m	42' 9.75"
	12.82 12.67 13.05				
21	Connor Knight	SR-4	LIU	13.02m	42' 8.75"
	10.89 13.02 12.85				
22	Gavin Kopf	SO-2	St. Thomas Aquinas	12.86m	42' 2.25"
	12.86 FOUL 12.22				
23	Jayden				39' 10"

PL	NAME	YEAR	TEAM	MARK	CONV
11.50	12.14	12.13			

### Men Shot Put Open Flight 1

PL	NAME	YEAR	TEAM	MARK
4	<a href="#">Darien Cade</a>	SO-2	<a href="#">FDU</a>	15.14m
7	<a href="#">Shane O'Neill</a>	FR-1	<a href="#">UAlbany</a>	14.68m
12	<a href="#">Adam Moezaw</a>	JR-3	<a href="#">Columbia</a>	14.00m
14	<a href="#">Nathan West</a>		<a href="#">UNAT-Columbia</a>	13.89m
15	<a href="#">Noah Lawson</a>	SR-4	<a href="#">Rider</a>	13.88m
16	<a href="#">Franklin Simms</a>	JR-3	<a href="#">Wagner</a>	13.67m
17	<a href="#">Matt Nolan</a>	FR-1	<a href="#">Monmouth</a>	13.40m
19	<a href="#">David Attram</a>	SR-4	<a href="#">Point Park</a>	13.15m
20	<a href="#">Anthony Price</a>	SO-2	<a href="#">Monmouth</a>	13.05m
21	<a href="#">Connor Knight</a>	SR-4	<a href="#">LIU</a>	13.02m
22	<a href="#">Gavin Kopf</a>	SO-2	<a href="#">St. Thomas Aquinas</a>	12.86m
23	<a href="#">Jayden Miller</a>	SO-2	<a href="#">Army West Point</a>	12.14m

### Men Shot Put Open Flight 2

PL	NAME	YEAR	TEAM	MARK
1	<a href="#">Matt Palchak</a>	FR-1	<a href="#">Army West Point</a>	15.79m
2	<a href="#">Tyler Poole</a>	SO-2	<a href="#">BYU</a>	15.73m
3	<a href="#">Ronde Washington</a>	JR-3	<a href="#">Monmouth</a>	15.70m
5	<a href="#">Joseph Teresi</a>	SR-4	<a href="#">FDU-Florham</a>	14.75m
6	<a href="#">Paul Brennan</a>	SR-4	<a href="#">Manhattan</a>	14.69m
8	<a href="#">Frankie Gonzalez</a>	JR-3	<a href="#">UAlbany</a>	14.47m
9	<a href="#">Damere Lassiter</a>	FR-1	<a href="#">Rider</a>	14.43m
10	<a href="#">Toby Tan</a>	SR-4	<a href="#">Columbia</a>	14.27m
11	<a href="#">Peter Athanailos</a>	SR-4	<a href="#">Manhattan</a>	14.25m
13	<a href="#">Chevaughn Fletcher</a>	JR-3	<a href="#">Point Park</a>	13.93m
18	<a href="#">Adam Lenn</a>	SR-4	<a href="#">St. Thomas Aquinas</a>	13.32m

### Men Shot Put Invitational

Top↑

PL	NAME	CONV

PL	NAME	YEAR	TEAM	MARK	CONV
1	Andrew Stone	SR-4	Wisconsin	19.02m	62' 5"
	FOUL	18.49	FOUL	19.02	FOUL 17.24
2	Joseph White	SR-4	Wisconsin	19.00m	62' 4"
	17.77	18.06	19.00	FOUL	17.50 FOUL
3	Danny Bryant	SR-4	BYU	18.76m	61' 6.75"
	18.30	18.46	FOUL	18.09	18.33 18.76
4	Jason Swarens	SR-4	Wisconsin	18.66m	61' 2.75"
	FOUL	18.39	18.66	FOUL	FOUL FOUL
5	Obiora Okeke	SR-4	Columbia	18.61m	61' 0.75"
	18.01	18.45	18.30	18.61	18.53 16.75
6	Jayden DuBard	SR-4	Rider	17.52m	57' 5.75"
	16.84	15.81	17.04	17.52	16.96 16.99
7	Travis Robinson	SR-4	UAlbany	17.46m	57' 3.5"
	17.46	FOUL	FOUL	FOUL	FOUL FOUL
8	Kyle Clabough	SO-2	Wisconsin	17.36m	56' 11.5"
	17.17	17.22	17.36	17.20	FOUL FOUL
9	Peyton Williams	FR-1	BYU	16.66m	54' 8"
	FOUL	14.90	16.66		
10	Robby Manse	JR-3	Army West Point	16.64m	54' 7.25"
	16.03	16.44	16.64		
11	Liam Lovering	SR-4	Lehigh	16.06m	52' 8.25"
	16.06	FOUL	FOUL		
12	Ethan Hart	SR-4	UMBC	16.04m	52' 7.5"
	16.04	15.96	FOUL		
13	Luke Noonan	SR-4	Army West Point	15.50m	50' 10.25"
	FOUL	15.27	15.50		
14	AJ Bailor	SR-4	Monmouth	15.09m	49' 6.25"
	14.87	15.09	FOUL		

## Boys Shot Put High School

Top↑

PL	NAME	YEAR	TEAM	MARK	CONV

PL	NAME	YEAR	TEAM	MARK	CONV	
1	Roan Samuels	11	Salesianum	51' 5.5"	15.68m	
	47' 8.25"	47' 10.25"	48' 4.5"	FOUL	51' 5.5"	FOUL
2	Max Martire	11	Tatnall	50' 8.5"	15.45m	
	47' 10.75"	47' 7.5"	45' 7.25"	FOUL	50' 8.5"	48' 4.25"
3	Jared Nerone	12	Kingston	44' 9.25"	13.64m	
	FOUL	41' 0.75"	43' 7.25"	41' 6"	41' 7.75"	44' 9.25"
4	Justin Reich	10	Monroe-New Rochelle (N.Y.)	43' 10"	13.36m	
	40' 7.25"	40' 11"	42' 9.5"	FOUL	43' 10"	FOUL
5	Shawn Bleboo	12	Kingston	43' 1.5"	13.14m	
	43' 1.5"	41' 6"	FOUL	39' 7"	41' 5.25"	FOUL
6	Anthony Lanari	10	Monroe-New Rochelle (N.Y.)	42' 7.25"	12.98m	
	FOUL	42' 7.25"	FOUL	FOUL	41' 10"	40' 8.25"
7	Brendan Andros	12	Franklin D. Roosevelt (NY)	40' 0.25"	12.19m	
	FOUL	FOUL	40' 0.25"			
8	Aidan Daluiski	12	Riverdale Country	38' 8.75"	11.80m	
	28' 9"	38' 8.75"	FOUL			
9	Sam Portney	12	Monroe-New Rochelle (N.Y.)	38' 8.5"	11.79m	
	29' 8.25"	38' 8.5"	36' 1.25"			
10	Tristan Walsh	11	Salesianum	38' 4"	11.68m	
	FOUL	FOUL	38' 4"			
11	Dimitry Alexandre	10	Queens HS of Teaching	38' 3.5"	11.67m	
	38' 3.5"	34' 2"	34' 8.5"			
12	Rasan Hoskins-Correa	11	Riverdale Country	37' 9.75"	11.52m	
	34' 2.25"	37' 9.75"	33' 7"			
13	Jerico Akzel Eleazar	11	Riverdale Country	35' 4.25"	10.77m	
	35' 2"	35' 4.25"	34' 0.25"			
14	Shiloh Hay	12	Riverdale Country	32' 11.25"	10.03m	
	28' 5"	32' 3"				

PL	NAME	YEAR	TEAM	MARK	CONV
15	Jaskaran Kang	11	Franklin D. Roosevelt (NY)	32' 10.75"	10.02m
31' 1.75" FOUL 32' 10.75"					
16	Reid Chambers	11	Riverdale Country	30' 4.75"	9.26m
27' 4.25" 30' 4.75" 30' 1.5"					
17	Xavier Bandur-Rosen	9	Riverdale Country	29' 11.75"	9.13m
29' 3" 29' 11.75" FOUL					
	Cameron Saunders	11	Hamden	FOUL	NM
FOUL FOUL FOUL					
	Nick McDermond	10	Salesianum	FOUL	NM
FOUL FOUL FOUL					
	Jack Grace	12	Salesianum	FOUL	NM
FOUL FOUL FOUL					

### Boys Shot Put High School Flight 1

PL	NAME	YEAR	TEAM	MARK
8	Aidan Daluiski	12	Riverdale Country	38' 8.75"
10	Tristan Walsh	11	Salesianum	38' 4"
11	Dimitry Alexandre	10	Queens HS of Teaching	38' 3.5"
12	Rasan Hoskins-Correa	11	Riverdale Country	37' 9.75"
13	Jerico Akzel Eleazar	11	Riverdale Country	35' 4.25"
14	Shiloh Hay	12	Riverdale Country	32' 11.25"
15	Jaskaran Kang	11	Franklin D. Roosevelt (NY)	32' 10.75"
16	Reid Chambers	11	Riverdale Country	30' 4.75"
17	Xavier Bandur-Rosen	9	Riverdale Country	29' 11.75"
	Nick McDermond	10	Salesianum	FOUL

### Boys Shot Put High School Flight 2

PL	NAME	YEAR	TEAM	MARK
1	Roan Samuels	11	Salesianum	51' 5.5"

2	Max M			50' 8.5"
---	-------	--	--	----------

PL	NAME	YEAR	TEAM	MARK
3	Jared Nerone	12	Kingston	44' 9.25"
4	Justin Reich	10	Monroe-New Rochelle (N.Y.	43' 10"
5	Shawn Bleboo	12	Kingston	43' 1.5"
6	Anthony Lanari	10	Monroe-New Rochelle (N.Y.	42' 7.25"
7	Brendan Andros	12	Franklin D. Roosevelt (NY	40' 0.25"
9	Sam Portney	12	Monroe-New Rochelle (N.Y.	38' 8.5"
	Jack Grace	12	Salesianum	FOUL
	Cameron Saunders	11	Hamden	FOUL

## Men Weight Throw Invitational

Top↑

PL	NAME	YEAR	TEAM	MARK	CONV	
1	<a href="#">Joseph White</a>	SR-4	<a href="#">Wisconsin</a>	21.88m	71' 9.5"	
	21.43	21.84	FOUL	FOUL	21.88	21.59
2	Alex Kristeller		Unattached	21.79m	71' 6"	
	21.02	FOUL	21.62	21.79	20.33	FOUL
3	<a href="#">Qualiar Newton</a>	JR-3	<a href="#">UAlbany</a>	20.18m	66' 2.5"	
	19.27	19.11	FOUL	19.13	20.18	18.82
4	<a href="#">Obiora Okeke</a>	SR-4	<a href="#">Columbia</a>	20.01m	65' 7.75"	
	20.01	19.76	19.14	18.72	17.83	FOUL
5	Marcus Disbrow	12	Garden State Track Club	20.01m	65' 7.75"	
	FOUL	FOUL	19.16	FOUL	FOUL	20.01
6	<a href="#">Jason Swarens</a>	SR-4	<a href="#">Wisconsin</a>	20.00m	65' 7.5"	
	FOUL	20.00	19.36	FOUL	FOUL	FOUL
7	<a href="#">Paul Brennan</a>	SR-4	<a href="#">Manhattan</a>	18.98m	62' 3.25"	
	17.92	18.73	18.43	18.98	18.72	18.43
8	<a href="#">Danny Bryant</a>	SR-4	<a href="#">BYU</a>	18.81m	61' 8.5"	
	18.81	FOUL	17.93	18.25	FOUL	18.53
9	<a href="#">Robby Manse</a>	JR-3	<a href="#">Army West Point</a>	18.73m	61' 5.5"	
	17.86	18.73	FOUL	18.41	FOUL	FOUL
10	<a href="#">Cole Hooper</a>	SR-4	<a href="#">Wisconsin</a>	18.48m	60' 7.75"	
	17.67	17.80				

PL	NAME	YEAR	TEAM	MARK	CONV
11	Jonathan Segujja	SR-4	Army West Point	17.01m	55' 9.75"
15.66	FOUL	17.01			
12	Chevaughn Fletcher	JR-3	Point Park	15.66m	51' 4.5"
15.45	15.66	FOUL			
	Jayden DuBard	SR-4	Rider	FOUL	NM
FOUL	FOUL	FOUL			

## Men Weight Throw Open

Top↑

PL	NAME	YEAR	TEAM	MARK	CONV
1	Parker Kim	SO-2	Columbia	19.04m	62' 5.75"
FOUL	17.84	18.34	FOUL	19.04	FOUL
2	Simon Skoumal	SR-4	Columbia	17.45m	57' 3"
16.63	17.45	FOUL	17.16	FOUL	
3	Jacob Bowersock	JR-3	Army West Point	17.16m	56' 3.75"
17.16	16.57	17.06	16.33	15.74	16.53
4	Christopher Milillo	JR-3	Wagner	17.02m	55' 10.25"
17.02	16.50	15.80	FOUL	FOUL	FOUL
5	Liam Lovering	SR-4	Lehigh	16.19m	53' 1.5"
15.86	FOUL	16.19	FOUL	FOUL	FOUL
6	Damere Lassiter	FR-1	Rider	15.84m	51' 11.75"
15.29	FOUL	15.84	FOUL	FOUL	FOUL
7	Peyton Williams	FR-1	BYU	15.69m	51' 5.75"
15.55	15.69	FOUL	14.85	FOUL	FOUL
8	Adam Lenn	SR-4	St. Thomas Aquinas	15.01m	49' 3"
15.00	FOUL	14.34	14.38	FOUL	15.01
9	Angelo Pisacreta	SO-2	Central Connecticut	14.88m	48' 10"
14.10	14.84	14.88			
10	Adrian Pocesta	SR-4	Wagner	14.84m	48' 8.25"
FOUL	14.84	FOUL			
11	Greyson Golda	FR-1	Central Connecticut	14.65m	48' 0.75"
12.99	14.65				

PL	NAME	YEAR	TEAM	MARK	CONV
12	Christopher Cajamarca	SO-2	St. Thomas Aquinas	14.60m	47' 11"
	14.60 14.22 13.31				
13	Joshua Browne	FR-1	Rider	14.37m	47' 1.75"
	13.53 14.37 FOUL				
14	Nicholas Xavier	FR-1	Central Connecticut	14.35m	47' 1"
	FOUL 14.35 14.26				
15	Andrew Sabeh	SO-2	NJIT	14.27m	46' 10"
	FOUL FOUL 14.27				
16	Tyler Poole	SO-2	BYU	14.17m	46' 6"
	14.17 13.92 14.11				
17	Connor Knight	SR-4	LIU	14.16m	46' 5.5"
	14.02 FOUL 14.16				
18	Darien Cade	SO-2	FDU	14.13m	46' 4.25"
	FOUL 14.13 FOUL				
19	Keegan Li	SR-4	Columbia	14.03m	46' 0.5"
	14.03 13.98 13.40				
20	Aidan Simao	FR-1	Army West Point	13.96m	45' 9.75"
	13.86 FOUL 13.96				
21	Anthony Colucci		UNAT-Columbia	13.86m	45' 5.75"
	13.49 13.44 13.86				
22	Peter Athanailos	SR-4	Manhattan	13.79m	45' 3"
	13.29 13.79 13.04				
23	Daniel McWilliams	FR-1	Manhattan	13.44m	44' 1.25"
	12.38 13.20 13.44				
24	Quincy Davis	SO-2	Central Connecticut	13.43m	44' 0.75"
	13.43 12.93 FOUL				
25	Tavaughn Stewart	SO-2	LIU	13.32m	43' 8.5"
	13.32 FOUL FOUL				
26	David Attram	SR-4	Point Park	12.97m	42' 6.75"
	FOUL 12.97				



PL	NAME	YEAR	TEAM	MARK	CONV
	Amir Spruell-Everson	SO-2	Felician	FOUL	NM
FOUL	FOUL	FOUL			
	Collin Torres	FR-1	Army West Point	FOUL	NM
FOUL	FOUL	FOUL			
	Jake Nwosu	SR-4	Army West Point	FOUL	NM
FOUL	FOUL	FOUL			

### Men Weight Throw Open Flight 1

PL	NAME	YEAR	TEAM	MARK
9	Angelo Pisacreta	SO-2	Central Connecticut	14.88m
12	Christopher Cajamarca	SO-2	St. Thomas Aquinas	14.60m
13	Joshua Browne	FR-1	Rider	14.37m
14	Nicholas Xavier	FR-1	Central Connecticut	14.35m
16	Tyler Poole	SO-2	BYU	14.17m
18	Darien Cade	SO-2	FDU	14.13m
20	Aidan Simao	FR-1	Army West Point	13.96m
21	Anthony Colucci		UNAT-Columbia	13.86m
22	Peter Athanailos	SR-4	Manhattan	13.79m
23	Daniel McWilliams	FR-1	Manhattan	13.44m
24	Quincy Davis	SO-2	Central Connecticut	13.43m
25	Tavaughn Stewart	SO-2	LIU	13.32m
26	David Attram	SR-4	Point Park	12.97m
	Amir Spruell-Everson	SO-2	Felician	FOUL

### Men Weight Throw Open Flight 2

PL	NAME	YEAR	TEAM	MARK
1	Parker Kim	SO-2	Columbia	19.04m
2	Simon Skoumal	SR-4	Columbia	17.45m
3	Jacob Bowersock	JR-3	Army West Point	17.16m
4	Christopher Milillo	JR-3	Wagner	17.02m

5	Liam			16.19m
---	------	--	--	--------

PL	NAME	YEAR	TEAM	MARK
6	<a href="#">Damere Lassiter</a>	FR-1	<a href="#">Rider</a>	15.84m
7	<a href="#">Peyton Williams</a>	FR-1	<a href="#">BYU</a>	15.69m
8	<a href="#">Adam Lenn</a>	SR-4	<a href="#">St. Thomas Aquinas</a>	15.01m
10	<a href="#">Adrian Pocesta</a>	SR-4	<a href="#">Wagner</a>	14.84m
11	<a href="#">Greyson Golda</a>	FR-1	<a href="#">Central Connecticut</a>	14.65m
15	<a href="#">Andrew Sabeh</a>	SO-2	<a href="#">NJIT</a>	14.27m
17	<a href="#">Connor Knight</a>	SR-4	<a href="#">LIU</a>	14.16m
19	<a href="#">Keegan Li</a>	SR-4	<a href="#">Columbia</a>	14.03m
	<a href="#">Jake Nwosu</a>	SR-4	<a href="#">Army West Point</a>	FOUL
	<a href="#">Collin Torres</a>	FR-1	<a href="#">Army West Point</a>	FOUL

### Men's Distance Medley Relay (Yards)

[Top↑](#)

PL	NAME	YEAR	TEAM	TIME
1			<a href="#">Greenwich</a>	10:31.89
2			<a href="#">Shenendehowa Central</a>	10:37.90
3			<a href="#">E.O. Smith</a>	10:39.03
4			<a href="#">Christian Brothers-Albany</a>	10:41.00
5			<a href="#">Salesianum</a>	11:00.07

[Privacy Policy](#) / [California Privacy Policy](#) / [Terms of Use](#) / [Sites](#) / [Submitting Results](#) / [Contact TFRRS](#) / [Cookie Preferences](#) / [Do Not Sell or Share My Personal Information](#)



Copyright © 2025 DirectAthletics, Inc.

Generated 2025-01-26 14:06:40

