



### Stanford Invitational

April 4- 5, 2025

Stanford - Palo Alto, CA

ICON KEY: + NCAA DII ✓ CCC A ✓ CCC B + NWC \* NAIA A \* NAIA B

NJCAA DI

Events:



### Men's 100 Meters Finals

W: 1.4

PL	NAME	YEAR	TEAM	TIME
1	<a href="#">Robert Stitts</a>	Sophomore	<a href="#">Chabot</a>	10.42 ✓✓
2	<a href="#">Wakilli Bennett</a>		Unattached	10.44
3	<a href="#">Alonzo Florioli</a>		Audience of One Elite	10.45
4	<a href="#">Josh Green</a>	SO-2	<a href="#">Boise State</a>	10.73
5	<a href="#">Xavier Bruce</a>	SO-2	<a href="#">Sacramento St.</a>	10.75

### Men's 100 Meters Preliminaries

Top↑

PL	NAME	YEAR	TEAM	TIME
1	<a href="#">Robert Stitts</a>	Sophomore	<a href="#">Chabot</a>	10.36 ✓✓
2	<a href="#">Wakilli Bennett</a>		Unattached	10.50
3	<a href="#">Ajani Ince</a>	SR-4	<a href="#">Academy of Art</a>	10.52
4	<a href="#">Alonzo Florioli</a>		Audience of One Elite	10.65
5	<a href="#">Augustus Remlinger</a>	FR-1	<a href="#">Fresno Pacific</a>	10.77
6	<a href="#">Jacob Hall</a>	SO-2	<a href="#">Simon Fraser</a>	10.65
7	<a href="#">Nathaniel Guillory</a>	FR-1	<a href="#">San Jose St.</a>	10.67
8	<a href="#">Xavier Bruce</a>			10.70

PL	NAME	YEAR	TEAM	TIME
9	Josh Green	SO-2	Boise State	10.71
10	Cameron Tarver	JR-3	San Jose St.	10.73
11	Bronson Ortlieb	JR-3	Fresno State	10.74
12	Dieumerci Migani	JR-3	Portland State	10.77
13	Liam O'Donnell	SO-2	Simon Fraser	10.79
14	Ryan Teeple	SO-2	Cal Poly	10.80
15	Matthew Kaloustian	SO-2	Biola	10.81
16	Vincent Nguyen	Freshman	De Anza	10.82
17	Kanye Martin	FR-1	Sacramento St.	10.84
18	Gabriel Ajaegbu	SO-2	Stanford	10.85
19	Jesaiah Penson-Mccoy	SR-4	Simon Fraser	10.85
20	Dalton Wild	JR-3	Boise State	10.85
21	John Kroeger	SR-4	Stanford	10.86
22	Noah Lawson	JR-3	San Jose St.	10.88
23	Tyson Bonilla	FR-1	San Jose St.	10.88
24	Adrian Lau	JR-3	Simon Fraser	10.89
25	Donovan Tommy	SO-2	Biola	10.89
26	Finn Gohlke	Freshman	Merritt	10.93
26	Isaiah King	FR-1	Sacramento St.	10.93
28	Josh Shavies	SO-2	Academy of Art	10.97
29	Aiden Stalnecker	SO-2	San Jose St.	10.97
30	Jared Jones	JR-3	San Jose St.	10.98
31	Zavian Cook	SR-4	Fresno Pacific	11.01
32	Tyler Poltl	SO-2	Biola	11.04
33	Kevin Klemm	Freshman	De Anza	11.04
34	Jaevin Sawyer	FR-1	Stanislaus State	11.06
35	Anthony McFall	JR-3	Fresno State	11.07
36	Willshawn Rusthon-Grisby	SR-4	Chico State	11.14
37	Jack Haas	SR-4	Chico State	11.23
38	Eris Hu			11.26

PL	NAME	YEAR	TEAM	TIME
39	CJ Smith	FR-1	Chico State	11.32
40	Christian Hauge	FR-1	San Jose St.	13.55
	Jahiem Williams	SR-4	Stanislaus State	FS

**Men's 100 Meters Preliminaries Heat 1****W: 0.2**

PL	NAME	YEAR	TEAM	TIME
4	Alonzo Florioli		Audience of One Elite	10.65
10	Cameron Tarver	JR-3	San Jose St.	10.73
22	Noah Lawson	JR-3	San Jose St.	10.88
26	Finn Gohlke	Freshman	Merritt	10.93
30	Jared Jones	JR-3	San Jose St.	10.98
34	Jaevin Sawyer	FR-1	Stanislaus State	11.06
38	Eris Hutchins	SR-4	Stanislaus State	11.26
40	Christian Hauge	FR-1	San Jose St.	13.55

**Men's 100 Meters Preliminaries Heat 2****W: 1.4**

PL	NAME	YEAR	TEAM	TIME
1	Robert Stitts	Sophomore	Chabot	10.36  
6	Jacob Hall	SO-2	Simon Fraser	10.65
7	Nathaniel Guillory	FR-1	San Jose St.	10.67
8	Xavier Bruce	SO-2	Sacramento St.	10.70
14	Ryan Teeple	SO-2	Cal Poly	10.80
31	Zavian Cook	SR-4	Fresno Pacific	11.01
35	Anthony McFall	JR-3	Fresno State	11.07
37	Jack Haas	SR-4	Chico State	11.23

**Men's 100 Meters Preliminaries Heat 3****W: 0.4**

PL	NAME	YEAR	TEAM	TIME
3	Ajani Ince	SR-4	Academy of Art	10.52
9	Josh Green	SO-2	Boise State	10.71
12	Dieumerici Migani	JR-3	Portland State	10.77
16	Vincent Nauven	Freshman	De Anza	10.82
23	Tyson			10.88

PL	NAME	YEAR	TEAM	TIME
28	<a href="#">Josh Shavies</a>	SO-2	<a href="#">Academy of Art</a>	10.97
33	<a href="#">Kevin Klemm</a>	Freshman	<a href="#">De Anza</a>	11.04
36	<a href="#">Willshawn Rusthon-Grisby</a>	SR-4	<a href="#">Chico State</a>	11.14

**Men's 100 Meters Preliminaries Heat 4****W: 0.9**

PL	NAME	YEAR	TEAM	TIME
2	<a href="#">Wakilli Bennett</a>		Unattached	10.50
11	<a href="#">Bronson Ortlieb</a>	JR-3	<a href="#">Fresno State</a>	10.74
19	<a href="#">Jesaiah Penson-Mccoy</a>	SR-4	<a href="#">Simon Fraser</a>	10.85

20	<a href="#">Dalton Wild</a>	JR-3	<a href="#">Boise State</a>	10.85
21	<a href="#">John Kroeger</a>	SR-4	<a href="#">Stanford</a>	10.86
25	<a href="#">Donovan Tommy</a>	SO-2	<a href="#">Biola</a>	10.89
29	<a href="#">Aiden Stalnecker</a>	SO-2	<a href="#">San Jose St.</a>	10.97
39	<a href="#">CJ Smith</a>	FR-1	<a href="#">Chico State</a>	11.32

**Men's 100 Meters Preliminaries Heat 5****W: 0.6**

PL	NAME	YEAR	TEAM	TIME
5	<a href="#">Augustus Remlinger</a>	FR-1	<a href="#">Fresno Pacific</a>	10.77
13	<a href="#">Liam O'Donnell</a>	SO-2	<a href="#">Simon Fraser</a>	10.79
15	<a href="#">Matthew Kaloustian</a>	SO-2	<a href="#">Biola</a>	10.81
17	<a href="#">Kanye Martin</a>	FR-1	<a href="#">Sacramento St.</a>	10.84
18	<a href="#">Gabriel Ajaegbu</a>	SO-2	<a href="#">Stanford</a>	10.85
24	<a href="#">Adrian Lau</a>	JR-3	<a href="#">Simon Fraser</a>	10.89
26	<a href="#">Isaiah King</a>	FR-1	<a href="#">Sacramento St.</a>	10.93
32	<a href="#">Tyler Poltl</a>	SO-2	<a href="#">Biola</a>	11.04
	<a href="#">Jahiem Williams</a>	SR-4	<a href="#">Stanislaus State</a>	FS

**Men's 200 Meters****Top↑**

PL	NAME	YEAR	TEAM	TIME
1	<a href="#">Shemar Palmer</a>	JR-3	<a href="#">Fresno Pacific</a>	20.49 <span style="color: blue;">+</span>
2	<a href="#">Camer</a>			20.81

PL	NAME	YEAR	TEAM	TIME
3	Christopher Coats	JR-3	San Jose St.	20.82
4	Robert Stitts	Sophomore	Chabot	20.87 ✓✓
5	MacGregor TeSelle	JR-3	Cal Poly	20.93
6	Josh Green	SO-2	Boise State	21.21
7	Ajani Ince	SR-4	Academy of Art	21.32
8	Wakilli Bennett		Unattached	21.34
9	Olufemi Cole	SR-4	Stanford	21.37
10	Vincent Rinaldi	SR-4	Chico State	21.42
11	Bronson Ortlieb	JR-3	Fresno State	21.44
12	Robin Black	SR-4	Academy of Art	21.49
13	Finn Gohlke	Freshman	Merritt	21.51 ✓✓
14	Nathaniel Guillory	FR-1	San Jose St.	21.56
15	Nathan Rider	JR-3	Sacramento St.	21.56
16	Tre'Sean Bouie	SR-4	Academy of Art	21.60
17	Josh Shavies	SO-2	Academy of Art	21.69
18	Anthony Jones	Sophomore	Chabot	21.73 ✓
19	Isaiah King	FR-1	Sacramento St.	21.80
20	Malachi Cox	SR-4	Sacramento St.	21.84
21	Xavier Bruce	SO-2	Sacramento St.	21.84
22	Brody Staley	SO-2	Chico State	21.87
23	Dalton Wild	JR-3	Boise State	21.89
24	Jahiem Williams	SR-4	Stanislaus State	21.94
25	Gabriel Ajaegbu	SO-2	Stanford	21.96
26	Trey Suffredini	JR-3	Chico State	22.08
27	Cooper Decillo	SO-2	San Jose St.	22.25
28	Kanye Martin	FR-1	Sacramento St.	22.26
29	Jack Sapyta	JR-3	Biola	22.45
30	Jalydon Love	JR-3	Dominican (Cal.)	22.48
31	Zachary Ryan	FR-1	Stanford	22.51
	Matthe			DQ

## Men's 200 Meters Section 1

W: 0.5

PL	NAME	YEAR	TEAM	TIME
1	Shemar Palmer	JR-3	Fresno Pacific	20.49 +
2	Cameron Tarver	JR-3	San Jose St.	20.81
4	Robert Stitts	Sophomore	Chabot	20.87 ✓✓
5	MacGregor TeSelle	JR-3	Cal Poly	20.93
6	Josh Green	SO-2	Boise State	21.21
7	Ajani Ince	SR-4	Academy of Art	21.32
8	Wakilli Bennett		Unattached	21.34
16	Tre'Sean Bouie	SR-4	Academy of Art	21.60

## Men's 200 Meters Section 2

W: 1.6

PL	NAME	YEAR	TEAM	TIME
3	Christopher Coats	JR-3	San Jose St.	20.82
9	Olufemi Cole	SR-4	Stanford	21.37
10	Vincent Rinaldi	SR-4	Chico State	21.42
11	Bronson Ortlieb	JR-3	Fresno State	21.44
12	Robin Black	SR-4	Academy of Art	21.49
22	Brody Staley	SO-2	Chico State	21.87
30	Jalydon Love	JR-3	Dominican (Cal.)	22.48
31	Zachary Ryan	FR-1	Stanford	22.51
	Matthew Kaloustian	SO-2	Biola	DQ

## Men's 200 Meters Section 3

W: 2.3

PL	NAME	YEAR	TEAM	TIME
13	Finn Gohlke	Freshman	Merritt	21.51 ✓✓
14	Nathaniel Guillory	FR-1	San Jose St.	21.56
15	Nathan Rider	JR-3	Sacramento St.	21.56
17	Josh Shavies	SO-2	Academy of Art	21.69
20	Malachi Cox	SR-4	Sacramento St.	21.84
21	Xavier Bruce	SO-2	Sacramento St.	21.84
23	Dalton Wild	JR-3	Boise State	21.89
24	Jahier			21.94

## Men's 200 Meters Section 4

W: 0.4

PL	NAME	YEAR	TEAM	TIME
18	<a href="#">Anthony Jones</a>	Sophomore	<a href="#">Chabot</a>	21.73 ✓
19	<a href="#">Isaiah King</a>	FR-1	<a href="#">Sacramento St.</a>	21.80
25	<a href="#">Gabriel Ajaegbu</a>	SO-2	<a href="#">Stanford</a>	21.96

26	<a href="#">Trey Suffredini</a>	JR-3	<a href="#">Chico State</a>	22.08
27	<a href="#">Cooper Decillo</a>	SO-2	<a href="#">San Jose St.</a>	22.25
28	<a href="#">Kanye Martin</a>	FR-1	<a href="#">Sacramento St.</a>	22.26
29	<a href="#">Jack Sapyta</a>	JR-3	<a href="#">Biola</a>	22.45

## Men's 400 Meters

Top↑

PL	NAME	YEAR	TEAM	TIME
1	<a href="#">Shemar Palmer</a>	JR-3	<a href="#">Fresno Pacific</a>	46.02 +
2	<a href="#">Chase Walter</a>	SR-4	<a href="#">Cal Poly</a>	46.07
3	<a href="#">Tre'Sean Bouie</a>	SR-4	<a href="#">Academy of Art</a>	46.84 +
4	<a href="#">Christopher Coats</a>	JR-3	<a href="#">San Jose St.</a>	47.60
5	<a href="#">Brody Staley</a>	SO-2	<a href="#">Chico State</a>	47.62 +
6	<a href="#">Trevor Cogley</a>	SO-2	<a href="#">Boise State</a>	47.80
7	<a href="#">Daniel Bessolo</a>		Unattached	47.97
8	<a href="#">Alexander Franco</a>	SO-2	<a href="#">Cal Poly</a>	47.98
9	<a href="#">Vincent Rinaldi</a>	SR-4	<a href="#">Chico State</a>	48.01
10	<a href="#">Nathan Rider</a>	JR-3	<a href="#">Sacramento St.</a>	48.31
11	<a href="#">Zachary Ryan</a>	FR-1	<a href="#">Stanford</a>	48.37
12	<a href="#">Tyler Mathews</a>	FR-1	<a href="#">BYU</a>	48.48
13	<a href="#">Quincy Patton</a>	JR-3	<a href="#">Chico State</a>	48.52
14	<a href="#">Malachi Cox</a>	SR-4	<a href="#">Sacramento St.</a>	48.52
15	<a href="#">Jack Sapyta</a>	JR-3	<a href="#">Biola</a>	48.79
16	<a href="#">Adrian Taylor</a>		Unattached	48.89
17	<a href="#">Levi Romero</a>	SO-2	<a href="#">Cal Poly</a>	48.93
18	<a href="#">Joziah Hoedern</a>	SO-2	<a href="#">Fresno State</a>	49.03
19	<a href="#">Vaugl</a>			49.08

PL	NAME	YEAR	TEAM	TIME
20	Trey Suffredini	JR-3	Chico State	49.29
21	Xavier Fraley	FR-1	Boise State	50.20
22	Asante Carter	FR-1	San Jose St.	50.28
23	Taj-Leon Wisdom	JR-3	Academy of Art	50.36
24	Jalydon Love	JR-3	Dominican (Cal.)	50.49
25	Worthy Guterrez	SR-4	Dominican (Cal.)	51.50
26	Cooper Decillo	SO-2	San Jose St.	51.66
	Jami Schlueter	SR-4	Washington	DQ

### Men's 400 Meters Section 1

PL	NAME	YEAR	TEAM	TIME
1	Shemar Palmer	JR-3	Fresno Pacific	46.02 +
2	Chase Walter	SR-4	Cal Poly	46.07
3	Tre'Sean Bouie	SR-4	Academy of Art	46.84 +
4	Christopher Coats	JR-3	San Jose St.	47.60
6	Trevor Cogley	SO-2	Boise State	47.80
11	Zachary Ryan	FR-1	Stanford	48.37
14	Malachi Cox	SR-4	Sacramento St.	48.52
15	Jack Sapyta	JR-3	Biola	48.79

### Men's 400 Meters Section 2

PL	NAME	YEAR	TEAM	TIME
5	Brody Staley	SO-2	Chico State	47.62 +
8	Alexander Franco	SO-2	Cal Poly	47.98
9	Vincent Rinaldi	SR-4	Chico State	48.01
10	Nathan Rider	JR-3	Sacramento St.	48.31
12	Tyler Mathews	FR-1	BYU	48.48
17	Levi Romero	SO-2	Cal Poly	48.93
20	Trey Suffredini	JR-3	Chico State	49.29
26	Cooper Decillo	SO-2	San Jose St.	51.66

### Men's 400 Meters Section 3

PL	NAM	TIME
----	-----	------



PL	NAME	YEAR	TEAM	TIME
13	Quincy Patton	JR-3	Chico State	48.52
18	Joziah Hagedorn	SO-2	Fresno State	49.03
19	Vaughn Lacour	JR-3	Academy of Art	49.08
23	Taj-Leon Wisdom	JR-3	Academy of Art	50.36
24	Jalydon Love	JR-3	Dominican (Cal.)	50.49
25	Worthy Guterrez	SR-4	Dominican (Cal.)	51.50

### Men's 400 Meters Section 4

PL	NAME	YEAR	TEAM	TIME
7	Daniel Bessolo		Unattached	47.97
16	Adrian Taylor		Unattached	48.89
21	Xavier Fraley	FR-1	Boise State	50.20
22	Asante Carter	FR-1	San Jose St.	50.28
	Jami Schlueter	SR-4	Washington	DQ

### Men 800m Run Section 2

[Top↑](#)

PL	NAME	YEAR	TEAM	TIME
1	Jesse Hayward		Unattached	1:49.43
2	Matthew Endrody	FR-1	New Mexico	1:49.55
3	Jack Crull	SR-4	Bradley	1:49.78
4	Zane Bergen	SO-2	Stanford	1:50.11
5	Isaiah Rodriguez	SO-2	Western Oregon	1:50.44 +
6	Carson Smith	JR-3	Cal Poly	1:52.19
7	Ben Greene	SR-4	Oregon	1:54.59
	Ibzan Felix	FR-1	Cal Poly	DNF

### Men 800m Run Section 5

[Top↑](#)

PL	NAME	YEAR	TEAM	TIME
1	Alex Jensen	SR-4	Seattle U.	1:52.80
2	Kellen Langford	SO-2	Washington St.	1:52.80
3	Nathan Carlin	JR-3	Southern Utah	1:53.20
4	Seku Sanders	FR-1	Seattle U.	1:54.24
5	Andre			1:54.25

PL	NAME	YEAR	TEAM	TIME
6	Mateo Malko-Allen	SO-2	Cal Poly	1:56.06

**Men 800m Run Section 6**

Top↑

PL	NAME	YEAR	TEAM	TIME
1	Jonah Hochstetler	SO-2	Air Force	1:51.97
2	Hunter Roy	SO-2	The Master's	1:52.86
3	Kian Davis	SR-4	Oklahoma State	1:52.94
4	Noah Nelson	SO-2	Lewis & Clark	1:52.99 +
5	Ferran Verges	JR-3	Washington St.	1:53.63
6	Vaughn Lacour	JR-3	Academy of Art	1:53.79
7	Emmett Klus	SR-4	Washington St.	1:56.56

**Men 800m Run Section 1**

Top↑

PL	NAME	YEAR	TEAM	TIME
1	Jamie Phillips	FR-1	Bradley	1:50.00
2	Martin Barco	FR-1	Washington	1:50.49
3	Jaxson Copelin	SO-2	Bradley	1:50.74
4	Justin O'Toole	SR-4	Washington	1:51.02
5	Evan Dorenkamp	SR-4	Oregon	1:52.83
6	Jiri Ceska	FR-1	North Dakota	1:55.15
7	Alex Larochelle		Unattached	1:55.91

**Men 800m Run Section 4**

Top↑

PL	NAME	YEAR	TEAM	TIME
1	Kelton Gagnon	JR-3	Weber State	1:50.25
2	Bryson Ottley	SO-2	Weber State	1:50.57
3	Leo Young	SO-2	Stanford	1:50.81
4	Osaze Demund	JR-3	Seattle U.	1:51.76
5	Angus Fitzgerald	JR-3	Boise State	1:51.88
6	Reuben Holness	FR-1	Colorado St.	1:51.89
7	Taj Clark	FR-1	Cal Poly	1:52.99
8	Ethan Forbes	FR-1	Academy of Art	1:55.26

**Men 800m**

Top↑

PL	NAME	YEAR	TEAM	TIME
1	<a href="#">Matthew Burnett</a>	FR-1	<a href="#">Bradley</a>	1:49.31
2	<a href="#">Jonathan Pfeiffer</a>	SR-4	<a href="#">Cal St. Fullerton</a>	1:49.90
3	<a href="#">Jeffery Rogers</a>	SO-2	<a href="#">Oregon</a>	1:50.09
4	<a href="#">Kaden Kingsmith</a>	FR-1	<a href="#">Bradley</a>	1:50.41
5	<a href="#">Eric Gibson</a>		Unattached	1:50.57
6	<a href="#">Lewis Westwood</a>	JR-3	<a href="#">Cal Poly</a>	1:50.58
7	<a href="#">Kadan Allen</a>	SO-2	<a href="#">Southern Utah</a>	1:51.69
8	<a href="#">Will Heslam</a>	FR-1	<a href="#">Oregon</a>	1:53.71

**Men 1500m Run Section 5**

Top↑

PL	NAME	YEAR	TEAM	TIME
1	<a href="#">Jaxson Copelin</a>	SO-2	<a href="#">Bradley</a>	3:48.27
2	<a href="#">Matthew Endrody</a>	FR-1	<a href="#">New Mexico</a>	3:49.06
3	<a href="#">David Mora</a>	FR-1	<a href="#">Oklahoma State</a>	3:49.42
4	<a href="#">Jackson Dutcher</a>	SO-2	<a href="#">South Dakota St.</a>	3:51.14
5	<a href="#">Rowan FitzGerald</a>	JR-3	<a href="#">California</a>	3:51.51
6	<a href="#">Ethan O'Shea</a>	SR-4	<a href="#">San Francisco</a>	3:51.73
7	<a href="#">Tyler Kaan</a>	JR-3	<a href="#">UC Riverside</a>	3:52.38
8	<a href="#">Ibzan Felix</a>	FR-1	<a href="#">Cal Poly</a>	3:52.59
9	<a href="#">Cristian Martinez</a>	SR-4	<a href="#">Long Beach St.</a>	3:53.06
10	<a href="#">Aidan Tomasini</a>	SR-4	<a href="#">Biola</a>	3:53.08
11	<a href="#">Andrew Thomson</a>	SR-4	<a href="#">Simon Fraser</a>	3:55.03
12	<a href="#">Lance Denhalter</a>	SO-2	<a href="#">UC Riverside</a>	3:57.72
13	<a href="#">Eric Perez</a>	SR-4	<a href="#">Azusa Pacific</a>	3:57.92

**Men 1500m Run Section 3**

Top↑

PL	NAME	YEAR	TEAM	TIME
1	<a href="#">Jagger Zlotoff</a>	JR-3	<a href="#">UC-Colo. Spgs.</a>	3:42.85 +
2	<a href="#">Garrison Shindler</a>	FR-1	<a href="#">Southern Utah</a>	3:43.47
3	<a href="#">Damian Garcia</a>	SO-2	<a href="#">Chico State</a>	3:43.54 +
4	<a href="#">Bryce Stachewicz</a>	SO-2	<a href="#">Wisconsin</a>	3:43.75
5	<a href="#">Tom I</a>			:45.67

PL	NAME	YEAR	TEAM	TIME
6	Ryo Higuchi	SO-2	Kansas	3:46.49
7	Ben Scheller	JR-3	Air Force	3:46.80
8	Hannes Fahl	JR-3	Nebraska	3:47.46
9	Gilbert Olivas	SR-4	Utah Valley	3:48.51
10	Justin O'Toole	SR-4	Washington	3:49.67
11	Sergio Del Barrio	FR-1	Oregon	3:50.32
12	Colin Peattie	SR-4	Santa Clara	3:51.79
13	Andreas Dybdahl	FR-1	UCLA	3:53.55
14	Donovan Bitticks	FR-1	Arkansas	3:54.42

### Men 1500m Run Section 2

[Top↑](#)

PL	NAME	YEAR	TEAM	TIME
1	Benjamin Balazs	SO-2	Oregon	3:41.59
2	Jeffery Rogers	SO-2	Oregon	3:41.73
3	Kian Davis	SR-4	Oklahoma State	3:42.31
4	Chris Caudillo	SO-2	Cal Poly	3:42.35
5	Tanner Talley	JR-3	Kansas	3:42.72
6	Paul Ngasharr	SO-2	Kansas	3:43.28
7	Justin Pretre	SO-2	California	3:44.47
8	Carson Smith	JR-3	Cal Poly	3:46.35
9	Lewis Westwood	JR-3	Cal Poly	3:47.49
10	Quenton Walion	SR-4	Kansas	3:48.45
11	Sean Korsmo	JR-3	Tulsa	3:48.95
12	Archie Noakes	FR-1	Wisconsin	3:52.11
13	Pierce Seigne	SO-2	Wisconsin	3:53.86
	Taj Clark	FR-1	Cal Poly	DNF

### Men 1500m Run Section 6

[Top↑](#)

PL	NAME	YEAR	TEAM	TIME
1	Travis Gaffney	FR-1	Bradley	3:49.96
2	Lennart Lindstrot	SO-2	North Dakota	3:50.37
3	Alexa			3:50.40

PL	NAME	YEAR	TEAM	TIME
4	Carson Houg	SO-2	Iowa	3:51.32
5	Cameron Gill	JR-3	Long Beach St.	3:51.39
6	Easton Pomrankey	JR-3	Western Oregon	3:51.79
7	Brandon Moore	SO-2	Washington St.	3:53.41
8	Nate Day	SR-4	The Master's	3:53.89
9	Noah Plaza	JR-3	CUI	3:54.16
10	Everett Capelle	FR-1	UCLA	3:55.01
11	Jacob Wadhvani	JR-3	Simon Fraser	3:55.41
12	Cameron Rhone	FR-1	Long Beach St.	3:55.47
13	Noah De la Rionda	SO-2	UC Santa Barbara	3:55.79
14	Jason Habash	JR-3	St. Mary's (Cal.)	3:56.13
15	Tristan Amell	SO-2	UCLA	4:19.00

### Men 1500m Run Section 4

[Top↑](#)

PL	NAME	YEAR	TEAM	TIME
1	Kyle Reinheimer	SR-4	Washington	3:43.21
2	Tyler Mathews	FR-1	BYU	3:43.49
3	Caden Carney	JR-3	California	3:45.17
4	Abdulsalam Farah	SO-2	Utah Valley	3:46.12
5	Brandon Kampsen	SO-2	South Dakota St.	3:46.26
6	Keeton Sanchez	SR-4	Western Oregon	3:46.51 +
7	Hayden Gray	SO-2	BYU	3:46.67
8	Louis-Lys Fanucchi	FR-1	North Dakota	3:47.15
9	Ethan Ashley	JR-3	Air Force	3:47.43
10	Kyle Ortega-Gammill	SO-2	Washington St.	3:50.11
11	Levi Taylor	SO-2	Long Beach St.	3:51.83

### Men 1500m Run Section 1

[Top↑](#)

PL	NAME	YEAR	TEAM	TIME
1	Jack Crull	SR-4	Bradley	3:40.51
2	Garrett MacQuiddy	SR-4	California	3:40.52
3	Carte			3:40.92

PL	NAME	YEAR	TEAM	TIME
4	Ronan McMahon-Staggs	JR-3	Washington	3:41.13
5	Rhys Hammond	SR-4	Washington	3:41.27
6	Martin Barco	FR-1	Washington	3:41.30
7	Mark Milner	JR-3	Portland	3:41.76
8	Davis Helmerich	SR-4	Arkansas	3:43.35
9	Spencer Pickren	SR-4	Cal Poly	3:43.40
10	Zane Bergen	SO-2	Stanford	3:43.69
11	Bennett Booth-Genthe	SR-4	UCLA	3:46.19
12	Evan Dorenkamp	SR-4	Oregon	3:50.39
	Mateo Malko-Allen	SO-2	Cal Poly	DNF

## Men 5000m Run Section 2

[Top↑](#)

PL	NAME	YEAR	TEAM	TIME
1	Cody Larson	JR-3	South Dakota St.	13:34.46
2	Luke Grundvig	JR-3	BYU	13:36.55
3	James Dargan	FR-1	Stanford	13:36.74
4	Michael Mireles	SR-4	UCLA	13:37.12
5	Jacob White	JR-3	Wyoming	13:37.77
6	Evan Thornton-Sherman	JR-3	Ole Miss	13:38.09
7	Jayde Rosslee	SO-2	Bradley	13:39.10
8	Edward Bird	SO-2	Kentucky	13:39.28
9	Tom Graham-Marr	SR-4	Boise State	13:39.39
10	Robert DiDonato	SR-4	Stanford	13:39.96
11	Oisín O Gailín.		Finn Valley AC	13:41.69
12	Berkley Nance	FR-1	BYU	13:42.98
13	Zachary Cloud	SR-4	Florida State	13:45.20
14	Liam Newhart	FR-1	Wisconsin	13:45.65
15	Reuben Reina	SO-2	Arkansas	13:46.42
16	Josh Romine	Senior	Unattached	13:47.44
17	Meshack Kuyo	JR-3	Boise State	13:48.93
18	Kevin M			13:51.18 <a href="#">+</a>

PL	NAME	YEAR	TEAM	TIME
19	<a href="#">Marco Perez</a>	SR-4	<a href="#">Cal St. Fullerton</a>	13:56.17
20	<a href="#">Elyas Ayyoub</a>	SR-4	<a href="#">Ole Miss</a>	13:59.68
21	<a href="#">Max Sannes</a>	JR-3	<a href="#">Air Force</a>	14:00.26
22	<a href="#">Elias Schreml</a>	SR-4	<a href="#">Arkansas</a>	14:02.79
23	<a href="#">Tommy Romanow</a>	SR-4	<a href="#">Arkansas</a>	14:14.40
	<a href="#">Pierce Seigne</a>	SO-2	<a href="#">Wisconsin</a>	DNF
	<a href="#">Eric Gibson</a>		Unattached	DNF

### Men 5000m Run Section 3

[Top↑](#)

PL	NAME	YEAR	TEAM	TIME
1	<a href="#">Ayden Granados</a>	SO-2	<a href="#">Oklahoma State</a>	13:45.10
2	<a href="#">Henry Dover</a>	FR-1	<a href="#">Oklahoma State</a>	13:45.90
3	<a href="#">Iker Sanchez Lopez</a>	JR-3	<a href="#">New Mexico</a>	13:48.05
4	<a href="#">Ben Gabelman</a>	FR-1	<a href="#">Syracuse</a>	13:49.44
5	<a href="#">Noah Jenkins</a>	FR-1	<a href="#">BYU</a>	13:51.33
6	<a href="#">Milo Skapinsky</a>	FR-1	<a href="#">Stanford</a>	13:54.40
7	<a href="#">Logan Law</a>	FR-1	<a href="#">Gonzaga</a>	13:54.98
8	<a href="#">Jacob Deacon</a>	FR-1	<a href="#">Oklahoma State</a>	13:55.17
9	<a href="#">Joshua Razo</a>	SO-2	<a href="#">Air Force</a>	13:55.34
10	<a href="#">Brian Kiprotich</a>	SO-2	<a href="#">Boise State</a>	13:57.54
11	<a href="#">Hunter Kitchen</a>	SO-2	<a href="#">BYU</a>	13:59.90
12	<a href="#">Levi Rowan</a>	FR-1	<a href="#">Tulsa</a>	14:00.36
13	<a href="#">Jed Megargel</a>	SO-2	<a href="#">Utah State</a>	14:05.78
14	<a href="#">Oliver Patton</a>	FR-1	<a href="#">Oklahoma State</a>	14:06.81
15	<a href="#">Sam Ricchiuti</a>	FR-1	<a href="#">Syracuse</a>	14:06.99
16	<a href="#">Gustav Bendsen</a>	SO-2	<a href="#">Louisville</a>	14:07.01
17	<a href="#">Ben MacMillan</a>	SR-4	<a href="#">Washington</a>	14:08.25
18	<a href="#">Ky Hehir</a>	FR-1	<a href="#">Ole Miss</a>	14:10.61
19	<a href="#">Will Conway</a>	FR-1	<a href="#">Oklahoma State</a>	14:13.12
20	<a href="#">Joshua Abraham</a>	FR-1	<a href="#">New Mexico</a>	14:13.46
21	<a href="#">Josh</a>			14:13.55

PL	NAME	YEAR	TEAM	TIME
22	Jeret Gillingham	SR-4	Northern Arizona	14:17.91
23	Caleb Boutelle	JR-3	Stanford	14:21.53
	Nick Gilles	FR-1	Wisconsin	DNF

**Men 5000m Run Section 1**

Top↑

PL	NAME	YEAR	TEAM	TIME
1	Matt Strangio	SR-4	Portland	13:24.14
2	Ben Shearer	JR-3	Arkansas	13:24.74
3	Collins Kiprotich	FR-1	New Mexico	13:25.06
4	Dismus Lokira	FR-1	Alabama	13:25.16
5	Toby Gillen	SR-4	Ole Miss	13:26.92
6	Carlos Sanmartin		Porvenir Colombia	13:27.11
7	James Corrigan	JR-3	BYU	13:27.39
8	Joey Nokes	SR-4	BYU	13:27.89
9	Robin Kwemoi Bera	FR-1	Iowa State	13:28.12
10	Creed Thompson	JR-3	BYU	13:29.22
11	Geoffrey Kirwa	FR-1	Louisville	13:30.83
12	Leo Young	SO-2	Stanford	13:31.92
13	Matan Ivri	FR-1	Wisconsin	13:33.05
14	Zachary Ayers	JR-3	Air Force	13:36.08
15	Ahmed Ibrahim	SR-4	Alabama	13:37.58
16	Ford Washburn	SO-2	Northern Arizona	13:37.69
17	Benne Anderson	Sophomore	Unattached	13:42.55
18	Michael Mooney	SR-4	Colorado St.	13:45.80
19	Lukas Kiprof	FR-1	New Mexico	13:53.40
20	Brian Masai	JR-3	Arkansas	13:55.43
21	Orlando Cuevas		Speed Running Project	14:00.87
22	Ian Kibiwot	SR-4	Louisville	14:29.33

**Men 5000m Run Section 4**

Top↑

PL	NAME	YEAR	TEAM	TIME
1	Saketh			



PL	NAME	YEAR	TEAM	TIME
2	<a href="#">Santiago Gaitan</a>	SR-4	<a href="#">Southern Utah</a>	13:56.77
3	<a href="#">Caleb Lind</a>	JR-3	<a href="#">Bradley</a>	13:56.95
4	<a href="#">LJ Floyd</a>	JR-3	<a href="#">Utah State</a>	13:59.96
5	<a href="#">Jayden Holdsworth</a>	SO-2	<a href="#">Salt Lake</a>	14:00.29 
6	<a href="#">Matej Hrebacka</a>	SO-2	<a href="#">North Dakota</a>	14:00.56
7	<a href="#">Will Ryan</a>	JR-3	<a href="#">Iowa</a>	14:05.99
8	<a href="#">Quinn White</a>	SO-2	<a href="#">Pomona-Pitzer</a>	14:06.49
9	<a href="#">Brenton Maddox</a>	JR-3	<a href="#">Air Force</a>	14:07.63
10	<a href="#">Trey Gannon</a>	JR-3	<a href="#">Portland</a>	14:07.71
11	<a href="#">Porter Whitworth</a>	SO-2	<a href="#">Salt Lake</a>	14:11.61 
12	<a href="#">Jared Wright</a>	SR-4	<a href="#">Azusa Pacific</a>	14:15.21 
13	<a href="#">Wesley Kallgren</a>	SR-4	<a href="#">Weber State</a>	14:15.34
14	<a href="#">Parker Mong</a>	FR	Unattached	14:16.26
15	<a href="#">Brayden Burnett</a>	SO-2	<a href="#">Iowa</a>	14:17.38
16	<a href="#">Ryan Mitchell</a>	FR-1	<a href="#">Gonzaga</a>	14:18.39
17	<a href="#">Daniel Appleford</a>	SO-2	<a href="#">Colo. Sch. of Mines</a>	14:18.50
18	<a href="#">Isaac Rivera</a>	FR-1	<a href="#">Iowa State</a>	14:24.34
19	<a href="#">Lorenzo Riba</a>	FR-1	<a href="#">CBU</a>	14:27.10
20	<a href="#">Sebastian Brinkman</a>	SR-4	<a href="#">Simon Fraser</a>	14:39.59
21	<a href="#">Matthew Thomas</a>	SO-2	<a href="#">Oklahoma State</a>	14:40.52
22	<a href="#">Miles Wilson</a>	FR-1	<a href="#">Iowa</a>	14:41.37
23	<a href="#">Hamish Hart</a>	SO-2	<a href="#">Oklahoma State</a>	14:47.74
	<a href="#">Mark Boyle</a>	SO-2	<a href="#">BYU</a>	DNF
	<a href="#">Steven Goldy</a>		Unattached	DNF

## Men 10000m Run Section 2

[Top↑](#)

PL	NAME	YEAR	TEAM	TIME
1	<a href="#">Kidus Misgina</a>	SR-4	<a href="#">Ole Miss</a>	28:20.19
2	<a href="#">Justin Keyes</a>	JR-3	<a href="#">Northern Arizona</a>	28:20.85
3	<a href="#">Aiden Smith</a>	SO-2	<a href="#">Oregon</a>	28:21.32
4	<a href="#">Jona E</a>			28:22.00

PL	NAME	YEAR	TEAM	TIME
5	Joe Hudson	SR-4	Boise State	28:23.68
6	Johnny Livingstone	SO-2	Wisconsin	28:24.77
7	Pedro Marin	SO-2	CBU	28:25.04
8	Logan Bocovich	SR-4	Colo. Sch. of Mines	28:25.38 +
9	Rikus Van Niekerk	SR-4	New Mexico	28:25.63
10	Zach Leachman	SO-2	Florida State	28:25.91
11	Aiden Britt	JR-3	Ole Miss	28:26.41
12	Thomas Termote	JR-3	New Mexico	28:26.44
13	Quincy Norman	SR-4	Oregon	28:27.08
14	Abdel Laadjel	JR-3	Oregon	28:29.17
15	Jamar Distel	SO-2	Washington	28:29.82
16	Evan Bishop	JR-3	Oregon	28:30.32
17	Evan Burke	SR-4	Oregon	28:31.08
18	Jonas Price	SR-4	Portland	28:33.97
19	Corey Gorgas	SR-4	Northern Arizona	28:35.17
20	Bradley Peloquin	JR-3	Portland	28:36.39
21	Nolan Topper	JR-3	Stanford	28:37.64
22	Paul Knight	JR-3	Colo. Sch. of Mines	28:38.87 +
23	Leo Daschbach	SR-4	Washington	28:39.77
24	Peter Walsdorf	JR-3	Kansas	28:40.59
25	Perry Mackinnon	SR-4	Syracuse	28:43.13
26	Charlie Krasnoff	SO-2	Tulsa	28:46.05
27	Manny Perez	FR-1	Northern Arizona	28:47.14
28	Drew Kolodge	SR-4	Gonzaga	29:00.13
29	Cameron Stein	SO-2	Portland	29:00.31
30	Jayden Nats	JR-3	Air Force	29:02.36
31	Mason Norman	SR-4	Wyoming	29:11.67
32	Aidan Puffer	JR-3	Northern Arizona	29:12.53
33	Erik Le Roux	JR-3	Northern Arizona	29:12.83
34	Masor			29:14.57

PL	NAME	YEAR	TEAM	TIME
35	Brayden McLaughlin	SR-4	Chico State	29:24.33 +
36	Zach Elam	JR-3	San Francisco	29:25.52
37	Benjamin Bayless	SR-4	Ole Miss	29:29.94
38	Gus McIntyre	SR-4	Wyoming	30:14.12
	Micah Wilson	JR-3	Wisconsin	DNF
	Archie Noakes	FR-1	Wisconsin	DNF

### Men 10000m Run Section 3

[Top↑](#)

PL	NAME	YEAR	TEAM	TIME
1	Aron Orar	SR-4	Adams State	29:03.91 +
2	Dalton Mortensen	SO-2	BYU	29:04.92
3	Adam Trafecanty	SR-4	CBU	29:17.31
4	Jonathan Velasco	SR-4	St. Mary's (Cal.)	29:20.74
5	Ashraf Abdelmagid	SR-4	UC Riverside	29:23.26
6	Joshua McKee	SO-2	Utah State	29:27.66
7	Andrew Castellon	SR-4	UC Riverside	29:32.06
8	Michael Maiorano	FR-1	Salt Lake	29:34.85  NJCAA DI
9	Victor Rosas	SO-2	CBU	29:35.34
10	Jacob Peterson	SO-2	Weber State	29:36.32
11	Carson Noecker	SO-2	South Dakota St.	29:40.89
12	Joe Farley	SR-4	Florida State	29:43.84
13	Jack Pendergast	SR-4	Kentucky	29:44.16
14	Zane Jackson	JR-3	St. Mary's (Cal.)	29:45.37
15	Allen Bonnessen	SO-2	Iowa State	29:55.07
16	Jayden Fitzgarrald	SO-2	Salt Lake	30:10.92  NJCAA DI
17	Joshua Mendoza	SR-4	UC Riverside	30:14.27
18	Anthony Guerra	SR-4	Cal Poly	30:21.21
19	Ethan Wechsler	SR-4	Syracuse	30:37.76
20	Kyle Galinis	JR-3	Azusa Pacific	31:32.19
	Patrick Curulla	SR-4	LIU A	DNF
	Jude D			

## Men 10000m Run Section 1

Top↑

PL	NAME	YEAR	TEAM	TIME
1	Evans Kurui	SO-2	Washington St.	27:37.32
2	Lex Young	SO-2	Stanford	27:48.93
3	David Mullarkey	SR-4	Northern Arizona	27:51.80
4	Rodgers Kiplimo	JR-3	Iowa State	27:52.12
5	Wil Smith	SR-4	Gonzaga	27:53.19
6	Drew Bosley	SR-4	Northern Arizona	27:53.48
7	James Lawrence	SR-4	Loyola (Ill.)	27:54.62
8	Timothy Chesondin	SO-2	Arkansas	27:55.10
9	Bob Liking	SR-4	Wisconsin	27:55.50
10	Dennis Kipruto	SO-2	Alabama	27:58.10
11	Mohamed Guled	SR-4	Utah Valley	27:58.41
12	Josphat Meli	JR-3	Washington St.	27:59.27
13	Evans Kiplagat	SO-2	New Mexico	28:05.98
14	Thomas Boyden	SR-4	Stanford	28:06.84
15	Dayton Brown	SR-4	Adams State	28:08.58 +
16	Camren Todd	SR-4	Utah State	28:10.91
17	Evan Jenkins	SO-2	Washington	28:11.13
18	Jonas Gertsen	SR-4	Portland	28:11.64
19	Adisu Guadia	SO-2	Oklahoma State	28:15.80
20	Vincent Chirchir	SO-2	New Mexico	28:21.08
21	Sam Lawler	SR-4	Syracuse	28:21.63
22	Santiago Prosser	SR-4	Northern Arizona	28:22.14
23	Cole Sprout	SR-4	Stanford	28:22.32
24	Daniel Abdala	SR-4	CBU	28:22.62
25	Ryan Watts	SO-2	Iowa State	28:22.71
26	Shay McEvoy	SR-4	Tulsa	28:22.95
27	Assaf Harari	JR-3	Syracuse	28:23.69
28	Tyrone Gorze	SO-2	Washington	28:24.49
29	Victor			28:25.85

PL	NAME	YEAR	TEAM	TIME
30	Sam Wilhelm	SR-4	Alabama-Huntsville	28:34.48 +
31	Acer Iverson	SR-4	Washington	28:39.14
32	Bryce Cerkowniak	JR-3	Gonzaga	28:51.86
33	Travis Feeny		Phos	29:10.55
34	Connor Ackley		Unattached	29:19.08
	Patrick Kiprop		Unattached	DNF

**Men's 110 Hurdles Finals****W: 1.8**

PL	NAME	YEAR	TEAM	TIME
1	Adrian Aguirre	JR-3	Dominican (Cal.)	13.83 +
2	Kalobe Jimenez		Unattached	14.05
3	Zachary Winger	SR-4	Sacramento St.	14.07
4	Dario Rock	JR-3	UC Santa Barbara	14.25
5	Jonathan Biffle	FR-1	Fresno Pacific	14.71

**Men's 110 Hurdles Preliminaries****Top↑**

PL	NAME	YEAR	TEAM	TIME
1	Kalobe Jimenez		Unattached	13.87
2	Otto Laing	SO-2	San Jose St.	13.88
3	Adrian Aguirre	JR-3	Dominican (Cal.)	13.92 +
4	Myles McFarland	FR-1	San Jose St.	13.93
5	Dario Rock	JR-3	UC Santa Barbara	14.16
6	Zachary Winger	SR-4	Sacramento St.	14.19
7	Landon Helms	JR-3	Boise State	14.31
8	Jonathan Biffle	FR-1	Fresno Pacific	14.32 +
9	Joshua Widdows	FR-1	Biola	14.35 +
10	Jami Schlueter	SR-4	Washington	14.38
11	Trey Ciccio	SO-2	San Jose St.	15.04
12	Donovan Marshall	FR-1	Chico State	15.14
13	Deghlan Johnson	JR-3	Portland State	15.19
14	Aidan Kirwan	3	Unattached	15.19
15	Timot			15.41

PL	NAME	YEAR	TEAM	TIME
16	Dillon Carolina	FR-1	Stanislaus State	15.63

**Men's 110 Hurdles Preliminaries Heat 1****W: -0.1**

PL	NAME	YEAR	TEAM	TIME
2	Otto Laing	SO-2	San Jose St.	13.88
5	Dario Rock	JR-3	UC Santa Barbara	14.16
8	Jonathan Biffle	FR-1	Fresno Pacific	14.32 +
9	Joshua Widdows	FR-1	Biola	14.35 +
10	Jami Schlueter	SR-4	Washington	14.38
12	Donovan Marshall	FR-1	Chico State	15.14
14	Aidan Kirwan	3	Unattached	15.19
15	Timothy Miles	JR-3	Stanislaus State	15.41

**Men's 110 Hurdles Preliminaries Heat 2****W: 0.7**

PL	NAME	YEAR	TEAM	TIME
1	Kalobe Jimenez		Unattached	13.87
3	Adrian Aguirre	JR-3	Dominican (Cal.)	13.92 +
4	Myles McFarland	FR-1	San Jose St.	13.93
6	Zachary Winger	SR-4	Sacramento St.	14.19
7	Landon Helms	JR-3	Boise State	14.31
11	Trey Ciccio	SO-2	San Jose St.	15.04

13	Deghlan Johnson	JR-3	Portland State	15.19
16	Dillon Carolina	FR-1	Stanislaus State	15.63

**Men's 400 Hurdles****Top↑**

PL	NAME	YEAR	TEAM	TIME
1	Joshua Widdows	FR-1	Biola	51.15 +
2	Trent Lauderdale	JR-3	Stanislaus State	51.16 +
3	Kalobe Jimenez		Unattached	51.28
4	Shareez Hamm		Unattached	51.92
5	Kanji			51.97

PL	NAME	YEAR	TEAM	TIME
6	Vincent Atilano	FR-1	Cal Poly	52.20
7	Matthew Wilkinson	SR-4	Washington	52.31
8	Ambodai Ligons	FR-1	Washington	52.50
9	Kin Ho Tsang	SO-2	Cal Poly	52.76
10	Ryce Reynolds	FR-1	Stanford	52.93
11	Robin Black	SR-4	Academy of Art	53.36
12	Jonathan Biffle	FR-1	Fresno Pacific	53.60
13	Will Reemstsma		Unattached	53.83
14	Aidan Kirwan	3	Unattached	54.18
15	Jack Reemstsma		Unattached	54.37
16	Nathan Witte	JR-3	Chico State	54.45
17	Joaquin Ramirez	SO-2	Biola	54.82
18	Tyson Carr	SO-2	Simon Fraser	55.07
19	Donovan Marshall	FR-1	Chico State	55.15
20	Hayden Hall	FR-1	Simon Fraser	55.16
21	Damian Smith	SR-4	Fresno Pacific	55.31
22	Marcel Bovell	FR-1	San Jose St.	55.87
23	Harrison Fung	SO-2	Lewis & Clark	56.27 +
24	Dane Koesterer	SR-4	Fresno State	56.50
25	Joseph Bailey	SO-2	Stanford	56.66
26	Jazper Malone	SO-2	Fresno State	56.77
27	Maximus Tran	Junior	Unattached	57.55
	Jonathan Frazier	SO-2	Washington	DNF
	Zachary Winger	SR-4	Sacramento St.	DNF

### Men's 400 Hurdles Section 1

PL	NAME	YEAR	TEAM	TIME
1	Joshua Widdows	FR-1	Biola	51.15 +
2	Trent Lauderdale	JR-3	Stanislaus State	51.16 +
7	Matthew Wilkinson	SR-4	Washington	52.31
11	Robin			53.36

PL	NAME	YEAR	TEAM	TIME
12	<a href="#">Jonathan Biffle</a>	FR-1	<a href="#">Fresno Pacific</a>	53.60
13	Will Reemstsma		Unattached	53.83
15	Jack Reemstsma		Unattached	54.37
	<a href="#">Zachary Winger</a>	SR-4	<a href="#">Sacramento St.</a>	DNF
	<a href="#">Jonathan Frazier</a>	SO-2	<a href="#">Washington</a>	DNF

### Men's 400 Hurdles Section 2

PL	NAME	YEAR	TEAM	TIME
9	<a href="#">Kin Ho Tsang</a>	SO-2	<a href="#">Cal Poly</a>	52.76
16	<a href="#">Nathan Witte</a>	JR-3	<a href="#">Chico State</a>	54.45
17	<a href="#">Joaquin Ramirez</a>	SO-2	<a href="#">Biola</a>	54.82
19	<a href="#">Donovan Marshall</a>	FR-1	<a href="#">Chico State</a>	55.15
21	<a href="#">Damian Smith</a>	SR-4	<a href="#">Fresno Pacific</a>	55.31
22	<a href="#">Marcel Bovell</a>	FR-1	<a href="#">San Jose St.</a>	55.87
23	<a href="#">Harrison Fung</a>	SO-2	<a href="#">Lewis &amp; Clark</a>	56.27 +
24	<a href="#">Dane Koesterer</a>	SR-4	<a href="#">Fresno State</a>	56.50
25	<a href="#">Joseph Bailey</a>	SO-2	<a href="#">Stanford</a>	56.66

### Men's 400 Hurdles Section 3

PL	NAME	YEAR	TEAM	TIME
5	<a href="#">Kanji Hamada</a>		ACCEL JAPAN	51.97
8	<a href="#">Ambodai Ligons</a>	FR-1	<a href="#">Washington</a>	52.50
14	<a href="#">Aidan Kirwan</a>	3	Unattached	54.18
18	<a href="#">Tyson Carr</a>	SO-2	<a href="#">Simon Fraser</a>	55.07
26	<a href="#">Jazper Malone</a>	SO-2	<a href="#">Fresno State</a>	56.77
27	<a href="#">Maximus Tran</a>	Junior	Unattached	57.55

### Men's 400 Hurdles Section 4

PL	NAME	YEAR	TEAM	TIME
3	<a href="#">Kalobe Jimenez</a>		Unattached	51.28
4	<a href="#">Shareez Hamm</a>		Unattached	51.92
6	<a href="#">Vincent Atilano</a>	FR-1	<a href="#">Cal Poly</a>	52.20
10	<a href="#">Ryce</a>			52.93



PL	NAME	YEAR	TEAM	TIME
20	Hayden Hall	FR-1	Simon Fraser	55.16

### Men 3000m Steeplechase Section 1

[Top↑](#)

PL	NAME	YEAR	TEAM	TIME
1	Mathew Kosgei	FR-1	New Mexico	8:22.13
2	Collins Kiprop Kipngok	FR-1	Kentucky	8:22.67
3	Isaac Hedengren	SO-2	BYU	8:32.86
4	Landon Heemeyer	FR-1	BYU	8:34.51
5	Ryker Holtzen	JR-3	Wyoming	8:35.70
6	Peter Visser	JR-3	Weber State	8:35.98
7	Kelvin Limo	SR-4	Washington St.	8:38.75
8	Quinton Orr	JR-3	Iowa State	8:39.90
9	Ty Davis	SR-4	Weber State	8:40.46
10	Logan Garnica	JR-3	Utah State	8:41.98
11	Ezekiel Pitireng	FR-1	Alabama	8:44.99
12	Talman Young	SR-4	Cal St. Fullerton	8:46.12
13	Cooper Laird	SR-4	Gonzaga	8:49.25
14	Vincent Mestler	SR-4	Oregon	8:58.68
15	Adam Bunker	JR-3	Utah Valley	9:07.95
16	Hayden Harward		Phos	9:08.24
17	Caleb Johnson	JR-3	BYU	9:08.33
	Albert Steiner	SR-4	Wyoming	DNF
	Nixon Korir		Performance Elite RC	DNF

### Men 3000m Steeplechase Section 2

[Top↑](#)

PL	NAME	YEAR	TEAM	TIME
1	Bryce Kueker	SR-4	Cal Poly	8:43.17
2	Nick Gilles	FR-1	Wisconsin	8:50.07
3	Jackson Watts	SR-4	Kentucky	8:50.15
4	Ernesto Ruiz	SO-2	CBU	8:53.27
5	Giuliano Scasso	JR-3	Portland	8:55.08
6	Henrik			8:55.20

PL	NAME	YEAR	TEAM	TIME
7	Josh Becker	SR-4	South Dakota St.	8:56.97
8	Hunter Dougherty	SR-4	Chico State	8:57.30 +
9	Jefferson McMullin	FR-1	BYU	8:57.88
10	Paul Talens	JR-3	Gonzaga	9:01.85
11	Sawyer Schmidt	SO-2	Kansas	9:06.37
12	Alex Shaw	SR-4	Colo. Sch. of Mines	9:14.60

### Men 3000m Steeplechase Section 3

[Top↑](#)

PL	NAME	YEAR	TEAM	TIME
1	Max Bonenberger	JR-3	Colo. Sch. of Mines	8:49.13 +
2	Michael Chambers	JR-3	Cal Poly	8:49.23
3	Isaac Briggs	FR-1	Washington	8:52.06
4	Hudson Hurst	SR-4	Alabama	8:52.17
5	Jack Williams	JR-3	Arkansas	8:54.09
6	Tony Chavez	SR-4	Cal St. Fullerton	8:54.31
7	Daniel Vaca	JR-3	Santa Clara	8:54.97
8	Yohana Yual	SR-4	Iowa	8:57.17
9	Luke Birdseye	FR-1	Tulsa	9:02.16
10	Oisin Spillane	JR-3	Tulsa	9:04.97
11	Parker Simmons	SO-2	UC Santa Barbara	9:04.98
12	Ellis McKean	SR-4	San Francisco	9:08.99
13	Sean Janecko	SO-2	Gonzaga	9:14.93
14	Manny Correia	SO-2	UC Santa Barbara	9:24.20
15	Aaron Cantu	SO-2	UCLA	9:35.74

### Men's 4 x 100 Relay

[Top↑](#)

PL	TEAM	ATHLETES	TIME
1	Cal Poly	Noah Bustos, MacGregor TeSelle, Vincent Atilano, Ryan Teeple	40.10
2	Biola	Joshua Widdows, Donovan Tommy, Tyler Polt, Matthew Kaloustian	41.00
3	Sacramento St.	Isaiah King, Zachary Winger, Nathan Rider, Xavier Brown	41.14

PL	TEAM	ATHLETES	TIME
4	Boise State	Dalton Wild, Trevor Cogley, Xavier Fraley, Josh Green	41.15
	Stanford	Gabriel Ajaegbu, Xavier Drumgoole, John Kroeger, Olufemi Cole	DQ
	Chabot	Ayden Kovacs, Anthony Jones, Jeremy Craft, Robert Stitts	DNF

**Men's 4 x 400 Relay**

Top↑

PL	TEAM	ATHLETES	TIME
1	Cal Poly	MacGregor TeSelle, Alexander Franco, Vincent Atilano, Chase Walter	3:09.06
2	Fresno Pacific	Zavian Cook, Shemar Palmer, Bo Olsen, Damian Smith	3:10.86 +
3	Stanford	Gabriel Ajaegbu, Joseph Bailey, Olufemi Cole, Ryce Reynolds	3:11.33
4	Academy of Art	Tre'Sean Bouie, Vaughn Lacour, Josh Shavies, Ethan Forbes	3:12.35 +
5	Fresno State	Bronson Ortlieb, Joziah Hagedorn, Jazper Malone, Dane Koesterer	3:12.47
6	Seattle U.	Matthew Fiso, Alex Jensen, JR Zamora, Osaze Demund	3:21.80

**Men's High Jump**

Top↑

PL	NAME	YEAR	TEAM	MARK	CONV		
1	Justin Lewis		Unattached	2.06m	6' 9"		
	1.81 P	1.86 P	1.91 P	1.96 P	2.01 O	2.06 XXO	2.15 X
2	Malachi Carrasco	FR-1	Fresno Pacific	2.01m	6' 7"		
	1.81 P	1.86 P	1.91 P	1.96 XO	2.01 XO	2.06 XXX	
3	Oliver Ottmar	Freshman	Monterey Peninsula	1.91m	6' 3.25"		
	1.81 P	1.86 O	1.91 O	1.96 XXX			
4	Nathan Fifer	SO-2	Cal Poly	1.91m	6' 3.25"		
	1.81 P	1.86 P	1.91 XO	1.96 XXX			
5	Elijah Roberts	SR-4	Academy of Art	1.86m	6' 1.25"		
	1.81 O	1.86 O	1.91 XXX				
5	Leland Lieberg	SO-2	Washington	1.86m	6' 1.25"		
	1.81 P	1.86 O	1.91 X				

PL	NAME	YEAR	TEAM	MARK	CONV
	Chaleiyb Piggee	SO-2	Academy of Art	NH	NH
1.81 XXX					
	DeShawn Banks	FR-1	San Jose St.	NH	NH
2.01 XXX					

**Men's Pole Vault**

Top↑

PL	NAME	YEAR	TEAM	MARK	CONV						
1	Scott Toney	SR-4	Washington	5.36m	17' 7"						
4.36 P	4.51 P	4.66 P	4.81 P	4.96 P	5.06 P	5.16 P	5.26 O	5.36 XO	5.46 XXX		
2	Max Manson		Unattached	5.36m	17' 7"						
4.36 P	4.51 P	4.66 P	4.81 P	4.96 P	5.06 P	5.16 O	5.26 XXO	5.36 XO	5.46 XXX		
3	Mathis Bresko	SR-4	Washington	5.26m	17' 3"						
4.36 P	4.51 P	4.66 P	4.81 P	4.96 P	5.06 P	5.16 O	5.26 XO	5.36 XXX			
4	Caleb Pouliot	SR-4	The Master's	4.96m * *	16' 3.25"						
4.36 P	4.51 P	4.66 P	4.81 P	4.96 XO	5.06 XXX						
5	Garrett Brown	SR-4	Stanford	4.96m	16' 3.25"						
4.36 P	4.51 P	4.66 P	4.81 P	4.96 XXO	5.16 XXX						
6	Ben Feyrer	FR-1	Cal Poly	4.81m	15' 9.25"						
4.36 P	4.51 P	4.66 XO	4.81 XO	4.96 XXX							
7	Landon Helms	JR-3	Boise State	4.66m	15' 3.5"						
4.36 P	4.51 P	4.66 XO	4.81 XXX								
8	Owen Arreguy		Detached	4.51m	14' 9.5"						
4.36 O	4.51 XO	4.66 XXX									
	Enzo Sison		FilAm Sports	NH	NH						
4.51 XXX											

**Men Long Jump Invite**



Top↑

PL	NAME	YEAR	TEAM	MARK	CONV
1	Jason Plumb	JR-3	California	7.70m	25' 3.25"
7.52 (+0.0)	FC				

PL	NAME	YEAR	TEAM	MARK	CONV
2	<a href="#">Cameron Van</a>		<a href="#">Couro</a>	7.68m	25' 2.5"
7.18 (2.1) 7.40 (0.7) 7.68 (0.6) 7.25 (1.3) 7.16 (-0.3) FOUL					
3	<a href="#">Prestin Artis</a>	JR-3	<a href="#">Washington</a>	7.61m	24' 11.75"
7.36 (1.8) 7.61 (0.5) 7.56 (0.2) 5.89 (0.3) FOUL 7.38 (0.6)					
4	<a href="#">John Kroeger</a>	SR-4	<a href="#">Stanford</a>	7.37m	24' 2.25"
7.26 (1.1) 7.16 (1.5) 7.29 (+0.0) 7.33 (1.9) 7.37 (0.8) 7.34 (0.9)					
5	<a href="#">Tim Luebbert</a>	JR-3	<a href="#">Washington</a>	7.34m	24' 1"
7.01 (1.1) 7.34 (-0.3) 7.27 (3.6) 6.99 (1.1) PASS 7.23 (2.8)					
6	<a href="#">Javon Hampton</a>	JR-3	<a href="#">California</a>	7.33m	24' 0.75"
7.08 (-0.3) 7.25 (1.3) 7.29 (2.1) 7.33 (1.0) 7.11 (0.9) 7.27 (0.9)					
7	<a href="#">Noah Bustos</a>	SR-4	<a href="#">Cal Poly</a>	7.18m	23' 6.75"
6.61 (1.1) 6.71 (1.0) 6.89 (2.3) 7.18 (1.0) 6.91 (2.0) 7.01 (+0.0)					
8	<a href="#">Yacouba Gnacko</a>	SR-4	<a href="#">Academy of Art</a>	7.18m	23' 6.75"
7.18 (1.1) FOUL FOUL FOUL FOUL FOUL					
9	<a href="#">Ivan Mendoza</a>	Sophomore	<a href="#">Monterey Peninsula</a>	6.64m	21' 9.5"
6.57 (+0.0) 6.55 (0.3) 6.33 (-0.2) FOUL 6.64 (1.8) FOUL					



**Men Long Jump Collegiate**

Top↑

PL	NAME	YEAR	TEAM	MARK	CONV
1	<a href="#">Tyson Bonilla</a>	FR-1	<a href="#">San Jose St.</a>	7.29m	23' 11"
7.13 (-0.2) FOUL 7.21 (-0.9) 7.02 (0.9) 7.29 (-0.8) 6.71 (0.3)					
2	<a href="#">Roman Hutchinson</a>	SO-2	<a href="#">Washington</a>	7.23m	23' 8.75"
6.96 (0.5) 6.94 (-0.7) 7.16 (0.2) 6.95 (0.2) 7.23 (1.2) 7.19 (0.5)					
3	<a href="#">Ethan Fong</a>	SO-2	<a href="#">San Jose St.</a>	7.10m	23' 3.5"
FOUL FOUL 6.82 (0.8) 7.10 (0.2) FOUL 5.37 (1.2)					
4	<a href="#">Cameron Chatman</a>	Freshman	<a href="#">San Jose</a>	7.03m  	23' 0.75"
6.75 (0.6) 6.70 (1.0) 6.98 (-0.1) 6.69 (0.9) 6.25 (2.0) 7.03 (1.3)					
5	<a href="#">William Denning</a>	SR-4	<a href="#">UC Santa Barbara</a>	7.02m	23' 0.5"
FOUL 7.02 (1.4) 6.90 (-0.9) FOUL FOUL 6.61 (2.2)					
6	<a href="#">DeShawn Banks</a>	FR-1	<a href="#">San Jose St.</a>	6.95m	22' 9.75"
6.92 (1.0) 6.95					

PL	NAME	YEAR	TEAM	MARK	CONV
7	<a href="#">Omari Davis</a>	JR-3	<a href="#">Dominican (Cal.)</a>	6.87m	22' 6.5"
	6.73 (-1.1) 6.87 (2.7) 6.87 (0.6) 6.87 (0.6) FOUL 6.50 (1.2)				
8	<a href="#">Dieumerci Migani</a>	JR-3	<a href="#">Portland State</a>	6.85m	22' 5.75"
	6.74 (1.1) 6.85 (0.4) 6.57 (1.5) 6.60 (1.3) PASS PASS				
9	<a href="#">Jeremy Craft</a>	Freshman	<a href="#">Chabot</a>	6.79m	22' 3.5"
	6.48 (0.1) 6.79 (1.6) 5.20 (0.2) FOUL 6.47 (2.6) PASS				
10	<a href="#">Nicholas Monro</a>	JR-3	<a href="#">Simon Fraser</a>	6.64m	21' 9.5"
	6.64 (1.3) FOUL 6.50 (0.7)				
11	<a href="#">Landon Helms</a>	JR-3	<a href="#">Boise State</a>	6.59m	21' 7.5"
	6.52 (0.6) 6.49 (1.2) 6.59 (-0.5)				
12	<a href="#">JR Zamora</a>	SO-2	<a href="#">Seattle U.</a>	6.40m	21' 0"
	6.05 (0.5) 6.40 (0.6) FOUL				
13	<a href="#">Edward Niyongere</a>	JR-3	<a href="#">Portland State</a>	6.36m	20' 10.5"
	6.36 (0.4) FOUL FOUL				
14	<a href="#">Mitchell Gibbs</a>	JR-3	<a href="#">Simon Fraser</a>	6.27m	20' 7"
	5.97 (0.2) 6.03 (1.0) 6.27 (-0.1)				
15	<a href="#">Matthew Fiso</a>	FR-1	<a href="#">Seattle U.</a>	6.07m	19' 11"
	5.88 (-1.1) 6.07 (-0.2) 4.19 (1.2)				

### Men Long Jump Collegiate Flight 1

PL	NAME	YEAR	TEAM	MARK
4	<a href="#">Cameron Chatman</a>	Freshman	<a href="#">San Jose</a>	7.03m  
9	<a href="#">Jeremy Craft</a>	Freshman	<a href="#">Chabot</a>	6.79m
11	<a href="#">Landon Helms</a>	JR-3	<a href="#">Boise State</a>	6.59m
12	<a href="#">JR Zamora</a>	SO-2	<a href="#">Seattle U.</a>	6.40m
13	<a href="#">Edward Niyongere</a>	JR-3	<a href="#">Portland State</a>	6.36m
14	<a href="#">Mitchell Gibbs</a>	JR-3	<a href="#">Simon Fraser</a>	6.27m
15	<a href="#">Matthew Fiso</a>	FR-1	<a href="#">Seattle U.</a>	6.07m

### Men Long Jump Collegiate Flight 2

PL	NAME	YEAR	TEAM	MARK
1	<a href="#">Tysor</a>			7.29m

PL	NAME	YEAR	TEAM	MARK
2	<a href="#">Roman Hutchinson</a>	SO-2	<a href="#">Washington</a>	7.23m
3	<a href="#">Ethan Fong</a>	SO-2	<a href="#">San Jose St.</a>	7.10m
5	<a href="#">William Denning</a>	SR-4	<a href="#">UC Santa Barbara</a>	7.02m
6	<a href="#">DeShawn Banks</a>	FR-1	<a href="#">San Jose St.</a>	6.95m
7	<a href="#">Omari Davis</a>	JR-3	<a href="#">Dominican (Cal.)</a>	6.87m
8	<a href="#">Dieumerci Migani</a>	JR-3	<a href="#">Portland State</a>	6.85m
10	<a href="#">Nicholas Monro</a>	JR-3	<a href="#">Simon Fraser</a>	6.64m

## Men Triple Jump Invite

[Top↑](#)

PL	NAME	YEAR	TEAM	MARK	CONV
1	<a href="#">Ethan Fong</a>	SO-2	<a href="#">San Jose St.</a>	15.52m	50' 11"
15.06 (-0.8) FOUL 15.52 (-0.3) 14.14 (2.4) 13.67 (0.2) FOUL					
2	<a href="#">Xavier Drumgoole</a>	FR-1	<a href="#">Stanford</a>	15.43m	50' 7.5"
FOUL 15.18 (1.5) 15.43 (0.5) FOUL PASS FOUL					
3	<a href="#">Roman Hutchinson</a>	SO-2	<a href="#">Washington</a>	15.30m	50' 2.5"
FOUL 15.30 (1.9) 13.13 (2.0) 13.83 (0.6) FOUL 14.76 (0.9)					
4	<a href="#">Trevontay Smith</a>	SO-2	<a href="#">Washington</a>	15.28m	50' 1.75"
FOUL FOUL 14.59 (0.8) 15.16 (1.6) 15.28 (1.2) FOUL					
5	<a href="#">Tim Luebbert</a>	JR-3	<a href="#">Washington</a>	15.27m	50' 1.25"
FOUL 14.36 (0.4) 15.12 (2.7) 13.20 (0.5) 14.62 (1.9) 15.27 (0.4)					
6	<a href="#">William Denning</a>	SR-4	<a href="#">UC Santa Barbara</a>	15.23m	49' 11.75"
FOUL 14.61 (1.5) 12.72 (0.2) FOUL 14.72 (1.4) 15.23 (0.8)					
7	<a href="#">Adrian Hodges</a>	SR-4	<a href="#">Fresno Pacific</a>	14.96m +	49' 1"
14.88 (-0.1) 14.74 (1.6) 14.96 (2.6) 13.84 (-0.3) PASS PASS					
8	<a href="#">David Mangum</a>	FR-1	<a href="#">San Jose St.</a>	14.41m	47' 3.5"
FOUL 13.71 (-1.3) 14.41 (+0.0) FOUL 13.76 (-0.2) 14.33 (2.3)					
9	<a href="#">Keegan Zaso</a>	SO-2	<a href="#">Lewis &amp; Clark</a>	13.70m +	44' 11.5"
13.70 (+0.0) FOUL 13.19 (-0.5) 13.23 (1.1) FOUL FOUL					

## Men Triple Jump Collegiate

[Top↑](#)

PL	NAME	YEAR	TEAM	MARK	CONV
1	<a href="#">Aiden M</a>				47' 7.25"

PL	NAME	YEAR	TEAM	MARK	CONV
	14.05 (-0.8) 12.89 (1.5) 14.42 (-0.3) 14.08 (-0.1) 14.36 (-0.6) 14.51 (0.5)				
2	<a href="#">Chaleiyb Piggee</a>	SO-2	<a href="#">Academy of Art</a>	14.02m	46' 0"
	14.02 (0.4) 13.59 (2.1) 13.57 (0.2) FOUL 13.62 (-2.4) 13.79 (-1.0)				
3	<a href="#">Matthew Fiso</a>	FR-1	<a href="#">Seattle U.</a>	13.72m	45' 0.25"
	12.70 (0.9) FOUL 13.72 (-1.8) FOUL 13.21 (1.7) 13.14 (-1.3)				
4	<a href="#">JR Zamora</a>	SO-2	<a href="#">Seattle U.</a>	13.65m	44' 9.5"
	FOUL FOUL 13.65 (0.2) FOUL FOUL 13.09 (-1.3)				
5	<a href="#">Cameron Chatman</a>	Freshman	<a href="#">San Jose</a>	13.34m	43' 9.25"
	12.86 (1.6) 13.34 (1.2) FOUL 13.18 (1.0) FOUL FOUL				
	<a href="#">Sean Ellison</a>	SO-2	<a href="#">Seattle U.</a>	FOUL	NM
	FOUL				
	<a href="#">Jose Tellez Lemus</a>	Junior	Unattached	FOUL	NM
	FOUL FOUL FOUL PASS PASS PASS				

**Men's Shot Put**

Top↑

PL	NAME	YEAR	TEAM	MARK	CONV
1	<a href="#">Corban Payne</a>	SR-4	<a href="#">Cal Poly</a>	18.00m	59' 0.75"
	17.31 FOUL 17.17 FOUL 17.47 18.00				
2	<a href="#">Sam Liokumovich</a>	SR-4	<a href="#">Stanford</a>	17.60m	57' 9"
	16.95 17.43 FOUL FOUL 17.60 17.12				
3	<a href="#">Calvin Bostic</a>	SR-4	<a href="#">Boise State</a>	17.54m	57' 6.5"
	15.80 FOUL 15.95 FOUL 17.38 17.54				
4	<a href="#">Nate Franz</a>	SR-4	<a href="#">Utah State</a>	16.88m	55' 4.75"
	16.21 FOUL 16.88 FOUL FOUL FOUL				
5	<a href="#">Kai Twaddle-Dunham</a>	FR-1	<a href="#">Washington St.</a>	16.78m	55' 0.75"
	15.62 FOUL FOUL 15.82 16.37 16.78				
6	<a href="#">Chavez Grey</a>	SO-2	<a href="#">Fresno Pacific</a>	16.10m	52' 10"
	16.10 FOUL FOUL FOUL FOUL FOUL				
7	<a href="#">Josh Williamson</a>	SR-4	<a href="#">The Master's</a>	15.96m	52' 4.5"
	15.60 14.79 15.96 15.37 15.14 15.05				
8	<a href="#">Garin C</a>				50' 2"



PL	NAME	YEAR	TEAM	MARK	CONV
15.16	15.02	FOUL	14.63	FOUL	15.29
9	<a href="#">William Jenkins</a>	JR-3	<a href="#">Fresno Pacific</a>	13.03m	42' 9"
12.57	12.99	12.74	13.03	FOUL	FOUL
	<a href="#">Emmanuel Akutey</a>	FR-1	<a href="#">Sacramento St.</a>	FOUL	NM
FOUL	FOUL	FOUL			

### Men's Discus

Top↑

PL	NAME	YEAR	TEAM	MARK	CONV
1	<a href="#">Kai Twaddle-Dunham</a>	FR-1	<a href="#">Washington St.</a>	57.09m	187' 4"
54.35	52.58	54.71	57.09	55.98	54.58
2	<a href="#">Maxwell Moore</a>	SR-4	<a href="#">Washington St.</a>	53.01m	173' 11"
FOUL	47.66	50.54	52.69	53.01	52.97
3	<a href="#">Rory Devaney</a>	JR-3	<a href="#">Cal Poly</a>	52.90m	173' 7"
FOUL	FOUL	50.14	FOUL	52.90	52.90
4	<a href="#">Chavez Grey</a>	SO-2	<a href="#">Fresno Pacific</a>	51.76m +	169' 10"
51.03	FOUL	50.98	FOUL	FOUL	51.76
5	<a href="#">Chance Hefter</a>	SR-4	<a href="#">Chico State</a>	51.04m +	167' 5"
45.17	49.30	47.88	50.40	51.04	FOUL
6	<a href="#">Calvin Bostic</a>	SR-4	<a href="#">Boise State</a>	50.99m	167' 3"
50.99	FOUL	49.66	46.89	FOUL	48.41
7	<a href="#">Joseph Turner</a>	SO-2	<a href="#">Utah State</a>	48.75m	159' 11"
48.75	FOUL	43.83	FOUL	FOUL	FOUL
8	<a href="#">Kyle Smith</a>	SO-2	<a href="#">Sacramento St.</a>	47.62m	156' 3"
47.41	FOUL	45.27	FOUL	FOUL	47.62
9	<a href="#">Sam Liokumovich</a>	SR-4	<a href="#">Stanford</a>	47.12m	154' 7"
FOUL	46.82	41.44	47.12	46.24	46.83
10	<a href="#">Nate Franz</a>	SR-4	<a href="#">Utah State</a>	46.75m	153' 4"
44.02	45.05	46.75			
11	<a href="#">Jamarcus Phillips</a>	JR-3	<a href="#">Fresno State</a>	45.79m	150' 3"
39.28	45.79	FOUL			
12	<a href="#">Garin G</a>				142' 7"

PL	NAME	YEAR	TEAM	MARK	CONV
40.41	41.06	43.46			
13	<a href="#">Jami Schlueter</a>	SR-4	<a href="#">Washington</a>	40.63m	133' 4"
39.06	37.42	40.63			
14	<a href="#">William Jenkins</a>	JR-3	<a href="#">Fresno Pacific</a>	33.94m	111' 4"
33.93	32.80	33.94			
	<a href="#">Emmanuel Akutey</a>	FR-1	<a href="#">Sacramento St.</a>	FOUL	NM
FOUL	FOUL	FOUL			

## Men Hammer Throw Invite

[Top↑](#)

PL	NAME	YEAR	TEAM	MARK	CONV
1	<a href="#">Travis Martin</a>	SR-4	<a href="#">Cal Poly</a>	69.52m	228' 1"
63.93	FOUL	64.95	66.40	69.52	68.22
2	<a href="#">Rory Devaney</a>	JR-3	<a href="#">Cal Poly</a>	65.84m	216' 0"
64.69	65.62	FOUL	65.84	FOUL	FOUL
3	<a href="#">Mason Andulajevic</a>	FR-1	<a href="#">Washington St.</a>	58.93m	193' 4"
56.06	58.93	FOUL	FOUL	55.47	FOUL
4	<a href="#">Caden Hottman</a>		Unattached	58.23m	191' 0"
58.23	FOUL	54.89	58.01	57.10	FOUL
5	<a href="#">Miles Clark</a>	Freshman	Unattached	54.85m	179' 11"
54.85	54.00	54.73	FOUL	FOUL	52.17
6	<a href="#">Lamont Lane</a>	SR-4	<a href="#">Stanislaus State</a>	51.94m	170' 5"
50.34	FOUL	FOUL	FOUL	FOUL	51.94

## Men Hammer Throw Collegiate

[Top↑](#)

PL	NAME	YEAR	TEAM	MARK	CONV
1	<a href="#">Mason Mckhann</a>	JR-3	<a href="#">Stanford</a>	56.37m	184' 11"
52.55	53.80	56.37	51.40	55.29	55.59
2	<a href="#">Devin Hernandez</a>	SR-4	<a href="#">Stanislaus State</a>	52.62m	172' 8"
FOUL	FOUL	48.09	50.76	52.62	51.75
3	<a href="#">Isaiah Calvin</a>	SR-4	<a href="#">Fresno State</a>	52.11m	170' 11"
51.64	51.67	FOUL	52.11	FOUL	FOUL
4	<a href="#">Jose Z</a>				169' 7"

PL	NAME	YEAR	TEAM	MARK	CONV
46.92	FOUL 49.78	FOUL	51.70	FOUL	
5	<a href="#">Tyler St. Laurent</a>	SR-4	<a href="#">Chico State</a>	50.03m	164' 2"
47.91	FOUL 49.74	49.98	50.03	FOUL	
6	<a href="#">Chavez Grey</a>	SO-2	<a href="#">Fresno Pacific</a>	49.98m	164' 0"
48.57	FOUL 49.52	49.98	49.38	FOUL	
7	<a href="#">Cole Bailey</a>	SR-4	<a href="#">Stanislaus State</a>	48.31m	158' 6"
47.63	46.28	48.25	48.31	FOUL	FOUL
8	<a href="#">Tad Desembrana</a>	JR-3	<a href="#">Chico State</a>	47.48m	155' 9"
45.98	47.48	46.98	FOUL	FOUL	FOUL
9	<a href="#">Noah Meucci</a>	SR-4	<a href="#">Portland State</a>	47.09m	154' 6"
FOUL	39.66	47.09	45.17	FOUL	44.45
10	<a href="#">William Jenkins</a>	JR-3	<a href="#">Fresno Pacific</a>	46.03m	151' 0"
42.32	FOUL	46.03			
11	<a href="#">Emmanuel Akutey</a>	FR-1	<a href="#">Sacramento St.</a>	44.72m	146' 9"
FOUL	41.80	44.72			
12	<a href="#">Logan Edwards</a>	FR-1	<a href="#">Stanislaus State</a>	43.41m	142' 5"
42.60	43.41	FOUL			
13	<a href="#">Kyle Smith</a>	SO-2	<a href="#">Sacramento St.</a>	42.15m	138' 3"
37.17	42.15	FOUL			
	<a href="#">Adrian Barrios</a>	SR-4	<a href="#">Chico State</a>	FOUL	NM
FOUL	FOUL	FOUL			
	<a href="#">Joseph Turner</a>	SO-2	<a href="#">Utah State</a>	FOUL	NM
FOUL	FOUL	FOUL			

**Men Javelin Throw Invite**

[Top↑](#)

PL	NAME	YEAR	TEAM	MARK	CONV
1	<a href="#">Colby Neron</a>	SR-4	<a href="#">Cal Poly</a>	68.08m	223' 4"
FOUL	FOUL	68.08	63.57	PASS	PASS
2	<a href="#">Walker Deede</a>	SO-2	<a href="#">Utah State</a>	66.26m	217' 5"
62.55	66.26	FOUL	62.39	62.83	64.38
3	<a href="#">Jarrett</a>				216' 4"

PL	NAME	YEAR	TEAM	MARK	CONV
63.28	FOUL	63.10	60.90	FOUL	65.93
4	Jack Olsen	SR-4	Washington	65.08m	213' 6"
65.08	61.74	64.95	58.97	60.22	56.89
5	Carson Olmstead	JR-3	Washington	63.65m	208' 10"
48.31	56.68	61.35	63.65	FOUL	FOUL
6	Blake Sturgis	JR-3	Washington St.	63.04m	206' 10"
62.03	59.95	FOUL	61.53	57.53	63.04
7	Forrest Gray	SR-4	Fresno Pacific	56.88m	186' 7"
56.88	FOUL	PASS	PASS	PASS	PASS
8	Evan Berg	FR-1	Washington St.	56.02m	183' 9"
52.08	49.73	56.02	55.21	53.82	52.66

### Men Javelin Throw Collegiate

Top↑

PL	NAME	YEAR	TEAM	MARK	CONV
1	Kace Jones	SO-2	Utah State	56.21m	184' 5"
54.08	56.21	52.06	FOUL	FOUL	FOUL
2	Ben Lammers	SO-2	Cal Poly	53.82m	176' 7"
46.02	51.60	53.82	52.20	51.61	52.18
3	Zachary Sims	JR-3	Fresno Pacific	52.99m	173' 10"
50.30	FOUL	FOUL	FOUL	52.02	52.99
4	Henry Glad	FR-1	Portland State	52.37m	171' 10"
49.36	50.51	52.37	47.95	44.22	43.09
5	Cole Bailey	SR-4	Stanislaus State	50.65m	166' 2"
46.59	48.27	45.53	47.10	48.60	50.65
6	Joshua Shimoda	JR-3	Stanislaus State	47.02m	154' 3"
FOUL	47.02	FOUL	46.52	47.02	43.98
7	Zachary Schriener	FR-1	Seattle U.	45.51m	149' 4"
43.62	45.51	42.95	43.01	40.31	39.68
8	Christopher Ruiz	JR-3	Stanislaus State	42.90m	140' 9"
36.74	38.63	40.67	40.91	42.90	41.91
9	Justice				134' 4"

PL	NAME	YEAR	TEAM	MARK	CONV
40.42	40.06	39.68	40.12	37.94	40.94

[Privacy Policy](#) / [California Privacy Policy](#) / [Terms of Use](#) / [Sites](#) / [Submitting Results](#) / [Contact TFRRS](#) / [Cookie Preferences](#) / [Do Not Sell or Share My Personal Information](#)



Copyright © 2025 DirectAthletics, Inc.

Generated 2025-04-06 15:12:59





### Stanford Invitational

April 4- 5, 2025

Stanford - Palo Alto, CA

ICON KEY: + NCAA DII ✓ CCC A ✓ CCC B + NWC \* NAIA A \* NAIA B 

NJCAA DI

Events:



### Women's 100 Meters Finals

W: -1.8

PL	NAME	YEAR	TEAM	TIME
1	<a href="#">Teagan Zwaanstra</a>	SR-4	<a href="#">Stanford</a>	11.54
2	<a href="#">Alyssa Jones</a>	JR-3	<a href="#">Stanford</a>	11.71
3	<a href="#">Nydia Chance</a>	SO-2	<a href="#">Fresno Pacific</a>	11.84
4	<a href="#">Sariyah Copeland</a>	SR-4	<a href="#">Fresno Pacific</a>	11.88
5	<a href="#">Zoe Ewell</a>	SR-4	<a href="#">Sacramento St.</a>	11.89
6	<a href="#">Danielle Hunter</a>	SR-4	<a href="#">Washington</a>	12.01

### Women's 100 Meters Preliminaries

Top↑

PL	NAME	YEAR	TEAM	TIME
1	<a href="#">Teagan Zwaanstra</a>	SR-4	<a href="#">Stanford</a>	11.56
2	<a href="#">Magdalene George</a>	SO-2	<a href="#">Nevada</a>	11.68
3	<a href="#">Emma Cannan</a>	JR-3	<a href="#">Simon Fraser</a>	11.90
4	<a href="#">Danielle Hunter</a>	SR-4	<a href="#">Washington</a>	11.99
5	<a href="#">Sariyah Copeland</a>	SR-4	<a href="#">Fresno Pacific</a>	12.00
6	<a href="#">Alyssa Jones</a>	JR-3	<a href="#">Stanford</a>	11.72
7	<a href="#">Nydia C</a>			11.92

PL	NAME	YEAR	TEAM	TIME
8	Sky Hagan	JR-3	San Jose St.	11.96
9	Zoe Ewell	SR-4	Sacramento St.	12.03
10	Tori Forst	FR-1	Portland State	12.03
11	Stella Oyebode	FR-1	Northern Illinois	12.06
11	Desie Armstrong	JR-3	Cal Poly	12.06
13	Nakai Johnson	SO-2	San Jose St.	12.10
14	Vivian Groppe	FR-1	Nevada	12.11
15	Nyarah Anderson-Brown	Freshman	Chabot	12.15 ✓✓
16	Angie Mesa-Espinosa	JR-3	San Francisco	12.15
17	Juvonna Cornette	JR-3	Academy of Art	12.16
18	Alaysia Oakes	JR-3	Stanford	12.16
19	Cadence Roy-Williams	SR-4	Cal Poly	12.17
20	Rionna Wallace	JR-3	Stanislaus State	12.17
21	Jada Hurley	SR-4	Oregon State	12.20
22	Iyanna Fuller	JR-3	Fresno Pacific	12.20
23	Brooke Dalgity	SR-4	Vanguard	12.23
24	Natasha Chetty	JR-3	Nevada	12.24
25	Sharli'e McCuller	SO-2	San Jose St.	12.29
26	Ciella Seals	SO-2	Cal Poly	12.29
27	Michaela Trapps	Sophomore	Merritt	12.38 ✓
28	Kassidy Schroth	JR-3	Sacramento St.	12.39
29	Jaeland Cummings	JR-3	Simon Fraser	12.43
30	Izzy Kneeshaw	SO-2	Hawaii	12.46
31	Riley Patera	SO-2	Oregon State	12.48
32	Caden Hunter	FR-1	Biola	12.49
33	Antoinette Stubbfield	SR-4	Fresno State	12.50
34	Amelie Fairclough	FR-1	Hawaii	12.61
35	Madi Monroe	JR-3	Chico State	12.63
36	Deiona Carter	FR-1	Hawaii	12.67
37	Preciou			12.72

PL	NAME	YEAR	TEAM	TIME
38	Maya Holman	JR-3	Hawaii	12.80
39	Madison Kalberer	SR-4	Chico State	13.15

## Women's 100 Meters Preliminaries Heat 1

W: 1.1

PL	NAME	YEAR	TEAM	TIME
4	Danielle Hunter	SR-4	Washington	11.99
13	Nakai Johnson	SO-2	San Jose St.	12.10
17	Juvonna Cornette	JR-3	Academy of Art	12.16
20	Rionna Wallace	JR-3	Stanislaus State	12.17
26	Ciella Seals	SO-2	Cal Poly	12.29
28	Kassidy Schroth	JR-3	Sacramento St.	12.39
32	Caden Hunter	FR-1	Biola	12.49
39	Madison Kalberer	SR-4	Chico State	13.15

## Women's 100 Meters Preliminaries Heat 2

W: 0.9

PL	NAME	YEAR	TEAM	TIME
2	Magdalene George	SO-2	Nevada	11.68
10	Tori Forst	FR-1	Portland State	12.03
11	Desie Armstrong	JR-3	Cal Poly	12.06
14	Vivian Groppe	FR-1	Nevada	12.11
22	Iyanna Fuller	JR-3	Fresno Pacific	12.20
29	Jaeland Cummings	JR-3	Simon Fraser	12.43
31	Riley Patera	SO-2	Oregon State	12.48
37	Precious Umukoro	FR-1	Northern Illinois	12.72

## Women's 100 Meters Preliminaries Heat 3

W: -1.7

PL	NAME	YEAR	TEAM	TIME
1	Teagan Zwaanstra	SR-4	Stanford	11.56
6	Alyssa Jones	JR-3	Stanford	11.72
9	Zoe Ewell	SR-4	Sacramento St.	12.03
18	Alaysia Oakes	JR-3	Stanford	12.16
23	Brooke Dalnity	SR-4	Vanguard	12.23
27	Micha			12.38 ✓



PL	NAME	YEAR	TEAM	TIME
34	<a href="#">Amelie Fairclough</a>	FR-1	<a href="#">Hawaii</a>	12.61
38	<a href="#">Maya Holman</a>	JR-3	<a href="#">Hawaii</a>	12.80

**Women's 100 Meters Preliminaries Heat 4****W: -0.8**

PL	NAME	YEAR	TEAM	TIME
3	<a href="#">Emma Cannan</a>	JR-3	<a href="#">Simon Fraser</a>	11.90
7	<a href="#">Nydia Chance</a>	SO-2	<a href="#">Fresno Pacific</a>	11.92
8	<a href="#">Sky Hagan</a>	JR-3	<a href="#">San Jose St.</a>	11.96
11	<a href="#">Stella Oyeboode</a>	FR-1	<a href="#">Northern Illinois</a>	12.06

15	<a href="#">Nyahrah Anderson-Brown</a>	Freshman	<a href="#">Chabot</a>	12.15  
21	<a href="#">Jada Hurley</a>	SR-4	<a href="#">Oregon State</a>	12.20
33	<a href="#">Antoinette Stubbfield</a>	SR-4	<a href="#">Fresno State</a>	12.50

**Women's 100 Meters Preliminaries Heat 5****W: 1.5**

PL	NAME	YEAR	TEAM	TIME
5	<a href="#">Sariyah Copeland</a>	SR-4	<a href="#">Fresno Pacific</a>	12.00
16	<a href="#">Angie Mesa-Espinosa</a>	JR-3	<a href="#">San Francisco</a>	12.15
19	<a href="#">Cadence Roy-Williams</a>	SR-4	<a href="#">Cal Poly</a>	12.17
24	<a href="#">Natasha Chetty</a>	JR-3	<a href="#">Nevada</a>	12.24
25	<a href="#">Sharli'e McCuller</a>	SO-2	<a href="#">San Jose St.</a>	12.29
30	<a href="#">Izzy Kneeshaw</a>	SO-2	<a href="#">Hawaii</a>	12.46
35	<a href="#">Madi Monroe</a>	JR-3	<a href="#">Chico State</a>	12.63
36	<a href="#">Deiona Carter</a>	FR-1	<a href="#">Hawaii</a>	12.67

**Women's 200 Meters****Top↑**

PL	NAME	YEAR	TEAM	TIME
1	<a href="#">Magdalene George</a>	SO-2	<a href="#">Nevada</a>	23.80
2	<a href="#">Sariyah Copeland</a>	SR-4	<a href="#">Fresno Pacific</a>	23.94 
3	<a href="#">Alyssa Bean</a>	JR-3	<a href="#">San Jose St.</a>	23.95
4	<a href="#">Zoe Ewell</a>	SR-4	<a href="#">Sacramento St.</a>	24.30
4	<a href="#">Danielle</a>			24.30

PL	NAME	YEAR	TEAM	TIME
6	Annalies Kalma	JR-3	Nevada	24.34
7	Sage Hinton	SO-2	Stanford	24.34
8	Rionna Wallace	JR-3	Stanislaus State	24.49
9	Alyssa Cullen	SR-4	Boise State	24.50
10	Nyarah Anderson-Brown	Freshman	Chabot	24.51 ✓✓
11	Izzy Kneeshaw	SO-2	Hawaii	24.54
12	Itzia Mejia Garcia	SO-2	Fresno State	24.56
13	Brooke Dalgity	SR-4	Vanguard	24.59
14	Sofia Cosculluela	FR-1	Washington	24.64
15	Tori Forst	FR-1	Portland State	24.77
16	Juvonna Cornette	JR-3	Academy of Art	24.79
17	Jada Hurley	SR-4	Oregon State	24.81
18	Rachel Nelson	SO-2	Stanford	24.95
19	Kylee Parsons	SO-2	Nevada	25.00
20	Jayla Cigar-Dingle	FR-1	Sacramento St.	25.07
21	Kenny Tajudeen	JR-3	Boise State	25.09
22	Natasha Chetty	JR-3	Nevada	25.10
23	Eryn Burke	SR-4	Vanguard	25.12
24	Madison Easter	FR-1	Cal Poly	25.12
25	Rymiyah Pringle-Hamilton	Sophomore	Chabot	25.13 ✓✓
26	Angie Mesa-Espinosa	JR-3	San Francisco	25.17
27	Sharli'e McCuller	SO-2	San Jose St.	25.19
28	Esther Momalife	FR-1	Northern Illinois	25.19
29	Vivian Groppe	FR-1	Nevada	25.21
30	Nakai Johnson	SO-2	San Jose St.	25.28
31	Elizabeth Betten	JR-3	Vanguard	25.33
32	Michaela Trapps	Sophomore	Merritt	25.36 ✓
33	Camille Peisner	SR-4	Stanford	25.41
34	Caden Hunter	FR-1	Biola	25.57
35	Kassidy			25.64

PL	NAME	YEAR	TEAM	TIME
36	<a href="#">Amelie Fairclough</a>	FR-1	<a href="#">Hawaii</a>	25.65
37	Jackie Howe		Unattached	25.96
38	<a href="#">Ava Washburn</a>	SO-2	<a href="#">Washington</a>	26.15
39	<a href="#">Madison Kalberer</a>	SR-4	<a href="#">Chico State</a>	26.23

**Women's 200 Meters Section 1****W: -0.4**

PL	NAME	YEAR	TEAM	TIME
1	<a href="#">Magdalene George</a>	SO-2	<a href="#">Nevada</a>	23.80
2	<a href="#">Sariyah Copeland</a>	SR-4	<a href="#">Fresno Pacific</a>	23.94 +
3	<a href="#">Alyssa Bean</a>	JR-3	<a href="#">San Jose St.</a>	23.95
4	<a href="#">Danielle Hunter</a>	SR-4	<a href="#">Washington</a>	24.30
7	<a href="#">Sage Hinton</a>	SO-2	<a href="#">Stanford</a>	24.34
9	<a href="#">Alyssa Cullen</a>	SR-4	<a href="#">Boise State</a>	24.50
12	<a href="#">Itzia Mejia Garcia</a>	SO-2	<a href="#">Fresno State</a>	24.56
16	<a href="#">Juvonna Cornette</a>	JR-3	<a href="#">Academy of Art</a>	24.79
27	<a href="#">Sharli'e McCuller</a>	SO-2	<a href="#">San Jose St.</a>	25.19

**Women's 200 Meters Section 2****W: 1.8**

PL	NAME	YEAR	TEAM	TIME
4	<a href="#">Zoe Ewell</a>	SR-4	<a href="#">Sacramento St.</a>	24.30
6	<a href="#">Annalies Kalma</a>	JR-3	<a href="#">Nevada</a>	24.34
11	<a href="#">Izzy Kneeshaw</a>	SO-2	<a href="#">Hawaii</a>	24.54
13	<a href="#">Brooke Dalgity</a>	SR-4	<a href="#">Vanguard</a>	24.59
17	<a href="#">Jada Hurley</a>	SR-4	<a href="#">Oregon State</a>	24.81
21	<a href="#">Kenny Tajudeen</a>	JR-3	<a href="#">Boise State</a>	25.09
22	<a href="#">Natasha Chetty</a>	JR-3	<a href="#">Nevada</a>	25.10
23	<a href="#">Eryn Burke</a>	SR-4	<a href="#">Vanguard</a>	25.12
31	<a href="#">Elizabeth Betten</a>	JR-3	<a href="#">Vanguard</a>	25.33

**Women's 200 Meters Section 3****W: 2.1**

PL	NAME	YEAR	TEAM	TIME
8	<a href="#">Rionna Wallace</a>	JR-3	<a href="#">Stanislaus State</a>	24.49
15	<a href="#">Tori Fo</a>			24.77

PL	NAME	YEAR	TEAM	TIME
18	<a href="#">Rachel Nelson</a>	SO-2	<a href="#">Stanford</a>	24.95
19	<a href="#">Kylee Parsons</a>	SO-2	<a href="#">Nevada</a>	25.00
20	<a href="#">Jayla Cigar-Dingle</a>	FR-1	<a href="#">Sacramento St.</a>	25.07
24	<a href="#">Madison Easter</a>	FR-1	<a href="#">Cal Poly</a>	25.12
25	<a href="#">Rymiyah Pringle-Hamilton</a>	Sophomore	<a href="#">Chabot</a>	25.13 ✓✓
26	<a href="#">Angie Mesa-Espinosa</a>	JR-3	<a href="#">San Francisco</a>	25.17

**Women's 200 Meters Section 4****W: 1.6**

PL	NAME	YEAR	TEAM	TIME
10	<a href="#">Nyarah Anderson-Brown</a>	Freshman	<a href="#">Chabot</a>	24.51 ✓✓
28	<a href="#">Esther Momalife</a>	FR-1	<a href="#">Northern Illinois</a>	25.19
30	<a href="#">Nakai Johnson</a>	SO-2	<a href="#">San Jose St.</a>	25.28
32	<a href="#">Michaela Trapps</a>	Sophomore	<a href="#">Merritt</a>	25.36 ✓
33	<a href="#">Camille Peisner</a>	SR-4	<a href="#">Stanford</a>	25.41
34	<a href="#">Caden Hunter</a>	FR-1	<a href="#">Biola</a>	25.57
35	<a href="#">Kassidy Schroth</a>	JR-3	<a href="#">Sacramento St.</a>	25.64

**Women's 200 Meters Section 5****W: 0.2**

PL	NAME	YEAR	TEAM	TIME
14	<a href="#">Sofia Cosculluela</a>	FR-1	<a href="#">Washington</a>	24.64
29	<a href="#">Vivian Groppe</a>	FR-1	<a href="#">Nevada</a>	25.21
36	<a href="#">Amelie Fairclough</a>	FR-1	<a href="#">Hawaii</a>	25.65
37	Jackie Howe		Unattached	25.96
38	<a href="#">Ava Washburn</a>	SO-2	<a href="#">Washington</a>	26.15
39	<a href="#">Madison Kalberer</a>	SR-4	<a href="#">Chico State</a>	26.23

**Women's 400 Meters****Top↑**

PL	NAME	YEAR	TEAM	TIME
1	<a href="#">Ceonna Pipion</a>		Unattached	52.77
2	<a href="#">Alyssa Bean</a>	JR-3	<a href="#">San Jose St.</a>	53.87
3	<a href="#">Annalies Kalma</a>	JR-3	<a href="#">Nevada</a>	53.95
4	<a href="#">Sage Hinton</a>	SO-2	<a href="#">Stanford</a>	54.76
5	<a href="#">Lina H</a>			54.84 +

PL	NAME	YEAR	TEAM	TIME
6	Izzy Kneeshaw	SO-2	Hawaii	54.92
7	Tristian Campbell	FR-1	Sacramento St.	55.05
8	Itzia Mejia Garcia	SO-2	Fresno State	55.10
9	Elle DeMange	SO-2	Cal Poly	55.33
10	Kenahdi Haslip	SO-2	Fresno Pacific	55.36 +
11	Jordan Jackson	SO-2	Cal Poly	55.49
12	Shaniya Randolph	SO-2	Fresno Pacific	55.54 +
13	Eryn Burke	SR-4	Vanguard	55.59 +
14	Janae Heffernan	JR-3	Fresno State	55.77
15	Kylee Parsons	SO-2	Nevada	56.09
16	Miana Giovannini	SR-4	Fresno State	56.17
17	Ariana Vera	SR-4	Fresno Pacific	56.18
18	Rachel Nelson	SO-2	Stanford	56.41
19	Cate Peters	SO-2	Stanford	56.43
20	Camille Peisner	SR-4	Stanford	56.49
21	Kylie Olsen	SO-2	BYU	56.69
22	Addison Swartzendruber	FR-1	Oregon State	56.74
23	Tresley Love	FR-1	Academy of Art	57.12
24	Talayssia Sanders	SR-4	Northern Illinois	57.27
25	Danielle Bacon	SR-4	Chico State	57.38
26	Amelie Fairclough	FR-1	Hawaii	57.49
27	Marissa Crane	JR-3	Hawaii	57.99
28	Rebecca Vander Poel	SR-4	Boise State	58.38
29	Michaela Andrews	JR-3	Academy of Art	58.68
30	Elyse Jessen	SO-2	BYU	58.85
31	Ashley Peterson	SO-2	Portland State	58.91
32	Erine Collard	SR-4	Academy of Art	58.91
33	Bria Anderson	FR-1	BYU	59.64
34	Emilka Chrastinova	FR-1	San Francisco	59.85
35	Taylor			1:00.51

## Women's 400 Meters Section 1

PL	NAME	YEAR	TEAM	TIME
1	Ceonna Pipion		Unattached	52.77
2	Alyssa Bean	JR-3	San Jose St.	53.87
3	Annalies Kalma	JR-3	Nevada	53.95
4	Sage Hinton	SO-2	Stanford	54.76
6	Izzy Kneeshaw	SO-2	Hawaii	54.92
7	Tristian Campbell	FR-1	Sacramento St.	55.05
13	Eryn Burke	SR-4	Vanguard	55.59 +
17	Ariana Vera	SR-4	Fresno Pacific	56.18
24	Talayssia Sanders	SR-4	Northern Illinois	57.27

## Women's 400 Meters Section 2

PL	NAME	YEAR	TEAM	TIME
5	Lina Hanich	SR-4	Academy of Art	54.84 +
8	Itzia Mejia Garcia	SO-2	Fresno State	55.10
11	Jordan Jackson	SO-2	Cal Poly	55.49
12	Shaniya Randolph	SO-2	Fresno Pacific	55.54 +
15	Kylee Parsons	SO-2	Nevada	56.09
19	Cate Peters	SO-2	Stanford	56.43
20	Camille Peisner	SR-4	Stanford	56.49
21	Kylie Olsen	SO-2	BYU	56.69
30	Elyse Jessen	SO-2	BYU	58.85

## Women's 400 Meters Section 3

PL	NAME	YEAR	TEAM	TIME
9	Elle DeMange	SO-2	Cal Poly	55.33
10	Kenahdi Haslip	SO-2	Fresno Pacific	55.36 +
14	Janae Heffernan	JR-3	Fresno State	55.77
16	Miana Giovannini	SR-4	Fresno State	56.17
18	Rachel Nelson	SO-2	Stanford	56.41
22	Addison Swartzendruber	FR-1	Oregon State	56.74
25	Daniel			57.38

PL	NAME	YEAR	TEAM	TIME
27	<a href="#">Marissa Crane</a>	JR-3	<a href="#">Hawaii</a>	57.99
33	<a href="#">Bria Anderson</a>	FR-1	<a href="#">BYU</a>	59.64

### Women's 400 Meters Section 4

PL	NAME	YEAR	TEAM	TIME
23	<a href="#">Tresley Love</a>	FR-1	<a href="#">Academy of Art</a>	57.12
26	<a href="#">Amelie Fairclough</a>	FR-1	<a href="#">Hawaii</a>	57.49
28	<a href="#">Rebecca Vander Poel</a>	SR-4	<a href="#">Boise State</a>	58.38
29	<a href="#">Michaela Andrews</a>	JR-3	<a href="#">Academy of Art</a>	58.68
31	<a href="#">Ashley Peterson</a>	SO-2	<a href="#">Portland State</a>	58.91
32	<a href="#">Erine Collard</a>	SR-4	<a href="#">Academy of Art</a>	58.91
34	<a href="#">Emilka Chrastinova</a>	FR-1	<a href="#">San Francisco</a>	59.85
35	<a href="#">Taylor Marks</a>	SR-4	<a href="#">Seattle U.</a>	1:00.51

### Women 800m Run Section 2

[Top↑](#)

PL	NAME	YEAR	TEAM	TIME
1	<a href="#">Roisin Willis</a>	JR-3	<a href="#">Stanford</a>	2:01.72
2	<a href="#">Judy Rono</a>	FR-1	<a href="#">New Mexico</a>	2:05.44
3	<a href="#">Brianna Rinn</a>	JR-3	<a href="#">Utah</a>	2:06.52
4	<a href="#">Aoife Dunne</a>	SR-4	<a href="#">Boston College</a>	2:07.07
5	<a href="#">Sophia Wolf</a>	SR-4	<a href="#">San Diego St.</a>	2:07.53
6	<a href="#">Maya McCabe</a>	SR-4	<a href="#">Washington St.</a>	2:07.59
7	<a href="#">Amelia Everett</a>	SO-2	<a href="#">Stanford</a>	2:09.77
8	<a href="#">Madi Surber</a>	JR-3	<a href="#">Oklahoma State</a>	2:11.45
9	<a href="#">Janiah Brown</a>	SR-4	<a href="#">Boise State</a>	2:18.81
	<a href="#">Juliette Whittaker</a>	JR-3	<a href="#">Stanford</a>	DNF

### Women 800m Run Section 4

[Top↑](#)

PL	NAME	YEAR	TEAM	TIME
1	<a href="#">Rachel O'Brien</a>	SR-4	<a href="#">New Mexico St.</a>	2:06.54
2	<a href="#">Jillian Brown</a>	JR-3	<a href="#">Oregon State</a>	2:07.23
3	<a href="#">Mega</a>			2:07.77

PL	NAME	YEAR	TEAM	TIME
4	<a href="#">Ellie Armbruster</a>	SR-4	<a href="#">Gonzaga</a>	2:08.28
5	<a href="#">Abigail Hancock</a>	SR-4	<a href="#">Bradley</a>	2:09.34
6	<a href="#">Leoni Mierswa</a>	SR-4	<a href="#">SMU</a>	2:09.37
7	<a href="#">Gabriella Chiara</a>	SO-2	<a href="#">Boise State</a>	2:09.87
8	<a href="#">Ryley Fick</a>		Performance Elite RC	2:12.95
9	<a href="#">Porshe Eismann</a>	SR-4	<a href="#">CUI</a>	2:15.85

### Women 800m Run Section 3

[Top↑](#)

PL	NAME	YEAR	TEAM	TIME
1	<a href="#">Rosemary Longisa</a>	FR-1	<a href="#">Washington St.</a>	2:07.57
2	<a href="#">Ellie Frye</a>	JR-3	<a href="#">Dallas Baptist</a>	2:08.36 +
3	<a href="#">Trixie Wraith</a>	SO-2	<a href="#">Bradley</a>	2:08.59
4	<a href="#">Lauren Harper</a>	SR-4	<a href="#">San Diego St.</a>	2:08.89
5	<a href="#">Hillary Studdert</a>	SO-2	<a href="#">Stanford</a>	2:10.76
6	<a href="#">Cameron McConnell</a>	JR-3	<a href="#">Oklahoma State</a>	2:13.40
7	<a href="#">yaroslava yalysovetska</a>	SO-2	<a href="#">Boston College</a>	2:13.68
8	<a href="#">Josii Johnson</a>	SR-4	<a href="#">Southern Utah</a>	2:15.41
9	<a href="#">Cate Peters</a>	SO-2	<a href="#">Stanford</a>	2:16.65

### Women 800m Run Section 5

[Top↑](#)

PL	NAME	YEAR	TEAM	TIME
1	<a href="#">Millie Wilcox</a>	JR-3	<a href="#">Utah</a>	2:05.39
2	<a href="#">Mandeep Sangha</a>	SO-2	<a href="#">Oklahoma State</a>	2:09.86
3	<a href="#">Macey Hilton</a>	JR-3	<a href="#">SMU</a>	2:10.20
4	<a href="#">Noelani Krauss</a>	JR-3	<a href="#">Boise State</a>	2:10.82
5	<a href="#">Emma Vorpapel</a>	SR-4	<a href="#">Northern Illinois</a>	2:10.90
6	<a href="#">Alice Seguin</a>	SO-2	<a href="#">New Mexico</a>	2:11.10
7	<a href="#">Riley Pyeatt</a>	SO-2	<a href="#">Washington St.</a>	2:11.54

### Women 800m Run Section 1

[Top↑](#)

PL	NAME	YEAR	TEAM	TIME
1	<a href="#">Chloe Egerster</a>	JR-3	<a href="#">Washington</a>	2:00.52
2	<a href="#">Lina H</a>			2:03.60 +



PL	NAME	YEAR	TEAM	TIME
3	<a href="#">Maddie Mooney</a>		<a href="#">Pacific Athletics</a>	2:05.18
4	<a href="#">Kyla Martin</a>	SO-2	<a href="#">Utah</a>	2:05.73
5	<a href="#">Molly Hudson</a>	SR-4	<a href="#">Boston College</a>	2:05.76
6	<a href="#">Maggie Liebich</a>	SR-4	<a href="#">Washington</a>	2:05.95
7	<a href="#">Tracee VAN DER WYK</a>		Unattached	2:08.08
	<a href="#">Melissa Tanaka</a>		Unattached	DNF

### Women 800m Run Section 6

[Top↑](#)

PL	NAME	YEAR	TEAM	TIME
1	<a href="#">Erin Vringer</a>	JR-3	<a href="#">Utah</a>	2:07.96
2	<a href="#">Maggie Williams</a>	JR-3	<a href="#">Biola</a>	2:08.19 +
3	<a href="#">Julia Flynn</a>	JR-3	<a href="#">Stanford</a>	2:10.42
4	<a href="#">Emma Kruse</a>	FR-1	<a href="#">Wisconsin</a>	2:11.29
5	<a href="#">Jenna Rodriguez</a>	JR-3	<a href="#">Cal St. East Bay</a>	2:12.93
6	<a href="#">Elizabeth Vanderput</a>	SR-4	<a href="#">Simon Fraser</a>	2:14.19
	<a href="#">JJ Escalera</a>		<a href="#">PDC</a>	DQ

### Women 1500m Run Section 2

[Top↑](#)

PL	NAME	YEAR	TEAM	TIME
1	<a href="#">Janet Jepkemboi Amimo</a>	FR-1	<a href="#">Kentucky</a>	4:13.58
2	<a href="#">Rosemary Longisa</a>	FR-1	<a href="#">Washington St.</a>	4:13.59
3	<a href="#">Juliette Whittaker</a>	JR-3	<a href="#">Stanford</a>	4:15.11
4	<a href="#">Millie Wilcox</a>	JR-3	<a href="#">Utah</a>	4:15.73
5	<a href="#">Emmaculate Jemutai</a>	SO-2	<a href="#">Kansas</a>	4:15.76
6	<a href="#">Courtney Frerichs</a>		<a href="#">Nike</a>	4:16.80
7	<a href="#">Willow Collins</a>	SR-4	<a href="#">Gonzaga</a>	4:18.28
8	<a href="#">Steph Driscoll</a>	JR-3	<a href="#">Washington</a>	4:19.36
9	<a href="#">Jenna Schwinghamer</a>	SR-4	<a href="#">Kentucky</a>	4:20.32
10	<a href="#">Annie Wild</a>	SO-2	<a href="#">Stanislaus State</a>	4:21.36 +
11	<a href="#">Yasmine Abbes</a>	SR-4	<a href="#">Boston College</a>	4:22.46
12	<a href="#">Mya Bunke</a>	SO-2	<a href="#">Wisconsin</a>	4:22.98
13	<a href="#">Heidi D</a>			4:23.15

PL	NAME	YEAR	TEAM	TIME
14	Megan Wagenaar		Bowerman Track Club	4:25.56
15	Cameron McConnell	JR-3	Oklahoma State	4:29.27
	Elyse Jessen	SO-2	BYU	DNF

### Women 1500m Run Section 3

[Top↑](#)

PL	NAME	YEAR	TEAM	TIME
1	Brianna Rinn	JR-3	Utah	4:16.55
2	Judy Rono	FR-1	New Mexico	4:16.64
3	Rachel O'Brien	SR-4	New Mexico St.	4:17.34
4	Kyla Martin	SO-2	Utah	4:20.34
5	Megan Roxby		Unattached	4:20.46
6	Mandeep Sangha	SO-2	Oklahoma State	4:20.60
7	Trixie Wraith	SO-2	Bradley	4:21.43
8	Abigail Pradere	SR-4	Oregon State	4:23.05
9	Kylie Finger	JR-3	Wisconsin	4:23.40
10	Riley Stewart	JR	Unattached	4:24.80
11	Macey Hilton	JR-3	SMU	4:25.47
12	Laura Acuna	SO-2	CBU	4:26.10

### Women 1500m Run Section 5

[Top↑](#)

PL	NAME	YEAR	TEAM	TIME
1	Lucy Milliner	FR-1	Hawaii	4:23.05
2	Ruby Broadbent	FR-1	Oregon State	4:23.45
3	Eimear McCarroll	FR-1	Bradley	4:24.16
4	Lauren Ping	SO-2	Oklahoma State	4:24.64
5	Lexi Goff	JR-3	BYU	4:26.00
6	Ireland Robertson	SR-4	Gonzaga	4:26.95
7	Jori Paradis	SR-4	CUI	4:27.13 +
8	Grace Southern	JR-3	Academy of Art	4:27.92 +
9	Sydney Partyka	JR-3	Oregon State	4:28.10
10	Amelia Everett	SO-2	Stanford	4:30.06
11	Caroli			4:33.36

PL	NAME	YEAR	TEAM	TIME
12	<a href="#">Brynnli Poulsen</a>	JR-3	<a href="#">Boise State</a>	4:35.50
13	<a href="#">Keira Saavedra</a>	FR-1	<a href="#">Gonzaga</a>	4:40.87
	<a href="#">Riley Pyeatt</a>	SO-2	<a href="#">Washington St.</a>	DNF

### Women 1500m Run Section 4

[Top↑](#)

PL	NAME	YEAR	TEAM	TIME
1	<a href="#">Leoni Mierswa</a>	SR-4	<a href="#">SMU</a>	4:19.90
2	<a href="#">Kaitlyn Sheppard</a>	SO-2	<a href="#">Bradley</a>	4:20.68
3	<a href="#">Abigail Hancock</a>	SR-4	<a href="#">Bradley</a>	4:21.63
4	<a href="#">Ainsley Herron</a>	FR-1	<a href="#">Oregon State</a>	4:22.19
5	<a href="#">Grace Strongman</a>	JR-3	<a href="#">Colo. Sch. of Mines</a>	4:22.68 +
6	<a href="#">Aubrey O'Connell</a>	SO-2	<a href="#">Oklahoma State</a>	4:23.37
7	<a href="#">Anna Grabowski</a>	JR-3	<a href="#">Gonzaga</a>	4:23.52
8	<a href="#">Grace Moroney</a>	SO-2	<a href="#">Utah</a>	4:24.33
9	<a href="#">Lauren Ayers</a>	FR-1	<a href="#">Utah</a>	4:25.22
10	<a href="#">Grace Waage</a>	SR-4	<a href="#">South Dakota St.</a>	4:25.75
11	<a href="#">Natalie Hlusi</a>		Unattached	4:26.08
12	<a href="#">Sorcha Shiu</a>	SO-2	<a href="#">Arkansas</a>	4:26.77
13	<a href="#">Ciara Thornley</a>	SO-2	<a href="#">Bradley</a>	4:28.41
14	<a href="#">Li-Mari Dekker</a>	FR-1	<a href="#">New Mexico</a>	4:30.63
15	<a href="#">Krystal Rodriguez</a>	SR-4	<a href="#">Oklahoma State</a>	4:33.65

### Women 1500m Run Section 1

[Top↑](#)

PL	NAME	YEAR	TEAM	TIME
1	<a href="#">Chloe Foerster</a>	JR-3	<a href="#">Washington</a>	4:07.32
2	<a href="#">Sophia Kennedy</a>	SO-2	<a href="#">Stanford</a>	4:14.25
3	<a href="#">Maggie Liebich</a>	SR-4	<a href="#">Washington</a>	4:14.46
4	<a href="#">Erin Vringer</a>	JR-3	<a href="#">Utah</a>	4:14.90
5	<a href="#">Claire Yerby</a>	JR-3	<a href="#">Washington</a>	4:16.81
6	<a href="#">Molly Hudson</a>	SR-4	<a href="#">Boston College</a>	4:16.96
7	<a href="#">Tessa Buswell</a>	FR-1	<a href="#">BYU</a>	4:17.26
8	<a href="#">Molly</a>			4:19.94

PL	NAME	YEAR	TEAM	TIME
9	<a href="#">Tracee VAN DER WYK</a>		Unattached	4:19.98
10	<a href="#">Aoife Dunne</a>	SR-4	<a href="#">Boston College</a>	4:20.11
11	<a href="#">Maddie Mooney</a>		<a href="#">Pacific Athletics</a>	4:20.85
12	<a href="#">Jessica Kain</a>		Saucony	4:24.47
	<a href="#">Kylie Olsen</a>	SO-2	<a href="#">BYU</a>	DNF
	<a href="#">Melissa Tanaka</a>		Unattached	DNF

### Women 1500m Run Section 6

[Top↑](#)

PL	NAME	YEAR	TEAM	TIME
1	<a href="#">Madi Surber</a>	JR-3	<a href="#">Oklahoma State</a>	4:21.30
2	<a href="#">Hillary Studdert</a>	SO-2	<a href="#">Stanford</a>	4:25.80
3	<a href="#">Kaho Cichon</a>	JR-3	<a href="#">UCLA</a>	4:27.77
4	<a href="#">Maya Baechler</a>	SO-2	<a href="#">Oregon State</a>	4:28.28
5	<a href="#">Julia Flynn</a>	JR-3	<a href="#">Stanford</a>	4:28.88
6	<a href="#">Petra Helebrantova</a>	SO-2	<a href="#">San Francisco</a>	4:29.34
7	<a href="#">Emma Kruse</a>	FR-1	<a href="#">Wisconsin</a>	4:31.12
8	<a href="#">Noemi Lundgren</a>	SO-2	<a href="#">Oregon State</a>	4:31.33
9	<a href="#">Rachel Fereday</a>	SO-2	<a href="#">Air Force</a>	4:32.41
10	<a href="#">Kamilla Vanadzina</a>	JR-3	<a href="#">San Francisco</a>	4:32.75
11	<a href="#">Jasleen Sidhu</a>	FR-1	<a href="#">Air Force</a>	4:33.43
12	<a href="#">JJ Escalera</a>		<a href="#">PDC</a>	4:34.43
13	<a href="#">Rachael Watkins</a>	JR-3	<a href="#">Simon Fraser</a>	4:34.72
14	<a href="#">Ella McGillis</a>	FR-1	<a href="#">UCLA</a>	4:38.63
15	<a href="#">Camryn Bodine</a>	SO-2	<a href="#">Air Force</a>	4:45.03

### Women 5000m Run Section 4

[Top↑](#)

PL	NAME	YEAR	TEAM	TIME
1	<a href="#">Josphine Mwaura</a>	SO-2	<a href="#">Oklahoma State</a>	16:13.20
2	<a href="#">Ainhua Brea</a>	SR-4	<a href="#">Ole Miss</a>	16:18.03
3	<a href="#">Molly Fitzpatrick</a>	JR-3	<a href="#">Boston College</a>	16:20.93
4	<a href="#">Gentry Turner</a>	FR-1	<a href="#">Oklahoma State</a>	16:24.42
5	<a href="#">Sarah</a>			16:38.08

PL	NAME	YEAR	TEAM	TIME
6	Elizabeth Dildine	JR-3	BYU	16:38.93
7	Raygan Peterson	SO-2	BYU	16:41.26
8	Hana Catsimanes	SR-4	Cal Poly	16:46.87
9	Erin Cosgrove	FR-1	Oregon State	16:53.47
10	Anna Harden	SO-2	Air Force	16:55.29
11	Madison King	JR-3	Colorado St.	16:57.90
12	Hannah Ielfield	JR-3	Ole Miss	17:00.30
13	Autumn Michalski	FR-1	Oklahoma State	17:02.21
14	Sophia Keditukei	FR-1	SMU	17:05.08
	Gioana Lopizzo	FR-1	Washington	DNF
	Taylor Rohatinsky	SO-2	BYU	DNF

### Women 5000m Run Section 1

Top↑

PL	NAME	YEAR	TEAM	TIME
1	Jenna Hutchins	JR-3	BYU	15:16.95
2	Marion Jepngetich	FR-1	New Mexico	15:22.80
3	Zofia Dudek	JR-3	Stanford	15:23.46
4	Karrie Baloga	SO-2	Northern Arizona	15:24.38
5	Ava Mitchell	SO-2	Northern Arizona	15:31.41
6	Alice Seguin	SO-2	New Mexico	15:33.10
7	Erin Teschuk		New Balance	15:34.13
8	Andrea Paula Bonilla		Posso Sports	15:37.55
9	Mia Cochran	JR-3	Washington	15:40.96
10	Bieke Schipperen	JR-3	Florida State	15:41.29
11	Victoria Lagat	SO-2	Oklahoma State	15:41.75
12	Julia David-Smith	JR-3	Washington	15:44.39
13	Layla Roebke	SR-4	Louisville	15:46.36
14	Leane Willemse	JR-3	Wisconsin	15:47.05
15	Carmen Alder	SR-4	BYU	15:56.62
16	Maggi Congdon	SR-4	Northern Arizona	16:02.61
17	Maure			16:36.14

PL	NAME	YEAR	TEAM	TIME
	Lexy Halladay-Lowry	SR-4	BYU	DNF

## Women 5000m Run Section 2

[Top↑](#)

PL	NAME	YEAR	TEAM	TIME
1	Hayley Burns	JR-3	Northern Arizona	15:39.97
2	Carlee Hansen	JR-3	BYU	15:43.54
3	Tatiana Cornejo	JR-3	Cal Poly	15:44.59
4	Yasmin Marghini	SR-4	Boise State	15:46.12
5	Rayna Stanziano	SR-4	St. Mary's (Cal.)	15:46.51
6	Emma Stutzman	FR-1	Northern Arizona	15:48.92
7	Layla Almasri		Palestine	15:49.77
8	Taylor Lovell	SO-2	BYU	15:52.15
9	Roshni Singh	SR-4	Boston College	15:56.03
10	Vas Spyrou		Unattached	15:56.45
11	Annika Esvelt	SR-4	Seattle Pacific	15:56.94 +
12	Berlyn Schutz	SO-2	Nebraska	15:57.43
13	Shea Ruhly	SR-4	Wisconsin	16:03.47
14	Selma Anderson		Unattached	16:05.11
15	Anna Petr	SR-4	Colorado St.	16:09.99
16	Maebh Richardson	SO-2	Portland	16:10.06
17	Kate Laurent		UNAT-Oregon State	16:10.19
18	Lindsey Peters	JR-3	Utah	16:11.45
19	Audrey DaDamio	JR-3	Stanford	16:11.48
20	Caila Odekirk	SR-4	Utah Valley	16:11.99
21	Sophie Baumann	JR-3	Ole Miss	16:15.29
22	Annastasia Peters	FR-1	Utah	16:18.08
23	Ally Peterson	SR-4	Air Force	16:18.65
24	Abby Loveys	SR-4	Boston College	16:20.42
25	Abby Lewis	FR-1	Boston College	16:22.35
26	Natalie Bitetti	JR-3	New Mexico	16:46.25
27	Sage E			7:12.38

PL	NAME	YEAR	TEAM	TIME
	Claire Yerby	JR-3	Washington	DNF
	Melissa Tanaka		Unattached	DNF

### Women 5000m Run Section 3

[Top↑](#)

PL	NAME	YEAR	TEAM	TIME
1	Brigid Hanley	SR-4	New Mexico	16:01.39
2	Maisie Grice	SR-4	Northern Arizona	16:01.79
3	Olivia Alessandrini	FR-1	Louisville	16:02.47
4	Keira Moore	JR-3	Northern Arizona	16:02.50
5	Sarah Ellis	JR-3	Utah State	16:04.58
6	Ava Dyck	FR-1	CBU	16:05.51
7	Nadia Potgieter	SO-2	Bradley	16:10.68
8	Olivia Pielemeier	FR-1	Arkansas	16:12.68
9	Beth Arentz	SR-4	Ole Miss	16:16.87
10	Ally Kruger	JR-3	Kentucky	16:17.84
11	Kylie Simshauser	SR-4	Wyoming	16:18.26
12	Molly Dreher	Senior	Unattached	16:21.92
13	Hanna Bruckmayer	SR-4	New Mexico	16:25.81
14	Leah Taylor	JR-3	Florida State	16:30.57
15	Autumn Ost	SR-4	Boise State	16:30.61
16	Sierra Atkins		Performance Elite RC	16:31.33
17	Olivia Foody	FR-1	UCLA	16:41.66
18	Kelli Gaffney	SO-2	Cal Poly	16:42.97
19	Sophie Tau	SO-2	California	16:54.43
20	Kiki Vaughn	FR-1	Northern Arizona	17:07.19
	Audrey Suarez	SR-4	Stanford	DNF
	Riley Stewart	JR	Unattached	DNF

### Women 10000m Run Section 2

[Top↑](#)

PL	NAME	YEAR	TEAM	TIME
1	Ali Bainbridge	SO-2	Nebraska	33:31.88
2	Alaina			7.70

PL	NAME	YEAR	TEAM	TIME
3	Anna Martin	SR-4	Utah Valley	33:40.17
4	Hannah Fredericks	SR-4	The Master's	33:46.19 * *
5	Jasmine Wood	JR-3	New Mexico	33:48.59
6	Alexis Kebbe	SR-4	Northern Arizona	33:55.75
7	Jessica Lutmer	JR-3	South Dakota St.	34:00.53
8	Brie Smith	SO-2	Utah State	34:08.72
9	Iresh Molina	SO-2	Chico State	34:08.97 +
10	Della Molina	SO-2	Chico State	34:09.93 +
11	Saskia Lloyd		Unattached	34:12.62
12	Courtney Stadter	FR-1	South Dakota St.	34:12.94
13	Laurie Murphy	SR-4	Weber State	34:16.22
14	Riley Buese	SR-4	Lewis & Clark	34:16.33 +
15	Grace Ping	JR-3	Oklahoma State	34:17.38
16	Ella Johnson	SO-2	Air Force	34:21.15
17	Bradley Weimer	SO-2	Arkansas	34:23.01
18	Molly Latincsics	JR-3	Oregon State	34:23.51
19	Marina Trave	JR-3	Wyoming	34:24.27
20	Izzi Gengaro		PDC	34:26.94
21	Maddie Reeves		Point Loma	34:28.75
22	Jade Rypkema	FR-1	Gonzaga	34:45.01
23	Nyah Hernandez	SR-4	Syracuse	34:45.44
24	Annika Salz	JR-3	UCLA	34:49.25
25	Kylie Mantz	SR-4	BYU	34:57.36
26	Lynette Ruiz	SR-4	Biola	34:57.53 +
27	Eliana Malnourie	SR-4	North Dakota	34:58.59
28	Natalia Boltz	FR-1	Utah Valley	35:05.07
29	Ari Trimble	JR-3	Utah Valley	35:12.24
30	Kseniya Nikanorov	JR-3	UC-Colo. Spgs.	35:14.34 +
31	Miriam Sandeen	JR-3	Iowa	35:15.03
32	Claire			0.86



PL	NAME	YEAR	TEAM	TIME
33	<a href="#">Danielle Brow</a>	SR-4	<a href="#">Weber State</a>	35:43.17
34	<a href="#">Joy Weber</a>	SO-2	<a href="#">UC Riverside</a>	35:48.45
	<a href="#">Willow Collins</a>	SR-4	<a href="#">Gonzaga</a>	DNF
	<a href="#">Amit Koma</a>	SO-2	<a href="#">Boise State</a>	DNF
	<a href="#">Karissa Chamberlain</a>	FR-1	<a href="#">BYU</a>	DNF
	<a href="#">Sierra Brill</a>		<a href="#">PDC</a>	DNF

## Women 10000m Run Section 1

[Top↑](#)

PL	NAME	YEAR	TEAM	TIME
1	<a href="#">Diana Cherotich</a>	FR-1	<a href="#">Oregon</a>	31:45.22
2	<a href="#">Paityn Noe</a>	SO-2	<a href="#">Arkansas</a>	31:59.22
3	<a href="#">Juliet Cherubet</a>	SO-2	<a href="#">Oregon</a>	32:02.78
4	<a href="#">Jadyn Keeler</a>	JR-3	<a href="#">North Dakota</a>	32:06.70
5	<a href="#">Zenah Cheptoo</a>	SO-2	<a href="#">Washington St.</a>	32:23.18
6	<a href="#">Rosina Machu</a>	JR-3	<a href="#">Gonzaga</a>	32:33.18
7	<a href="#">Elise Stearns</a>	SR-4	<a href="#">Northern Arizona</a>	32:33.18
8	<a href="#">Morgan Jensen</a>	SR-4	<a href="#">Utah</a>	32:33.52
9	<a href="#">Yonca Kutluk</a>		Unattached	32:42.96
10	<a href="#">Emma Eastman</a>	JR-3	<a href="#">Syracuse</a>	32:47.21
11	<a href="#">Hannah Branch</a>		Unattached	32:49.33
12	<a href="#">Brianna Robles</a>	SR-4	<a href="#">Adams State</a>	32:50.18 +
13	<a href="#">Sydney Thorvaldson</a>	SR-4	<a href="#">Arkansas</a>	33:01.51
14	<a href="#">Mckaylie Caesar</a>	SR-4	<a href="#">Utah</a>	33:05.56
15	<a href="#">Rylie Lusk</a>	SR-4	<a href="#">Syracuse</a>	33:13.56
16	<a href="#">Logan Hofstee</a>	FR-1	<a href="#">Gonzaga</a>	33:17.80
17	<a href="#">Olivia Borowiak</a>		Unattached	33:17.95
18	<a href="#">Savannah Roark</a>	SR-4	<a href="#">Syracuse</a>	33:22.60
19	<a href="#">Anna Fauske</a>	SR-4	<a href="#">UC-Colo. Spgs.</a>	33:22.66 +
20	<a href="#">Clara Mayfield</a>	SR-4	<a href="#">Utah</a>	33:23.41
21	<a href="#">Jessica Frydenlund</a>	SO-2	<a href="#">Gonzaga</a>	33:27.21
22	<a href="#">Nicola</a>			3:29.01

PL	NAME	YEAR	TEAM	TIME
23	<a href="#">Vanesa Alder</a>	SO-2	<a href="#">BYU</a>	33:29.92
24	<a href="#">Destiny Everett</a>	SR-4	<a href="#">BYU</a>	33:30.31
25	<a href="#">Emma Thornley</a>	SR-4	<a href="#">Utah State</a>	33:32.13
26	<a href="#">Fiona McLoughlin</a>	5	Unattached	33:33.58
27	<a href="#">Juliette Forstrom</a>	FR-1	<a href="#">Portland</a>	33:34.61
28	<a href="#">Ella Fadil</a>	SO-2	<a href="#">Boston College</a>	33:38.38
29	<a href="#">India Jones</a>	JR-3	<a href="#">Air Force</a>	33:39.58
30	<a href="#">Alexi Fogo</a>	JR-3	<a href="#">Gonzaga</a>	33:45.43
	<a href="#">Nelah Roberts</a>	FR-1	<a href="#">BYU</a>	DNF
	<a href="#">Dana Klein</a>		<a href="#">Idaho Afoot</a>	DNF

### Women's 100 Hurdles Finals

W: +0.0

PL	NAME	YEAR	TEAM	TIME
1	<a href="#">Sofia Cosculluela</a>	FR-1	<a href="#">Washington</a>	13.58
2	<a href="#">Ava Fitzgerald</a>	JR-3	<a href="#">Sacramento St.</a>	13.65
3	<a href="#">Jewel Ash</a>	SR-4	<a href="#">Fresno State</a>	13.75
4	<a href="#">Brianna Green</a>	SR-4	<a href="#">Fresno Pacific</a>	13.77 +
5	<a href="#">Eboselulu Omofoma</a>	FR-1	<a href="#">Biola</a>	14.10 +
6	<a href="#">Alexis Ranger-Dunbar</a>	SR-4	<a href="#">Fresno Pacific</a>	14.42
7	<a href="#">Anneke Moersdorf</a>		<a href="#">Pacific Athletics</a>	14.48

### Women's 100 Hurdles Preliminaries

Top↑

PL	NAME	YEAR	TEAM	TIME
1	<a href="#">Sky Hagan</a>	JR-3	<a href="#">San Jose St.</a>	13.30
2	<a href="#">Ava Fitzgerald</a>	JR-3	<a href="#">Sacramento St.</a>	13.71
3	<a href="#">Jewel Ash</a>	SR-4	<a href="#">Fresno State</a>	13.79
4	<a href="#">Sofia Cosculluela</a>	FR-1	<a href="#">Washington</a>	13.76
5	<a href="#">Brianna Green</a>	SR-4	<a href="#">Fresno Pacific</a>	13.88 +
6	<a href="#">Eboselulu Omofoma</a>	FR-1	<a href="#">Biola</a>	14.15 +
7	<a href="#">Anneke Moersdorf</a>		<a href="#">Pacific Athletics</a>	14.16
8	<a href="#">Emily Stefan</a>	SR-4	<a href="#">Boise State</a>	14.21
9	<a href="#">Alexis</a>			14.26

PL	NAME	YEAR	TEAM	TIME
10	Tara Wyllie	JR-3	Hawaii	14.53
11	Maya Holman	JR-3	Hawaii	14.55
12	Hannah Hanson	SO-2	Biola	14.58
13	Johanna Haas	JR-3	Nevada	14.75
14	Catherine Touchette	JR-3	Hawaii	14.88
15	Misa Holland	SO-2	Nevada	14.92
16	Savana Chalmers	SO-2	Nevada	14.99
17	Sara Rivas	FR-1	Stanford	15.01
18	Gabbie Hasskamp	JR-3	Boise State	15.11
19	Valeria Paez-Rueda	JR-3	Nevada	15.12
20	Ava Washburn	SO-2	Washington	15.15
21	Alma Kathan	FR-1	Nevada	15.28
22	Mila Real	SO-2	Stanislaus State	15.54
23	Grace Blanchette	SR-4	Hawaii	15.78

## Women's 100 Hurdles Preliminaries Heat 1

W: 0.4

PL	NAME	YEAR	TEAM	TIME
2	Ava Fitzgerald	JR-3	Sacramento St.	13.71
9	Alexis Ranger-Dunbar	SR-4	Fresno Pacific	14.26
10	Tara Wyllie	JR-3	Hawaii	14.53
11	Maya Holman	JR-3	Hawaii	14.55
15	Misa Holland	SO-2	Nevada	14.92
21	Alma Kathan	FR-1	Nevada	15.28
23	Grace Blanchette	SR-4	Hawaii	15.78

## Women's 100 Hurdles Preliminaries Heat 2

W: 1.1

PL	NAME	YEAR	TEAM	TIME
3	Jewel Ash	SR-4	Fresno State	13.79
5	Brianna Green	SR-4	Fresno Pacific	13.88 +
7	Anneke Moersdorf		Pacific Athletics	14.16
12	Hannah Hanson	SO-2	Biola	14.58
13	Johanna Haas			14.75

PL	NAME	YEAR	TEAM	TIME
17	Sara Rivas	FR-1	Stanford	15.01
20	Ava Washburn	SO-2	Washington	15.15
22	Mila Real	SO-2	Stanislaus State	15.54

**Women's 100 Hurdles Preliminaries Heat 3****W: 0.2**

PL	NAME	YEAR	TEAM	TIME
1	Sky Hagan	JR-3	San Jose St.	13.30
4	Sofia Cosculluela	FR-1	Washington	13.76
6	Eboselulu Omofoma	FR-1	Biola	14.15 +
8	Emily Stefan	SR-4	Boise State	14.21
14	Catherine Touchette	JR-3	Hawaii	14.88
16	Savana Chalmers	SO-2	Nevada	14.99
18	Gabbie Hasskamp	JR-3	Boise State	15.11
19	Valeria Paez-Rueda	JR-3	Nevada	15.12

**Women's 400 Hurdles****Top↑**

PL	NAME	YEAR	TEAM	TIME
1	Brianna Green	SR-4	Fresno Pacific	57.80 +
2	Jewel Ash	SR-4	Fresno State	58.08
3	Brei'ja Stredic	SO-2	Sacramento St.	58.82
4	Jaden DeSouza	SR-4	St. Mary's (Cal.)	1:00.40
5	Catherine Touchette	JR-3	Hawaii	1:00.53
6	Sevilla Duran	SR-4	Stanford	1:01.03
7	Eboselulu Omofoma	FR-1	Biola	1:01.44 +
8	Kalia Estes	SO-2	Cal Poly	1:01.47
9	Mila Real	SO-2	Stanislaus State	1:01.96 +
10	Oke Gift Ovedje	SO-2	Nevada	1:02.05
11	Mikayla Gardley	FR-1	Washington	1:02.69
12	Hannah Hanson	SO-2	Biola	1:02.94
13	Savana Dutton	JR-3	San Jose St.	1:03.78
14	Madison Romain	JR-3	Stanford	1:04.00
15	Avery A			:04.09

PL	NAME	YEAR	TEAM	TIME
16	Caitlynn Holt	FR-1	Nevada	1:04.21
17	Diana Valencia Dimas	Sophomore	Santa Rosa	1:04.46 ✓✓
18	Kaylin Mootz	Freshman	De Anza	1:04.84 ✓✓
19	Sara Rivas	FR-1	Stanford	1:04.85
20	Leylah Diaz	SO-2	Nevada	1:05.19
21	Taylor Yost	SR-4	CSUMB	1:05.55
22	Elsie Chin	JR-3	Lewis & Clark	1:05.95 +
23	Ma'Nia Tidwell	SO-2	San Jose St.	1:06.50

### Women's 400 Hurdles Section 1

PL	NAME	YEAR	TEAM	TIME
1	Brianna Green	SR-4	Fresno Pacific	57.80 +
2	Jewel Ash	SR-4	Fresno State	58.08
3	Brei'ja Stredic	SO-2	Sacramento St.	58.82
4	Jaden DeSouza	SR-4	St. Mary's (Cal.)	1:00.40
8	Kalia Estes	SO-2	Cal Poly	1:01.47
9	Mila Real	SO-2	Stanislaus State	1:01.96 +
10	Oke Gift Ovedje	SO-2	Nevada	1:02.05
13	Savana Dutton	JR-3	San Jose St.	1:03.78

### Women's 400 Hurdles Section 2

PL	NAME	YEAR	TEAM	TIME
5	Catherine Touchette	JR-3	Hawaii	1:00.53
6	Sevilla Duran	SR-4	Stanford	1:01.03
7	Eboselulu Omofoma	FR-1	Biola	1:01.44 +
12	Hannah Hanson	SO-2	Biola	1:02.94
14	Madison Romain	JR-3	Stanford	1:04.00
15	Avery Adelman	FR-1	Cal Poly	1:04.09
17	Diana Valencia Dimas	Sophomore	Santa Rosa	1:04.46 ✓✓
20	Leylah Diaz	SO-2	Nevada	1:05.19
23	Ma'Nia			1:06.50

## Women's 400 Hurdles Section 3

PL	NAME	YEAR	TEAM	TIME
11	Mikayla Gardley	FR-1	Washington	1:02.69
16	Caitlynn Holt	FR-1	Nevada	1:04.21
18	Kaylin Mootz	Freshman	De Anza	1:04.84 ✓✓
19	Sara Rivas	FR-1	Stanford	1:04.85
21	Taylor Yost	SR-4	CSUMB	1:05.55
22	Elsie Chin	JR-3	Lewis & Clark	1:05.95 +

## Women 3000m Steeplechase Section 3

Top↑

PL	NAME	YEAR	TEAM	TIME
1	Abigail Whitman	SR-4	Wyoming	10:24.48
2	Kaylee Barnes	JR-3	St. Mary's (Cal.)	10:24.84
3	Cami Merickel	JR-3	Nebraska	10:30.75
4	Jamie Hamlin	JR-3	Oregon State	10:33.99
5	Rachel Richtman	SR-4	UC-Colo. Spgs.	10:34.17 +
6	Maya Ewing	JR-3	Seattle Pacific	10:35.63 +
7	Jessica Kampman	SR-4	Azusa Pacific	10:35.65 +
8	Rhune Vanroose	SO-2	Bradley	10:44.72
9	Ashley Reeck	JR-3	Western Washington	10:46.37 +
10	Isabel Sanchez	SR-4	Cal Poly	10:48.11
11	Kensey May	SO-2	Colorado St.	10:52.21
12	Sariah Hernandez	JR-3	Hawaii	11:00.96
13	Melanie Anderson	FR-1	Salt Lake	11:06.23  NJCAA DI
14	Molly Breuer	JR-3	UC-Colo. Spgs.	11:07.35
15	Kelsie Vicknair	SR-4	Boston College	11:20.26
	Hannah Godwin	SR-4	Nebraska	DNF

## Women 3000m Steeplechase Section 1

Top↑

PL	NAME	YEAR	TEAM	TIME
1	Pamela Kosgei	FR-1	New Mexico	9:15.93
2	Brooke Mullins	SR-4	Florida State	10:00.91
3	Sophia			10:01.17

PL	NAME	YEAR	TEAM	TIME
4	Ebba Cronholm	FR-1	Kansas	10:02.54
5	Emily Jobes	JR-3	Boise State	10:03.05
6	Perri Bockrath	SR-4	Kentucky	10:06.01
7	Caroline Jepkorir	FR-1	Washington St.	10:08.23
8	Emily Brown	SR-4	Florida State	10:08.97
9	Lindsey Adams		SG Tahoe	10:14.97
10	Mia Kane	SR-4	UCLA	10:18.33
11	Ryley Fick		Performance Elite RC	10:46.40

### Women 3000m Steeplechase Section 2

Top↑

PL	NAME	YEAR	TEAM	TIME
1	Shelby Jensen	SO-2	Utah State	10:01.58
2	Saga Hagelin	JR-3	Weber State	10:09.79
3	Emily Chaston	SR-4	Utah	10:10.88
4	Ailish Hawkins	SO-2	UCLA	10:12.37
5	Ila Davis	SR-4	Western Washington	10:20.91 +
6	Emily LaMena	FR-1	Colo. Sch. of Mines	10:21.58 +
7	Nicole Bissell	SO-2	Washington St.	10:24.27
8	Oakley Olson	SR-4	Utah Valley	10:24.39
9	Mackenzie Rogers	SO-2	Arkansas	10:24.87
10	Sona Kourilova	JR-3	Utah	10:27.58
11	Abby Kendrick	SR-4	Boise State	10:28.43
12	Margaux Basart	JR-3	Colo. Sch. of Mines	10:28.71 +
13	Noel Barlette	FR-1	Kentucky	10:38.85
14	Allison Pippert	FR-1	Colorado St.	10:41.19
15	Frida Giersdorff	SO-2	North Dakota	10:41.80
16	Selin Tasdemir	JR-3	Simon Fraser	11:16.19
17	Norma Alvarez	JR-3	UC Riverside	11:16.75

### Women's 4 x 100 Relay

Top↑

PL	TEAM	ATHLETES	TIME

PL	TEAM	ATHLETES	TIME
1	Stanford	Teagan Zwaanstra, Alyssa Jones, Alaysia Oakes, Sage Hinton	44.81
2	Fresno Pacific	Nydia Chance, Brianna Green, Sariah Copeland, Shaniya Randolph	45.27 +
3	Sacramento St.	Jessi Barry, Ava Fitzgerald, Kassidy Schroth, Zoe Ewell	45.87
4	Boise State	Emily Stefan, Alyssa Cullen, Kenny Tajudeen, Love Uzoekwe	46.05
5	Cal Poly	Desie Armstrong, Madison Easter, Ciella Seals, Cadence Roy-Williams	46.60
6	Chabot	Rymiyah Pringle-Hamilto, Nyarah Anderson-Brown, Maleah Taylor, Niah Alomar	47.04 ✓✓
7	Northern Illinois	Esther Momalife, Stella Oyebode, Samira Huber, Precious Umukoro	47.08
8	Santa Rosa	Diana Valencia Dimas, Alyssa Boyd, Ysabella Ros Galisanao, Lauren King	48.75 ✓✓

### Women's 4 x 400 Relay

Top↑

PL	TEAM	SQUAD	ATHLETES	TIME
1	Stanford	A	Sage Hinton, Roisin Willis, Juliette Whittaker, Rachel Nelson	3:38.46
2	Fresno State	A	Itzia Mejia Garcia, Janae Heffernan, Miana Giovannini, Jewel Ash	3:38.93
3	Fresno Pacific	A	Sariah Copeland, Brianna Green, Shaniya Randolph, Kenahdi Haslip	3:39.47 +
4	Sacramento St.	A	Brei'ja Stredic, Tristian Campbell, Zoe Ewell, Jayla Cigar-Dingle	3:42.12
5	Cal Poly	A	Kalia Estes, Elle DeMange, Jordan Jackson, Avery Adelman	3:44.76
6	Oregon State	A	Dede Norman, Addison Swartzendruber, Jada Hurley, Jillian Brown	3:45.84
7	Hawaii	A	Marissa Crane, Catherine Touchette, Amelie Fairclough, Izzy Kneeshaw	3:46.43
8	Vanguard	A	Jordyn Burke, Eryn Burke, Elizabeth Betten, Brooke Dalgity	3:48.45
9	Northern Illinois	A	Esther Momalife, Talayssia Sanders, Emma Vorpapel, Sadiya Shamsid-Deen	3:50.29
10	Santa Rosa	A	Diana Valencia Dimas, Lauren King, Addie Waterman, Alyssa Boyd	3:57.43 ✓✓
11	Seattle U.	A	Taylor Marks, Lilianne Hargreaves, Zoe Tibbo, Annabelle Clapp	4:02.56
	Stanford		Seville Duran, Sara Rivero, Camille	DNF



## Women's 4 x 400 Relay Section 1

PL	TEAM	ATHLETES	TIME
4	Sacramento St.	Stredic, Campbell, Ewell, Cigar-Dingle	3:42.12
5	Cal Poly	Estes, DeMange, Jackson, Adelman	3:44.76
6	Oregon State	Norman, Swartzendruber, Hurley, Brown	3:45.84
9	Northern Illinois	Momalife, Sanders, Vorpapel, Shamsid-Deen	3:50.29
10	Santa Rosa	Valencia Dimas, King, Waterman, Boyd	3:57.43 ✓✓
11	Seattle U.	Marks, Hargreaves, Tibbo, Clapp	4:02.56

## Women's 4 x 400 Relay Section 2

PL	TEAM	ATHLETES	TIME
1	Stanford	Hinton, Willis, Whittaker, Nelson	3:38.46
2	Fresno State	Mejia Garcia, Heffernan, Giovannini, Ash	3:38.93
3	Fresno Pacific	Copeland, Green, Randolph, Haslip	3:39.47 +
7	Hawaii	Crane, Touchette, Fairclough, Kneeshaw	3:46.43
8	Vanguard	Burke, Burke, Betten, Dalgity	3:48.45
	Stanford	Duran, Rivas, Peisner, Romain	DNF

## Women High Jump High Pit

Top↑

PL	NAME	YEAR	TEAM	MARK	CONV	
1	Lilian Turban	JR-3	Hawaii	1.76m	5' 9.25"	
1.53 P	1.58 P	1.63 O	1.68 O	1.73 O	1.76 O	1.79 XXX
2	Melanie Castelli	SO-2	Cal Poly	1.73m	5' 8"	
1.53 P	1.58 P	1.63 O	1.68 XXO	1.73 O	1.76 XXX	
3	Jasmijn Raes	FR-1	Northern Illinois	1.73m	5' 8"	
1.53 P	1.58 P	1.63 XXO	1.68 O	1.73 XXO	1.76 XXX	
4	Grace Proudfoot	JR-3	Oregon State	1.68m	5' 6"	
1.53 P	1.58 O	1.63 O	1.68 O	1.73 XXX		
4	Dede Norman	SO-2	Oregon State	1.68m	5' 6"	
1.53 P	1.58 P	1.63 O	1.68 O	1.73 XXX		
6	Hazel				5' 4.25"	

PL	NAME	YEAR	TEAM	MARK	CONV
1.53 P	1.58 P	1.63 O	1.68 XXX		
6	<a href="#">Kamiya Dendy</a>	SR-4	<a href="#">Northern Illinois</a>	1.63m	5' 4.25"
1.53 P	1.58 O	1.63 O	1.68 XXX		
8	<a href="#">Arianna Calloway</a>	SO-2	<a href="#">Northern Illinois</a>	1.63m	5' 4.25"
1.53 P	1.58 XO	1.63 O	1.68 XXX		
9	<a href="#">Lariel Henley</a>	SR-4	<a href="#">Cal Poly</a>	1.63m	5' 4.25"
1.53 P	1.58 O	1.63 XO	1.68 XXX		
10	<a href="#">Kendra Pearson</a>	SR-4	<a href="#">Chico State</a>	1.58m	5' 2.25"
1.53 O	1.58 O	1.63 XXX			
	<a href="#">Lina Schubert</a>	SR-4	<a href="#">San Jose St.</a>	NH	NH
1.73 XXX					

### Women High Jump Low Pit

Top↑

PL	NAME	YEAR	TEAM	MARK	CONV
1	<a href="#">Chase Kubinski</a>	JR-3	<a href="#">Cal Poly</a>	1.63m	5' 4.25"
1.53 P	1.58 P	1.63 O	1.68 XXX		
2	<a href="#">Maia Garcia</a>	JR-3	<a href="#">Cal Poly</a>	1.63m	5' 4.25"
1.53 P	1.58 O	1.63 XO	1.68 XXX		
3	<a href="#">Allie Goetz</a>	FR-1	<a href="#">Chico State</a>	1.63m	5' 4.25"
1.53 O	1.58 XXO	1.63 XO	1.68 XXX		
4	<a href="#">Valeria Paez-Rueda</a>	JR-3	<a href="#">Nevada</a>	1.58m	5' 2.25"
1.53 O	1.58 O	1.63 XXX			
5	<a href="#">stina larsson</a>	SO-2	<a href="#">Nevada</a>	1.58m	5' 2.25"
1.53 O	1.58 XO	1.63 XXX			
5	<a href="#">Jamie Wade</a>	FR-1	<a href="#">Boise State</a>	1.58m	5' 2.25"
1.53 O	1.58 XO	1.63 XXX			
7	<a href="#">Johanna Haas</a>	JR-3	<a href="#">Nevada</a>	1.58m	5' 2.25"
1.53 O	1.58 XXO	1.63			

PL	NAME	YEAR	TEAM	MARK	CONV
8	Grace Blanchette	SR-4	Hawaii	1.53m	5' 0.25"
1.53 O	1.58 XXX 1.63 1.68				
9	Alison Calvin-Stupfel	JR-3	Portland State	1.53m	5' 0.25"
1.53 XO	1.58 XXX				
9	Favour Iyasere	JR-3	San Jose St.	1.53m	5' 0.25"
1.53 XO	1.58 XXX				

**Women Pole Vault Invite**

Top↑

PL	NAME	YEAR	TEAM	MARK	CONV
1	Hana Moll	SO-2	Washington	4.47m	14' 8"
3.22 --	3.37 3.52 3.67 3.82 3.97 4.07 4.17 4.27 4.37 4.47 4.60 -- -- -- -- -- -- -- XXO PPP XO XXX				
2	Amanda Moll	SO-2	Washington	4.37m	14' 4"
3.22 --	3.37 3.52 3.67 3.82 3.97 4.07 4.17 4.27 4.37 4.47 -- -- -- -- -- -- -- XXO XXX				
3	Lexi Evans	JR-3	Cal Poly	4.17m	13' 8.25"
3.22 --	3.37 3.52 3.67 3.82 3.97 4.07 4.17 4.27 -- -- -- -- -- -- -- XO O XXX				
4	Helen Hoadley	SR-4	Hawaii	4.07m	13' 4.25"
3.22 --	3.37 3.52 3.67 3.82 3.97 4.07 4.17 -- -- -- -- -- -- -- XO XXX				
5	Avril Wilson	JR-3	Washington	3.97m	13' 0.25"
3.22 --	3.37 3.52 3.67 3.82 3.97 4.07 -- -- -- -- -- -- -- O O XXX				
6	Lianne Kistler	SR-4	Stanford	3.97m	13' 0.25"
3.22 --	3.37 3.52 3.67 3.82 3.97 4.07 -- -- -- -- -- -- -- XO O XXX				
7	Sky Schuller	SO-2	Stanford	3.82m	12' 6.25"
3.22 --	3.37 3.52 3.67 3.82 3.97 -- -- -- -- -- -- -- O O XXX				
8	Logan Hays	SO-2	Cal Poly	3.82m	12' 6.25"
3.22 --	3.37 3.52 3.67 3.82 3.97 -- -- -- -- -- -- -- O O XXX				
9	Lindsey Koch	FR-1	Hawaii	3.67m	12' 0.5"
3.22 --	3.37 3.52 3.67 3.82 -- -- -- -- -- -- -- O XXO XXX				
	Alyssa Carson	JR-3	Nevada	NH	NH

PL	NAME	YEAR	TEAM	MARK	CONV
3.22 ---	3.37 ---	3.52 XXX			

### Women Pole Vault Collegiate

Top↑

PL	NAME	YEAR	TEAM	MARK	CONV
1	Mia Fowler	JR-3	Oregon State	3.67m	12' 0.5"
3.22 ---	3.37 ---	3.52 0	3.67 XXO	3.82 XXX	
2	Maddy Juhler	FR-1	Oregon State	3.52m	11' 6.5"
3.22 ---	3.37 ---	3.52 0	3.67 XXX		
3	Avery Karner	JR-3	Cal Poly	3.52m	11' 6.5"
3.22 ---	3.37 ---	3.52 XO	3.67 XXX		
4	Shae Wright	Freshman	Chabot	3.37m ✓✓	11' 0.75"
3.22 ---	3.37 0	3.52 XXX			
5	Natalie Hobbs	FR-1	Nevada	3.22m	10' 6.75"
3.22 0	3.37 XXX				
	Ariel Ferrell	Freshman	Monterey Peninsula	NH	NH
3.22 XXX					
	Kyra Thornhill	SO-2	Nevada	NH	NH
3.22 XXX					
	Lilia Montiel	SO-2	Oregon State	NH	NH
3.22 XXX					

### Women Long Jump Invite

Top↑

PL	NAME	YEAR	TEAM	MARK	CONV
1	Alyssa Jones	JR-3	Stanford	6.81m	22' 4.25"
	FOUL	6.55 (1.2)	6.81 (1.6)	6.20 (3.0)	FOUL FOUL
2	Katharina Graman	SO-2	San Jose St.	6.33m	20' 9.25"
	5.78 (2.2)	5.88 (0.2)	6.24 (1.3)	5.99 (-0.3)	6.11 (2.3) 6.33 (0.8)
3	Teagan Zwaanstra	SR-4	Stanford	6.25m	20' 6.25"
	5.67 (0.2)	FOUL	6.03 (+0.0)	6.13 (1.4)	6.11 (0.5) 6.25 (2.1)
4	Asjah /				20' 4.25"

PL	NAME	YEAR	TEAM	MARK	CONV	
	FOUL	6.12 (1.9)	6.20 (0.7)	5.81 (0.1)	PASS	PASS
5	<a href="#">Sofia Cosculluela</a>	FR-1	<a href="#">Washington</a>	6.15m	20' 2.25"	
	5.79 (-0.5)	6.15 (0.6)	5.98 (0.5)	5.79 (-0.4)	6.11 (1.0)	5.89 (0.5)
6	<a href="#">Eve Divinity</a>	JR-3	<a href="#">San Jose St.</a>	6.12m	20' 1"	
	6.06 (0.3)	FOUL	6.09 (1.4)	6.12 (0.8)	FOUL	4.35 (0.8)
7	<a href="#">Alaysia Oakes</a>	JR-3	<a href="#">Stanford</a>	6.04m	19' 9.75"	
	5.16 (-0.6)	6.04 (1.5)	5.56 (0.2)	5.38 (1.1)	5.82 (1.5)	5.89 (3.0)
8	<a href="#">Anneke Moersdorf</a>		<a href="#">Pacific Athletics</a>	5.91m	19' 4.75"	
	FOUL	5.85 (-1.1)	FOUL	5.91 (0.7)	5.80 (0.6)	FOUL
9	<a href="#">Melody Nwagwu</a>	SR-4	<a href="#">Cal Poly</a>	5.80m	19' 0.5"	
	5.70 (1.3)	5.80 (1.5)	5.73 (0.1)	5.41 (1.1)	5.55 (0.2)	FOUL
10	<a href="#">Love Uzoekwe</a>	FR-1	<a href="#">Boise State</a>	5.72m	18' 9.25"	
	5.72 (-0.8)	5.55 (-0.2)	5.68 (0.9)			
11	<a href="#">Leah Anderson</a>	SR-4	<a href="#">California</a>	5.52m	18' 1.5"	
	FOUL	5.35 (2.0)	5.52 (2.7)			
12	<a href="#">Precious Umukoro</a>	FR-1	<a href="#">Northern Illinois</a>	5.40m	17' 8.75"	
	5.40 (2.2)	FOUL	5.34 (3.0)			
13	<a href="#">Maya Holman</a>	JR-3	<a href="#">Hawaii</a>	5.39m	17' 8.25"	
	FOUL	5.39 (0.9)	PASS			
	<a href="#">Delaney Bahn</a>	SR-4	<a href="#">Oregon State</a>	FOUL	NM	
	FOUL	FOUL	FOUL			

## Women Long Jump Collegiate

Top↑

PL	NAME	YEAR	TEAM	MARK	CONV	
1	<a href="#">Emily Stefan</a>	SR-4	<a href="#">Boise State</a>	5.92m	19' 5.25"	
	5.39 (0.1)	5.59 (-0.3)	5.67 (-0.3)	5.52 (-0.8)	5.92 (0.5)	5.83 (0.5)
2	<a href="#">Tayhlore Hoagland</a>	FR-1	<a href="#">Cal Poly</a>	5.83m	19' 1.5"	
	5.64 (0.6)	5.75 (+0.0)	5.50 (-1.7)	FOUL	5.83 (1.7)	5.60 (0.3)
3	<a href="#">Natalie Lyons</a>	FR-1	<a href="#">UC Santa Barbara</a>	5.81m	19' 0.75"	
	FOUL	5.81 (2.4)	5.59 (0.4)	5.63 (1.5)	5.59 (1.9)	5.47 (-0.5)
4	<a href="#">Jessi B</a>				19' 0.75"	

PL	NAME	YEAR	TEAM	MARK	CONV
5.56 (-0.1)	5.81 (-0.3)	5.36 (-0.2)	5.34 (1.5)	PASS	PASS
5	Catherine Touchette	JR-3	Hawaii	5.74m	18' 10"
5.59 (0.5)	5.63 (0.1)	5.54 (-0.7)	5.55 (1.0)	5.69 (1.2)	5.74 (1.9)
6	Camryn Clark	SO-2	San Jose St.	5.65m	18' 6.5"
FOUL	FOUL	5.65 (-0.5)	FOUL	FOUL	FOUL
7	Cadence Roy-Williams	SR-4	Cal Poly	5.51m	18' 1"
5.51 (0.2)	FOUL	FOUL	5.40 (0.8)	PASS	PASS
8	Desie Armstrong	JR-3	Cal Poly	5.49m	18' 0.25"
4.39 (0.9)	FOUL	5.49 (1.2)	PASS	PASS	PASS
9	Greta Fraraccio	SR-4	Hawaii	5.46m	17' 11"
FOUL	FOUL	5.46 (0.7)	FOUL	5.13 (1.2)	5.21 (-1.0)
10	Kaja Maltaric	FR-1	Nevada	5.45m	17' 10.75"
FOUL	FOUL	5.45 (-0.4)			
11	Ava Washburn	SO-2	Washington	5.42m	17' 9.5"
FOUL	5.42 (-0.2)	5.35 (0.5)			
12	Jodeci Weems	JR-3	San Jose St.	5.32m	17' 5.5"
4.72 (0.9)	FOUL	5.32 (+0.0)			
13	Jaylen Walker	JR-3	Academy of Art	5.21m	17' 1.25"
FOUL	FOUL	5.21 (0.5)			
14	Manthita Wague	SO-2	Seattle U.	5.16m	16' 11.25"
5.16 (0.8)	5.12 (1.0)	4.75 (-0.7)			
	Tara Wyllie	JR-3	Hawaii	FOUL	NM
FOUL	FOUL				

### Women Long Jump Collegiate Flight 1

PL	NAME	YEAR	TEAM	MARK
1	Emily Stefan	SR-4	Boise State	5.92m
2	Taylore Hoagland	FR-1	Cal Poly	5.83m
5	Catherine Touchette	JR-3	Hawaii	5.74m
6	Camryn Clark	SO-2	San Jose St.	5.65m
10	Kaja Maltaric			5.45m

PL	NAME	YEAR	TEAM	MARK
11	<a href="#">Ava Washburn</a>	SO-2	<a href="#">Washington</a>	5.42m
12	<a href="#">Jodeci Weems</a>	JR-3	<a href="#">San Jose St.</a>	5.32m
13	<a href="#">Jaylen Walker</a>	JR-3	<a href="#">Academy of Art</a>	5.21m
14	<a href="#">Manthita Wague</a>	SO-2	<a href="#">Seattle U.</a>	5.16m
	<a href="#">Tara Wyllie</a>	JR-3	<a href="#">Hawaii</a>	FOUL

### Women Long Jump Collegiate Flight 2

PL	NAME	YEAR	TEAM	MARK
3	<a href="#">Natalie Lyons</a>	FR-1	<a href="#">UC Santa Barbara</a>	5.81m
4	<a href="#">Jessi Barry</a>	JR-3	<a href="#">Sacramento St.</a>	5.81m
7	<a href="#">Cadence Roy-Williams</a>	SR-4	<a href="#">Cal Poly</a>	5.51m
8	<a href="#">Desie Armstrong</a>	JR-3	<a href="#">Cal Poly</a>	5.49m
9	<a href="#">Greta Fraraccio</a>	SR-4	<a href="#">Hawaii</a>	5.46m

### Women Triple Jump Invite

[Top↑](#)

PL	NAME	YEAR	TEAM	MARK	CONV
1	<a href="#">Emilia Sjostrand</a>	SR-4	<a href="#">San Jose St.</a>	13.73m	45' 0.5"
	13.52 (0.6) 13.73 (1.0) FOUL 13.28 (0.3) PASS PASS				
2	<a href="#">Simone Johnson</a>	SR-4	<a href="#">San Jose St.</a>	13.47m	44' 2.5"
	13.47 (0.1) FOUL 13.23 (0.4) PASS PASS PASS				
3	<a href="#">Meekness Dogonyaro</a>	SO-2	<a href="#">Nevada</a>	13.27m	43' 6.5"
	12.99 (0.7) 13.27 (1.0) 12.55 (2.4) 12.73 (0.7) PASS PASS				
4	<a href="#">Tara Wyllie</a>	JR-3	<a href="#">Hawaii</a>	12.93m	42' 5.25"
	FOUL 12.93 (0.9) 12.26 (-0.5) FOUL 12.73 (1.0) FOUL				
5	<a href="#">Katharina Graman</a>	SO-2	<a href="#">San Jose St.</a>	12.91m	42' 4.25"
	12.07 (2.0) 12.33 (1.0) 12.71 (-0.4) 12.51 (1.4) 12.42 (3.2) 12.91 (1.2)				
6	<a href="#">Alaysia Oakes</a>	JR-3	<a href="#">Stanford</a>	12.74m	41' 9.75"
	11.97 (0.9) FOUL 12.54 (2.0) FOUL FOUL 12.74 (1.1)				
7	<a href="#">Melody Nwagwu</a>	SR-4	<a href="#">Cal Poly</a>	12.50m	41' 0.25"
	FOUL 12.26 12.35 (0.9) 12.50 (1.9) 12.48 (2.3) 12.22 (1.4)				
8	<a href="#">Precious Umukoro</a>	FR-1	<a href="#">Northern Illinois</a>	12.03m	39' 5.75"
	11.65 (1.0) FOUL				

PL	NAME	YEAR	TEAM	MARK	CONV
9	<a href="#">Love Uzoekwe</a>	FR-1	<a href="#">Boise State</a>	11.99m	39' 4"
	11.99 (0.1) 11.32 (0.2) 11.85 (0.5) 11.89 (1.6)	PASS	PASS		
10	<a href="#">Kaja Maltaric</a>	FR-1	<a href="#">Nevada</a>	11.87m	38' 11.5"
	11.37 (1.0) FOUL 11.87 (1.0)				
11	<a href="#">Ar'rieya Harper</a>	JR-3	<a href="#">San Jose St.</a>	11.64m	38' 2.25"
	FOUL FOUL 11.64 (1.0)				
12	<a href="#">Greta Fraraccio</a>	SR-4	<a href="#">Hawaii</a>	11.47m	37' 7.75"
	11.34 (0.8) 11.47 (1.0) 11.45 (1.2)				

**Women Triple Jump Collegiate**

Top↑

PL	NAME	YEAR	TEAM	MARK	CONV
1	<a href="#">Jodeci Weems</a>	JR-3	<a href="#">San Jose St.</a>	11.97m	39' 3.25"
	FOUL 11.72 (0.6) 11.97 (1.9) 10.85 (-2.6) 11.78 (2.1) 11.83 (0.5)				
2	<a href="#">Rachel Bir</a>	SO-2	<a href="#">Washington</a>	11.88m	38' 11.75"
	11.33 (+0.0) 11.80 (1.2) 11.46 (0.6) FOUL 11.52 (0.3) 11.88 (1.4)				
3	<a href="#">Allison Bliss</a>	SR-4	<a href="#">Hawaii</a>	11.67m	38' 3.5"
	11.22 (-1.0) FOUL FOUL FOUL 11.62 (2.1) 11.67 (0.8)				
4	<a href="#">Camryn Clark</a>	SO-2	<a href="#">San Jose St.</a>	11.67m	38' 3.5"
	FOUL FOUL 11.67 (0.6) FOUL FOUL FOUL				
5	<a href="#">Manthita Wague</a>	SO-2	<a href="#">Seattle U.</a>	11.57m	37' 11.5"
	10.99 (0.8) 11.29 (1.6) 11.25 (-1.5) 11.20 (+0.0) 11.24 (0.3) 11.57 (2.9)				
6	<a href="#">Danielle Baumann</a>	SR-4	<a href="#">Hawaii</a>	11.49m	37' 8.5"
	11.09 (-0.2) FOUL 11.44 (0.8) 11.46 (0.1) 11.13 (-0.7) 11.49 (0.1)				
7	<a href="#">Aniya Barton</a>	JR-3	<a href="#">Northern Illinois</a>	11.30m	37' 1"
	11.20 (-0.5) 11.30 (0.8) FOUL FOUL FOUL 10.89 (-0.7)				
8	<a href="#">Zoe Tibbo</a>	SO-2	<a href="#">Seattle U.</a>	11.18m	36' 8.25"
	11.13 (0.4) 10.46 (-1.1) 10.87 (-1.5) 10.98 (1.0) 11.18 (-0.7) 10.99 (1.6)				

**Women Shot Put Collegiate**

Top↑

PL	NAME	YEAR	TEAM	MARK	CONV
1	<a href="#">Valo So...</a>	SO-2	<a href="#">Hawaii</a>	11.99m	45' 11.25"



PL	NAME	YEAR	TEAM	MARK	CONV
11.42	FOUL	12.48	12.59	13.03	14.00
2	Taylor Hofland	SO-2	Cal Poly	13.80m	45' 3.5"
12.53	13.29	12.75	13.20	12.91	13.80
3	Hope Gordon	JR-3	Sacramento St.	13.33m	43' 9"
FOUL	12.49	12.63	13.33	FOUL	12.57
4	Johanna Haas	JR-3	Nevada	12.46m	40' 10.5"
11.90	12.03	12.46	FOUL	11.44	11.89
5	Kyley Hunter	Freshman	UNAT-Sacramento	12.05m	39' 6.5"
11.64	11.39	11.85	FOUL	11.20	12.05
6	Natalie Cunningham	SO-2	Portland State	11.56m	37' 11.25"
10.99	FOUL	FOUL	11.56	FOUL	11.50
7	Sol Bitners	Freshman	Sacramento	11.42m ✓	37' 5.75"
10.45	9.86	11.16	11.42	10.30	10.54
8	Azsiyah Sapp Beito	Freshman	Chabot	10.73m	35' 2.5"
10.73	9.40	FOUL	8.87	10.72	10.21
9	Kaia Fittz	SO-2	Academy of Art	10.38m	34' 0.75"
10.08	10.29	10.38	10.34	10.02	10.19
10	Chandra Reed	SO-2	Academy of Art	9.60m	31' 6"
9.60	9.58	9.10			
11	Alma Kathan	FR-1	Nevada	9.27m	30' 5"
8.51	9.27	8.59			

Women Shot Put Invite

Top↑

PL	NAME	YEAR	TEAM	MARK	CONV
1	Cierra Jackson	SR-4	Fresno State	16.04m	52' 7.5"
15.03	15.22	15.94	16.04	FOUL	15.85
2	Maia Garren		Unattached	14.69m	48' 2.5"
14.69	FOUL	14.42	FOUL	FOUL	14.59
3	Kaiah Fisher	JR-3	Stanford	14.55m	47' 9"
14.55	14.2				

PL	NAME	YEAR	TEAM	MARK	CONV	
4	<a href="#">Milly Garren</a>	JR-3	<a href="#">Utah State</a>	14.50m	47' 7"	
	13.69	14.50	FOUL	13.28	13.70	13.88
5	<a href="#">Lilian Turban</a>	JR-3	<a href="#">Hawaii</a>	13.56m	44' 6"	
	12.97	13.25	13.19	13.56	FOUL	FOUL
6	<a href="#">Rose Forshaw</a>	JR-3	<a href="#">Hawaii</a>	13.35m	43' 9.75"	
	13.14	13.35	13.29	12.87	12.99	13.24
7	<a href="#">Samaria Vital</a>	JR-3	<a href="#">Hawaii</a>	13.21m	43' 4.25"	
	13.21	13.05	FOUL	FOUL	12.47	FOUL
8	<a href="#">Ruby Jordan</a>	SO-2	<a href="#">Utah State</a>	12.84m	42' 1.5"	
	12.84	12.47	12.40	FOUL	FOUL	12.50

### Women Discus Throw Collegiate

[Top↑](#)

PL	NAME	YEAR	TEAM	MARK	CONV	
1	<a href="#">Rose Forshaw</a>	JR-3	<a href="#">Hawaii</a>	46.53m	152' 8"	
	39.90	45.49	46.53	FOUL	43.89	45.70
2	<a href="#">Ruby Jordan</a>	SO-2	<a href="#">Utah State</a>	41.22m	135' 3"	
	36.87	40.66	40.81	41.22	41.09	39.81
3	<a href="#">Chiche Okemgbo</a>	FR-1	<a href="#">Washington</a>	38.97m	127' 10"	
	38.13	38.97	FOUL	FOUL	FOUL	34.59
4	<a href="#">Erin Walters</a>	FR-1	<a href="#">Washington</a>	36.77m	120' 8"	
	34.37	FOUL	FOUL	33.92	36.77	27.29
5	<a href="#">Kyley Hunter</a>	Freshman	<a href="#">UNAT-Sacramento</a>	35.66m	117' 0"	
	35.66	35.16	FOUL	FOUL	31.00	31.44
6	<a href="#">Makayla Smith</a>	SO-2	<a href="#">Fresno Pacific</a>	32.40m	106' 3"	
	27.68	FOUL	32.40	FOUL	FOUL	30.62
	<a href="#">Casey Davis</a>	SR-4	<a href="#">Fresno Pacific</a>	FOUL	NM	
	FOUL	FOUL	FOUL			

### Women Discus Throw Invite

[Top↑](#)

PL	NAME	YEAR	TEAM	MARK	CONV
1	<a href="#">Kaiah Fisher</a>	JR-3	<a href="#">Stanford</a>	51.02m	167' 5"
	FOUL	FOUL			

PL	NAME	YEAR	TEAM	MARK	CONV	
2	Brandy Atuatasi	SR	Unattached	47.20m	154' 10"	
	45.97	45.80	44.44	47.20	FOUL	FOUL
3	Yvonne Colson	SO-2	Washington	46.05m	151' 1"	
	39.77	46.05	36.41	FOUL	38.35	FOUL
4	Milly Garren	JR-3	Utah State	45.47m	149' 2"	
	43.05	45.47	43.09	FOUL	FOUL	43.36
5	Samaria Vital	JR-3	Hawaii	44.84m	147' 1"	
	38.94	41.66	44.84	FOUL	41.29	44.63
6	Sol Bitners	Freshman	Sacramento	43.63m	143' 2"	
	43.63	41.55	FOUL	38.18	41.71	FOUL

**Women Hammer Throw Invite**

Top↑

PL	NAME	YEAR	TEAM	MARK	CONV	
1	Sydney Guthrie-Baker		Unattached	56.98m	186' 11"	
	53.99	53.95	55.80	54.02	56.13	56.98
2	Emma Harper	SR-4	Fresno State	55.36m	181' 7"	
	52.72	FOUL	53.09	51.62	FOUL	55.36
3	Amy Haapanen		Unattached	53.23m	174' 8"	
	53.07	FOUL	53.04	52.18	FOUL	53.23
4	Elise Drake	FR-1	Hawaii	52.80m	173' 3"	
	52.15	FOUL	51.88	50.85	52.80	51.96
5	Milly Garren	JR-3	Utah State	52.62m	172' 8"	
	52.62	52.36	FOUL	FOUL	FOUL	51.89
6	Anna Grexton	SR-4	Cal Poly	52.32m	171' 8"	
	52.32	52.05	FOUL	FOUL	FOUL	49.69
7	Ruby Jordan	SO-2	Utah State	49.90m	163' 8"	
	49.90	FOUL	49.19	FOUL	48.42	FOUL
8	Alexis Nino	SO-2	Stanislaus State	48.98m	160' 8"	
	48.44	47.32	48.98	48.70	FOUL	FOUL
		Cierra Jackson	SR-4	Fresno State	FOUL	NM
	FOUL	FOUL				

## Women Hammer Throw Collegiate

Top↑

PL	NAME	YEAR	TEAM	MARK	CONV	
1	<a href="#">Laura Lindquist</a>	SR-4	<a href="#">Washington St.</a>	51.09m	167' 7"	
	49.91	49.46	51.09	49.25	50.70	FOUL
2	<a href="#">Alexee Kline</a>	JR-3	<a href="#">Boise State</a>	46.92m	153' 11"	
	42.41	46.69	46.02	FOUL	46.92	FOUL
3	<a href="#">Mackenzie Patten</a>	JR-3	<a href="#">Utah State</a>	46.11m	151' 3"	
	FOUL	44.60	FOUL	44.03	46.11	43.32
4	<a href="#">Casey Davis</a>	SR-4	<a href="#">Fresno Pacific</a>	45.43m	149' 0"	
	41.25	FOUL	FOUL	FOUL	45.43	FOUL
5	<a href="#">Luca Romeo</a>	JR-3	<a href="#">Fresno Pacific</a>	45.17m	148' 2"	
	44.47	45.17	FOUL	FOUL	41.35	41.65
6	<a href="#">Addison Hackett</a>	Sophomore	<a href="#">Santa Rosa</a>	44.20m ✓✓	145' 0"	
	FOUL	37.61	43.73	41.25	44.20	40.83
7	<a href="#">Valo Sopoaga</a>	SO-2	<a href="#">Hawaii</a>	41.93m	137' 7"	
	41.93	FOUL	FOUL	41.87	FOUL	FOUL
8	<a href="#">Ruby Sereday</a>	SO-2	<a href="#">Boise State</a>	40.97m	134' 5"	
	39.78	FOUL	40.34	40.41	40.97	37.90
9	<a href="#">Siolo Lua</a>	Sophomore	<a href="#">Santa Rosa</a>	40.88m ✓	134' 1"	
	FOUL	40.88	FOUL	39.40	FOUL	39.56
10	<a href="#">Hope Gordon</a>	JR-3	<a href="#">Sacramento St.</a>	39.01m	128' 0"	
	37.45	37.55	39.01			
11	<a href="#">Sol Bitners</a>	Freshman	<a href="#">Sacramento</a>	38.62m	126' 8"	
	FOUL	38.62	FOUL			
12	<a href="#">Chiche Okemgbo</a>	FR-1	<a href="#">Washington</a>	35.97m	118' 0"	
	30.55	35.97	FOUL			
13	<a href="#">Rachel Albright</a>	FR-1	<a href="#">Seattle U.</a>	35.87m	117' 8"	
	FOUL	33.01	35.87			
14	<a href="#">Erin Walters</a>	FR-1	<a href="#">Washington</a>	33.83m	111' 0"	
	33.83	FOUL	FOUL			
15	<a href="#">Aya Ch</a>				110' 3"	

PL	NAME	YEAR	TEAM	MARK	CONV
33.60	FOUL FOUL				
	Makayla Smith	SO-2	Fresno Pacific	FOUL	NM
FOUL	FOUL FOUL				

**Women Javelin Throw Collegiate**

Top↑

PL	NAME	YEAR	TEAM	MARK	CONV
1	Ashley Schroeder	SO-2	Washington	48.25m	158' 4"
	FOUL 46.60 FOUL 42.73 48.25 45.93				
2	Symphony Fike	JR-3	Utah State	43.99m	144' 4"
	43.99 FOUL 37.23 40.53 39.67 38.21				
3	Lilian Turban	JR-3	Hawaii	43.20m	141' 9"
	FOUL 43.20 40.80 37.43 FOUL 38.96				
4	Isabelle Steerman	SR-4	Nevada	42.39m	139' 1"
	42.39 41.77 38.83 38.81 FOUL 37.93				
5	Ruby Sereday	SO-2	Boise State	42.21m	138' 6"
	38.10 35.91 42.21 40.94 40.18 FOUL				
6	Chase Kubinski	JR-3	Cal Poly	41.72m	136' 10"
	41.72 38.40 41.71 FOUL FOUL 40.88				
7	G'nea Pitt	FR-1	Academy of Art	41.69m	136' 9"
	40.80 41.69 35.46 FOUL FOUL FOUL				
8	Rose Forshaw	JR-3	Hawaii	41.36m	135' 8"
	40.33 41.36 39.07 38.53 FOUL 38.56				
9	Leala Willman	FR-1	Cal Poly	39.57m	129' 10"
	38.74 35.58 37.04 39.57 FOUL 37.25				
10	Madison Tareski	SR-4	Utah State	38.61m	126' 8"
	34.86 37.84 38.61				
11	Catherine Touchette	JR-3	Hawaii	36.18m	118' 8"
	36.18 FOUL 33.80				
12	Giorgia Fino	SR-4	Northern Illinois	35.77m	117' 4"
	FOUL 35.77 33.66				
13	Paige t				116' 3"

PL	NAME	YEAR	TEAM	MARK	CONV
32.64	34.52	35.43			
14	<a href="#">Addie Winter</a>	SO-2	<a href="#">Boise State</a>	34.05m	111' 8"
33.94	32.82	34.05			
15	<a href="#">Grace Blanchette</a>	SR-4	<a href="#">Hawaii</a>	29.55m	96' 11"
29.55	29.43	FOUL			
16	<a href="#">Elle Edeker</a>	FR-1	<a href="#">Academy of Art</a>	27.59m	90' 6"
26.62	27.59	26.92			

### Women Javelin Throw Collegiate Flight 1

PL	NAME	YEAR	TEAM	MARK
4	<a href="#">Isabelle Steerman</a>	SR-4	<a href="#">Nevada</a>	42.39m
5	<a href="#">Ruby Sereday</a>	SO-2	<a href="#">Boise State</a>	42.21m
7	<a href="#">G'nea Pitt</a>	FR-1	<a href="#">Academy of Art</a>	41.69m
9	<a href="#">Leala Willman</a>	FR-1	<a href="#">Cal Poly</a>	39.57m
11	<a href="#">Catherine Touchette</a>	JR-3	<a href="#">Hawaii</a>	36.18m
12	<a href="#">Giorgia Fino</a>	SR-4	<a href="#">Northern Illinois</a>	35.77m
14	<a href="#">Addie Winter</a>	SO-2	<a href="#">Boise State</a>	34.05m
15	<a href="#">Grace Blanchette</a>	SR-4	<a href="#">Hawaii</a>	29.55m
16	<a href="#">Elle Edeker</a>	FR-1	<a href="#">Academy of Art</a>	27.59m

### Women Javelin Throw Collegiate Flight 2

PL	NAME	YEAR	TEAM	MARK
1	<a href="#">Ashley Schroeder</a>	SO-2	<a href="#">Washington</a>	48.25m
2	<a href="#">Symphony Fike</a>	JR-3	<a href="#">Utah State</a>	43.99m
3	<a href="#">Lilian Turban</a>	JR-3	<a href="#">Hawaii</a>	43.20m
6	<a href="#">Chase Kubinski</a>	JR-3	<a href="#">Cal Poly</a>	41.72m
8	<a href="#">Rose Forshaw</a>	JR-3	<a href="#">Hawaii</a>	41.36m
10	<a href="#">Madison Tareski</a>	SR-4	<a href="#">Utah State</a>	38.61m
13	<a href="#">Paige Berg</a>	JR-3	<a href="#">Utah State</a>	35.43m

### Women Javelin Throw Invite

[Top↑](#)

PL	NAME	YEAR	TEAM	MARK	CONV
1	<a href="#">Lilly Urk</a>			0m	176' 2"

PL	NAME	YEAR	TEAM	MARK	CONV	
	53.70	49.63	52.23	52.25	53.16	51.84
2	<a href="#">Harriette Mortlock</a>	JR-3	<a href="#">Fresno State</a>	52.95m	173' 9"	
	50.70	52.95	49.19	49.16	47.14	50.08
3	<a href="#">Laura Lindquist</a>	SR-4	<a href="#">Washington St.</a>	46.70m	153' 2"	
	42.42	46.70	42.39	FOUL	43.64	42.78
4	<a href="#">Baylee Wroble</a>	FR-1	<a href="#">Washington St.</a>	44.61m	146' 4"	
	39.92	FOUL	44.61	FOUL	FOUL	42.96
5	<a href="#">Luceris Suarez Pacheco</a>	SR-4	<a href="#">Washington St.</a>	43.86m	143' 11"	
	42.47	41.88	43.86	FOUL	37.82	41.02
6	<a href="#">Melissa Navarro</a>	JR-3	<a href="#">Utah State</a>	43.51m	142' 9"	
	37.81	41.10	43.51	37.78	37.16	FOUL
7	<a href="#">Naijah Harris</a>	Junior	<a href="#">Ironclad Throwers Academy</a>	40.06m	131' 5"	
	37.72	FOUL	38.07	39.37	38.56	40.06
8	<a href="#">Valerie Clark</a>	JR-3	<a href="#">Utah State</a>	37.36m	122' 7"	
	34.97	FOUL	35.23	37.36	36.84	FOUL
9	<a href="#">Audrey Ginn</a>	Junior	<a href="#">Unattached</a>	36.19m	118' 9"	
	35.14	36.19	34.78	32.86	33.22	34.82

[Privacy Policy](#) / [California Privacy Policy](#) / [Terms of Use](#) / [Sites](#) / [Submitting Results](#) / [Contact TFRRS](#) / [Cookie Preferences](#) / [Do Not Sell or Share My Personal Information](#)



Copyright © 2025 DirectAthletics, Inc.

Generated 2025-04-06 15:15:17

