



29th Annual Monmouth University Track & Field Season Opener

March 28-29, 2025

Monmouth University - West Long Branch, NJ

ICON KEY: + NCAA DII 🚩 Liberty League ➡ NESCAC + DIII New England

🏠 PSAC

Events:



100

Filter by Team

Men's 100 Meters

Top↑

PL	NAME	YEAR	TEAM	TIME	SC
1	Jadon Spain	FR-1	Princeton	10.30	10
2	Paul Kuhner	FR-1	Princeton	10.49	8
3	Charles Sexton	SO-2	Princeton	10.54	6
4	Zachary Della Rocca	SO-2	Princeton	10.58	5
5	Kavon Miller	SO-2	Princeton	10.69	4
6	Miguel Charlery	JR-3	East Stroudsburg	10.69 🏠	3
7	Aiden Baldelli	SO-2	Monmouth	10.76	2
8	Xavier Hayletts	SO-2	FDU	10.77	1
9	Jaden Green	FR-1	Lehigh	10.89	-
10	Pietro Carpentari	FR-1	NJIT	10.89	-
11	Marcus Johnson	SR-4	Binghamton	10.90	-
12	Putu Sutayasa	SO-2	Binghamton	10.92	-
12	Eddie Moore	SO-2	Lehigh	10.92	-
14	William Freeman	SO-2	Monmouth	10.93	-
15	Robbie			95	-

PL	NAME	YEAR	TEAM	TIME	SC
16	Nate David	SO-2	Binghamton	10.96	-
17	Glenn Patrick	JR-3	Coast Guard	11.01	-
18	Levi Ferrell	FR-1	Army West Point	11.02	-
19	Alex Veith	FR-1	Monmouth	11.04	-
20	Jeusten Jourdain	JR-3	NJIT	11.09	-
21	Paul Garraway-Paul	FR-1	Adelphi	11.09	-
22	Kevin Smith	JR-3	Binghamton	11.09	-
23	Zandray Thompson	JR-3	East Stroudsburg	11.09	-
24	Garrett Lamb	FR-1	Coast Guard	11.13	-
25	Lossenie Fofana	JR-3	NJIT	11.13	-
26	Nick Runfola	SO-2	Staten Island	11.16	-
27	Thomas Gibbard	JR-3	Monmouth	11.17	-
28	Zakary Minutello	FR-1	Binghamton	11.18	-
29	Samuel Whelan	JR-3	Staten Island	11.19	-
30	Enoch Antwi	FR-1	Staten Island	11.21	-
31	Huston Powers	FR-1	Army West Point	11.21	-
32	Andre Henry	SR-4	NJIT	11.23	-
33	Gabriel Truehart	SO-2	NJIT	11.23	-
34	Michael Ye	FR-1	Stony Brook	11.25	-
34	Caleb McGarity	SO-2	Army West Point	11.25	-
36	Nicholas Obregon	SO-2	Hamilton	11.25 	-
37	Tyler VerSchure	FR-1	Lehigh	11.32	-
38	Justin Gockley	JR-3	East Stroudsburg	11.34	-
39	Tytan Moore	FR-1	Coast Guard	11.34	-
40	Brandon Hull	FR-1	Army West Point	11.34	-
41	Mark Siebenhuener	JR-3	Molloy	11.34	-
42	Lincoln Tutor	SO-2	NYU	11.36	-
43	David Sedrak	SO-2	Lehigh	11.37	-
44	Xavier Wright	SR-4	LIU	11.40	-
45	Michae			51 	-

PL	NAME	YEAR	TEAM	TIME	SC
46	Ryan Nartey	JR-3	NJIT	11.52	-
47	Daniel Givens	JR-3	Lehigh	11.52	-
48	Will McLay	FR-1	Binghamton	11.54	-
49	Stanley Louis	SO-2	Molloy	11.57	-
50	Oliver Fiderer	SR-4	NYU	11.60	-
51	Jayden Hewlett		Monmouth Track Club	11.61	-
52	Adrian Ililau	JR-3	Coast Guard	11.70	-
53	Zander Romero	SO-2	FDU	11.76	-
54	Mateo Alvarez	SO-2	Hamilton	11.87	-
55	Dominic Turi		Monmouth Track Club	11.90	-
56	Isaac Tu	JR-3	NYU	11.93	-
57	Lazaros Panagiotounis	SR-4	Bard	12.06	-
58	Avery Crafton	FR-1	Bard	12.21	-
	Ryan Luccarelli	FR-1	Hamilton	DNF	-
	Antown Jackson	SO-2	LIU	DNS	-
	Dylan Bonser	SO-2	Monmouth	DNS	-
	Tyler Burch	SO-2	NYU	DNS	-
	Matt Marcelo	SR-4	NYU	DNS	-
	Deion McIntosh	SO-2	La Salle	DNS	-
	Jack Longobucco	SO-2	Adelphi	DNS	-
	Nicholas Stiehler	SO-2	Adelphi	DNS	-
	Carl Bacette	SR-4	Adelphi	DNS	-
	Marvellous Bassey	JR-3	NJIT	DNS	-
	Benjamin Terry	SR-4	East Stroudsburg	DNS	-
	Sam Fagan		Unattached	DNS	-

Men's 100 Meters Section 1

W: 1.3

PL	NAME	YEAR	TEAM	TIME
1	Jadon Spain	FR-1	Princeton	10.30
3	Charles Sexton	SO-2	Princeton	10.54
4	Zach			10.58

PL	NAME	YEAR	TEAM	TIME
5	Kavon Miller	SO-2	Princeton	10.69
6	Miguel Charlery	JR-3	East Stroudsburg	10.69
7	Aiden Baldelli	SO-2	Monmouth	10.76
18	Levi Ferrell	FR-1	Army West Point	11.02
40	Brandon Hull	FR-1	Army West Point	11.34

Men's 100 Meters Section 2**W: 1.1**

PL	NAME	YEAR	TEAM	TIME
----	------	------	------	------

2	Paul Kuhner	FR-1	Princeton	10.49
10	Pietro Carpentari	FR-1	NJIT	10.89
11	Marcus Johnson	SR-4	Binghamton	10.90
12	Eddie Moore	SO-2	Lehigh	10.92
15	Robbie Tormo	JR-3	NJIT	10.95
16	Nate David	SO-2	Binghamton	10.96
21	Paul Garraway-Paul	FR-1	Adelphi	11.09
34	Caleb McGarity	SO-2	Army West Point	11.25

Men's 100 Meters Section 3

PL	NAME	YEAR	TEAM	TIME
12	Putu Sutayasa	SO-2	Binghamton	10.92
14	William Freeman	SO-2	Monmouth	10.93
22	Kevin Smith	JR-3	Binghamton	11.09
31	Huston Powers	FR-1	Army West Point	11.21
	Carl Bacette	SR-4	Adelphi	DNS
	Nicholas Stiehler	SO-2	Adelphi	DNS
	Dylan Bonser	SO-2	Monmouth	DNS
	Antown Jackson	SO-2	LIU	DNS

Men's 100 Meters Section 4**W: 0.7**

PL	NAME	YEAR	TEAM	TIME
9	Jade			10.89

PL	NAME	YEAR	TEAM	TIME
19	Alex Veith	FR-1	Monmouth	11.04
28	Zakary Minutello	FR-1	Binghamton	11.18
32	Andre Henry	SR-4	NJIT	11.23
36	Nicholas Obregon	SO-2	Hamilton	11.25 🏹
37	Tyler VerSchure	FR-1	Lehigh	11.32
	Jack Longobucco	SO-2	Adelphi	DNS

Men's 100 Meters Section 5**W: 1.3**

PL	NAME	YEAR	TEAM	TIME
8	Xavier Hayletts	SO-2	FDU	10.77
23	Zandray Thompson	JR-3	East Stroudsburg	11.09
25	Lossenie Fofana	JR-3	NJIT	11.13
27	Thomas Gibbard	JR-3	Monmouth	11.17
29	Samuel Whelan	JR-3	Staten Island	11.19
33	Gabriel Truehart	SO-2	NJIT	11.23
38	Justin Gockley	JR-3	East Stroudsburg	11.34
48	Will McLay	FR-1	Binghamton	11.54

Men's 100 Meters Section 6**W: 3.5**


PL	NAME	YEAR	TEAM	TIME
20	Jeusten Jourdain	JR-3	NJIT	11.09
24	Garrett Lamb	FR-1	Coast Guard	11.13
26	Nick Runfola	SO-2	Staten Island	11.16
39	Tytan Moore	FR-1	Coast Guard	11.34
43	David Sedrak	SO-2	Lehigh	11.37
44	Xavier Wright	SR-4	LIU	11.40
	Deion McIntosh	SO-2	La Salle	DNS
	Tyler Burch	SO-2	NYU	DNS

Men's 100 Meters Section 7**W: 2.4**

PL	NAME	YEAR	TEAM	TIME
41	Mark Siebenhuener	JR-2	Melroy	11.34

PL	NAME	YEAR	TEAM	TIME
47	Daniel Givens	JR-3	Lehigh	11.52
51	Jayden Hewlett		Monmouth Track Club	11.61
52	Adrian Ililau	JR-3	Coast Guard	11.70
53	Zander Romero	SO-2	FDU	11.76
54	Mateo Alvarez	SO-2	Hamilton	11.87
57	Lazaros Panagiotounis	SR-4	Bard	12.06
	Benjamin Terry	SR-4	East Stroudsburg	DNS


Men's 100 Meters Section 8**W: 2.6**

PL	NAME	YEAR	TEAM	TIME
30	Enoch Antwi	FR-1	Staten Island	11.21
42	Lincoln Tutor	SO-2	NYU	11.36
45	Michael Ngaw	SR-4	Hamilton	11.51 
46	Ryan Nartey	JR-3	NJIT	11.52
49	Stanley Louis	SO-2	Molloy	11.57
58	Avery Crafton	FR-1	Bard	12.21
	Ryan Luccarelli	FR-1	Hamilton	DNF
	Marvellous Bassey	JR-3	NJIT	DNS

Men's 100 Meters Section 9**W: 0.6**

PL	NAME	YEAR	TEAM	TIME
34	Michael Ye	FR-1	Stony Brook	11.25
50	Oliver Fideler	SR-4	NYU	11.60
55	Dominic Turi		Monmouth Track Club	11.90
56	Isaac Tu	JR-3	NYU	11.93
	Matt Marcelo	SR-4	NYU	DNS
	Sam Fagan		Unattached	DNS

Men's 200 Meters**Top↑**

PL	NAME	YEAR	TEAM	TIME	SC
1	Chad Dohl	FR-1	Army West Point	21.35	10
2	Ian Naff	SO-2	Coast Guard	21.51 	8
3	Jaxon H			.58	6

PL	NAME	YEAR	TEAM	TIME	SC
4	Owen Lang	FR-1	Army West Point	21.63	5
5	Miguel Charlery	JR-3	East Stroudsburg	21.68	4
6	David Strong	SR-4	Monmouth	21.83	3
7	Jordan Ricketts	SR-4	Monmouth	21.87	2
8	Joshua Gresham	FR-1	FDU	22.02	1
9	Bryson Gilchrist	SO-2	East Stroudsburg	22.07	-
10	Xavier Hayletts	SO-2	FDU	22.11	-
11	Zandray Thompson	JR-3	East Stroudsburg	22.18	-
12	Jeusten Jourdain	JR-3	NJIT	22.21	-
13	Levi Ferrell	FR-1	Army West Point	22.29	-
14	Flynt Whitworth	SO-2	NYU	22.35	-
15	Tele Abe	SO-2	FDU	22.41	-
16	Garrett Lamb	FR-1	Coast Guard	22.44	-
17	Paul Garraway-Paul	FR-1	Adelphi	22.46	-
18	Guyon Young	FR-1	Army West Point	22.48	-
19	Gabriel Truehart	SO-2	NJIT	22.48	-
20	Lossenie Fofana	JR-3	NJIT	22.49	-
21	Huston Powers	FR-1	Army West Point	22.53	-
22	Nick Runfola	SO-2	Staten Island	22.54	-
23	Gavin Andrews	FR-1	La Salle	22.54	-
24	Jaden Collins	FR-1	East Stroudsburg	22.55	-
25	Samuel Whelan	JR-3	Staten Island	22.55	-
26	Christian Canela	JR-3	Molloy	22.58	-
27	Evan Newcomer	FR-1	Army West Point	22.59	-
28	David Sedrak	SO-2	Lehigh	22.62	-
28	Kevin Smith	JR-3	Binghamton	22.62	-
30	Michael Jones	FR-1	Molloy	22.63	-
31	James Thompson	SR-4	NYU	22.66	-
32	Andre Henry	SR-4	NJIT	22.67	-
33	Eddie M			22.67	-

PL	NAME	YEAR	TEAM	TIME	SC
34	Zakary Minutello	FR-1	Binghamton	22.77	-
35	Nasir Heard	JR-3	East Stroudsburg	22.78	-
36	Manny Brito		Unattached	22.79	-
37	Travis Perry	SR-4	NYU	22.80	-
38	Stanley Louis	SO-2	Molloy	22.83	-
39	Jaylen Morrison	JR-3	East Stroudsburg	22.84	-
40	Nicholas Obregon	SO-2	Hamilton	22.87	-
41	Michael Delgallego-Fico	FR-1	Monmouth	22.90	-
42	Raymar Duncan	FR-1	Molloy	23.07	-
43	Logan Hayes	SO-2	Binghamton	23.11	-
44	Mark Siebenhuener	JR-3	Molloy	23.14	-
45	Glenn Patrick	JR-3	Coast Guard	23.25	-
46	Alexander Pasulka	FR-1	Army West Point	23.27	-
47	Austin Iburg	FR-1	Lehigh	23.31	-
48	Slade Crouse	FR-1	Hamilton	23.31	-
49	Christian Primavera	SO-2	Binghamton	23.36	-
50	Caleb McGarity	SO-2	Army West Point	23.45	-
51	Alexander Grandchamps	FR-1	Adelphi	23.46	-
52	Patrick Conley	FR-1	Adelphi	23.56	-
53	Chuck Nwankwo	SR-4	Adelphi	23.57	-
54	EJ Eaglin	JR-3	NYU	23.57	-
55	Hamidou Samasa	JR-3	La Salle	23.58	-
56	Christian Mercado	SO-2	FDU	23.58	-
57	Will McLay	FR-1	Binghamton	23.70	-
58	Sergio Talamo	SO-2	Adelphi	23.71	-
59	Noah Westkott	FR-1	Coast Guard	23.72	-
60	Michael Ngaw	SR-4	Hamilton	23.91	-
61	Logan Haverkamp	SO-2	Lehigh	24.24	-
62	Maxwell Ming		Unattached	24.40	-
63	Lazaros			.54	-

PL	NAME	YEAR	TEAM	TIME	SC
64	Angelo Confort	SO-2	Binghamton	24.55	-
65	Dominic Turi		Monmouth Track Club	24.63	-
66	Kwesi Sarabo		Unattached	24.71	-
67	Kyjahmy Phillips	JR-3	LIU	24.76	-
68	Ian Zhao	FR-1	Bard	25.29	-
69	Aiza Shikapwashya	JR-3	LIU	25.71	-
70	Avery Crafton	FR-1	Bard	25.89	-
71	Kasiem Washington	SO-2	Bard	26.38	-
72	Joseph Ortiz	SR-4	Staten Island	26.50	-
73	Charlie Grenadier	FR-1	Bard	29.09	-
	Enoch Antwi	FR-1	Staten Island	DNS	-
	Dean Joseph	SO-2	FDU	DNS	-
	Tyler Boone	SR-4	East Stroudsburg	DNS	-
	Pietro Carpentari	FR-1	NJIT	DNS	-
	Jared Ellis	FR-1	NJIT	DNS	-
	Marvellous Basse	JR-3	NJIT	DNS	-
	Robbie Tormo	JR-3	NJIT	DNS	-
	Zander Romero	SO-2	FDU	DNS	-
	Justin Gockley	JR-3	East Stroudsburg	DNS	-
	Benjamin Terry	SR-4	East Stroudsburg	DNS	-
	Jayden Hewlett		Monmouth Track Club	DNS	-
	Ryan Luccarelli	FR-1	Hamilton	DNS	-
	Adrian Rheam	FR-1	Army West Point	DNS	-
	Mateo Alvarez	SO-2	Hamilton	DNS	-
	Quinten John	FR-1	Molloy	DNS	-
	Bryce Ridley	SR-4	Adelphi	DNS	-
	Nicholas Stiehler	SO-2	Adelphi	DNS	-
	Aidan Hanratty	FR-1	Adelphi	DNS	-
	Jack Longobucco	SO-2	Adelphi	DNS	-
	Nate De			DNS	-

PL	NAME	YEAR	TEAM	TIME	SC
	Quinten Slaughter	FR-1	Lehigh	DNS	-
	Jonathan Bennett	SR-4	Lehigh	DNS	-
	Nathan Oliphant	SO-2	Lehigh	DNS	-
	Alex Veith	FR-1	Monmouth	DNS	-
	Lekh Desai	JR-3	LIU	DNS	-

Men's 200 Meters Section 1**W: 0.5**

PL	NAME	YEAR	TEAM	TIME
1	Chad Dohl	FR-1	Army West Point	21.35
2	Ian Naff	SO-2	Coast Guard	21.51 
4	Owen Lang	FR-1	Army West Point	21.63
5	Miguel Charlery	JR-3	East Stroudsburg	21.68 
54	EJ Eaglin	JR-3	NYU	23.57
64	Angelo Confort	SO-2	Binghamton	24.55
	Tyler Boone	SR-4	East Stroudsburg	DNS
	Pietro Carpentari	FR-1	NJIT	DNS

Men's 200 Meters Section 2**W: 2.2**

PL	NAME	YEAR	TEAM	TIME
3	Jaxon Hammond	SO-2	Army West Point	21.58
6	David Strong	SR-4	Monmouth	21.83
7	Jordan Ricketts	SR-4	Monmouth	21.87
12	Jeusten Jourdain	JR-3	NJIT	22.21
19	Gabriel Truehart	SO-2	NJIT	22.48
49	Christian Primavera	SO-2	Binghamton	23.36
67	Kyjahmy Phillips	JR-3	LIU	24.76
	Robbie Tormo	JR-3	NJIT	DNS

Men's 200 Meters Section 3**W: 1.1**

PL	NAME	YEAR	TEAM	TIME
11	Zandray Thompson	JR-3	East Stroudsburg	22.18
13	Levi Ferrell	FR-1	Army West Point	22.29
17	Paul C			22.46

PL	NAME	YEAR	TEAM	TIME
28	Kevin Smith	JR-3	Binghamton	22.62
30	Michael Jones	FR-1	Molloy	22.63
45	Glenn Patrick	JR-3	Coast Guard	23.25
69	Aiza Shikapwashya	JR-3	LIU	25.71
	Quinten Slaughter	FR-1	Lehigh	DNS

Men's 200 Meters Section 4**W: -0.2**

PL	NAME	YEAR	TEAM	TIME
20	Lossenie Fofana	JR-3	NJIT	22.49
21	Huston Powers	FR-1	Army West Point	22.53
24	Jaden Collins	FR-1	East Stroudsburg	22.55
40	Nicholas Obregon	SO-2	Hamilton	22.87 🏹
41	Michael Delgallego-Fico	FR-1	Monmouth	22.90
58	Sergio Talamo	SO-2	Adelphi	23.71
	Nicholas Stiehler	SO-2	Adelphi	DNS
	Alex Veith	FR-1	Monmouth	DNS

Men's 200 Meters Section 5**W: 0.9**

PL	NAME	YEAR	TEAM	TIME
8	Joshua Gresham	FR-1	FDU	22.02
9	Bryson Gilchrist	SO-2	East Stroudsburg	22.07
15	Tele Abe	SO-2	FDU	22.41
32	Andre Henry	SR-4	NJIT	22.67
33	Eddie Moore	SO-2	Lehigh	22.67
39	Jaylen Morrison	JR-3	East Stroudsburg	22.84
71	Kasim Washington	SO-2	Bard	26.38
73	Charlie Grenadier	FR-1	Bard	29.09

Men's 200 Meters Section 6**W: 0.8**

PL	NAME	YEAR	TEAM	TIME
10	Xavier Hayletts	SO-2	FDU	22.11
25	Samuel Whelan	JR-3	Staten Island	22.55

PL	NAME	YEAR	TEAM	TIME
27	Ewcomer		Vest Point	22.56
28	David Sedrak	SO-2	Lehigh	22.62
52	Patrick Conley	FR-1	Adelphi	23.56
	Jared Ellis	FR-1	NJIT	DNS
	Bryce Ridley	SR-4	Adelphi	DNS
	Aidan Hanratty	FR-1	Adelphi	DNS

Men's 200 Meters Section 7

PL	NAME	YEAR	TEAM	TIME
14	Flynt Whitworth	SO-2	NYU	22.35
26	Christian Canela	JR-3	Molloy	22.58
37	Travis Perry	SR-4	NYU	22.80
47	Austin Iburg	FR-1	Lehigh	23.31
72	Joseph Ortiz	SR-4	Staten Island	26.50
	Justin Gockley	JR-3	East Stroudsburg	DNS
	Enoch Antwi	FR-1	Staten Island	DNS
	Nate David	SO-2	Binghamton	DNS

Men's 200 Meters Section 8

W: 2.1

PL	NAME	YEAR	TEAM	TIME
22	Nick Runfola	SO-2	Staten Island	22.54
23	Gavin Andrews	FR-1	La Salle	22.54
36	Manny Brito		Unattached	22.79
44	Mark Siebenhuener	JR-3	Molloy	23.14
	Ryan Luccarelli	FR-1	Hamilton	DNS
	Jonathan Bennett	SR-4	Lehigh	DNS
	Lekh Desai	JR-3	LIU	DNS
	Adrian Rheam	FR-1	Army West Point	DNS

Men's 200 Meters Section 9

W: 2.3

PL	NAME	YEAR	TEAM	TIME
16	Garrett Lamb	FR-1	Coast Guard	22.44
38	Stanley Louis	SO-2	Molloy	22.83
50	Caleb			23.45

PL	NAME	YEAR	TEAM	TIME
55	Hamidou Samasa	JR-3	La Salle	23.58
62	Maxwell Ming		Unattached	24.40
66	Kwesi Sarabo		Unattached	24.71
	Quinten John	FR-1	Molloy	DNS
	Dean Joseph	SO-2	FDU	DNS

Men's 200 Meters Section 10

PL	NAME	YEAR	TEAM	TIME
18	Guyon Young	FR-1	Army West Point	22.48
34	Zakary Minutello	FR-1	Binghamton	22.77
35	Nasir Heard	JR-3	East Stroudsburg	22.78
61	Logan Haverkamp	SO-2	Lehigh	24.24
63	Lazaros Panagiotounis	SR-4	Bard	24.54
65	Dominic Turi		Monmouth Track Club	24.63
68	Ian Zhao	FR-1	Bard	25.29
	Jayden Hewlett		Monmouth Track Club	DNS

Men's 200 Meters Section 11

PL	NAME	YEAR	TEAM	TIME
31	James Thompson	SR-4	NYU	22.66
42	Raymar Duncan	FR-1	Molloy	23.07
43	Logan Hayes	SO-2	Binghamton	23.11
46	Alexander Pasulka	FR-1	Army West Point	23.27
48	Slade Crouse	FR-1	Hamilton	23.31 🇺🇸
	Marvellous Bassey	JR-3	NJIT	DNS
	Jack Longobucco	SO-2	Adelphi	DNS
	Nathan Oliphant	SO-2	Lehigh	DNS

Men's 200 Meters Section 12

PL	NAME	YEAR	TEAM	TIME
51	Alexander Grandchamps	FR-1	Adelphi	23.46

56	Christ			23.58
----	------------------------	--	--	-------

PL	NAME	YEAR	TEAM	TIME
59	Noah Westkott	FR-1	Coast Guard	23.72
70	Avery Crafton	FR-1	Bard	25.89
	Benjamin Terry	SR-4	East Stroudsburg	DNS
	Mateo Alvarez	SO-2	Hamilton	DNS
	Zander Romero	SO-2	FDU	DNS

Men's 200 Meters Section 13

W: 1.8

PL	NAME	YEAR	TEAM	TIME
53	Chuck Nwankwo	SR-4	Adelphi	23.57
60	Michael Ngaw	SR-4	Hamilton	23.91

Men's 400 Meters



Top↑

PL	NAME	YEAR	TEAM	TIME	SC
1	Ian Naff	SO-2	Coast Guard	47.99 	10
2	Mark Jackson	FR-1	East Stroudsburg	48.67 	8
3	Joshua Gresham	FR-1	FDU	48.89	6
4	Jayden Johnson	FR-1	East Stroudsburg	49.84	5
5	Christian Canela	JR-3	Molloy	50.38	4
6	Ian Moore	SR-4	Monmouth	50.44	3
7	Nate Frederick	SO-2	Monmouth	50.46	2
8	Alexander Pasulka	FR-1	Army West Point	50.50	1
9	Zephyr Crestwell	SR-4	East Stroudsburg	50.72	-
10	James Estafanous	SO-2	NJIT	50.79	-
11	Michael Delgallego-Fico	FR-1	Monmouth	50.94	-
12	Guyon Young	FR-1	Army West Point	50.97	-
13	Michael Jones	FR-1	Molloy	51.05	-
14	Luke Riley	SR-4	Monmouth	51.15	-
15	Lekh Desai	JR-3	LIU	51.51	-
16	Benjamin Ingram	SR-4	Hamilton	51.55 	-
17	Logan Haverkamp	SO-2	Lehigh	51.65	-
18	Pratt-Adams, Quentin	SO-2	FDU	51.67	-
19	Stone C			73	-

PL	NAME	YEAR	TEAM	TIME	SC
20	Ahmad Brock	SR-4	Monmouth	51.83	-
21	Justice Quainoo	JR-3	La Salle	51.89	-
22	Evan Newcomer	FR-1	Army West Point	52.01	-
23	Trotman Kertes	JR-3	NJIT	52.41	-
24	Raymar Duncan	FR-1	Molloy	52.50	-
25	Evan Dias	FR-1	La Salle	52.61	-
26	Austin Iburg	FR-1	Lehigh	52.71	-
27	David Onovo	SO-2	Stony Brook	52.85	-
28	Chuck Nwankwo	SR-4	Adelphi	52.96	-
29	Noah Westkott	FR-1	Coast Guard	53.14	-
30	Patrick Conley	FR-1	Adelphi	53.26	-
31	John Phillips	SO-2	Hamilton	53.59	-
32	Joseph Cicoria	Senior	Shore Athletic Club	53.94	-
33	Ramon Valentine	FR-1	FDU	54.34	-
34	Timothy Sondej	SO-2	NJIT	54.44	-
35	Garrett Boag	SO-2	Monmouth	54.53	-
36	Kyjahmy Phillips	JR-3	LIU	55.02	-
37	Jayden Shaffer	FR-1	LIU	55.08	-
38	Nils Tellander	FR-1	Hamilton	56.16	-
39	Seth Berry	FR-1	Monmouth	56.71	-
40	Aiza Shikapwashya	JR-3	LIU	56.80	-
41	Ian Zhao	FR-1	Bard	58.29	-
42	Joseph Ortiz	SR-4	Staten Island	1:00.72	-
43	Kasiem Washington	SO-2	Bard	1:02.56	-
44	Charlie Grenadier	FR-1	Bard	1:04.78	-
	Quinten Slaughter	FR-1	Lehigh	DNS	-
	Ethan Hood	SR-4	Lehigh	DNS	-
	Deion McIntosh	SO-2	La Salle	DNS	-
	Jack Longobucco	SO-2	Adelphi	DNS	-
	Adrian			S	-

PL	NAME	YEAR	TEAM	TIME	SC
	Jared Ellis	FR-1	NJIT	DNS	-
	Paul Garraway-Paul	FR-1	Adelphi	DNS	-
	James Thompson	SR-4	NYU	DNS	-
	Liam Schwabik	FR-1	FDU	DNS	-
	Gavin Carriculo	FR-1	FDU	DNS	-
	Jaylen Morrison	JR-3	East Stroudsburg	DNS	-
	Jaden Collins	FR-1	East Stroudsburg	DNS	-
	Bryce Ridley	SR-4	Adelphi	DNS	-

Men's 400 Meters Section 1

PL	NAME	YEAR	TEAM	TIME
1	Ian Naff	SO-2	Coast Guard	47.99 
2	Mark Jackson	FR-1	East Stroudsburg	48.67 
3	Joshua Gresham	FR-1	FDU	48.89
6	Ian Moore	SR-4	Monmouth	50.44
9	Zephyr Crestwell	SR-4	East Stroudsburg	50.72
11	Michael Delgallego-Fico	FR-1	Monmouth	50.94
19	Stone Caraccio	SR-4	Monmouth	51.73
	Jaden Collins	FR-1	East Stroudsburg	DNS

Men's 400 Meters Section 2

PL	NAME	YEAR	TEAM	TIME
4	Jayden Johnson	FR-1	East Stroudsburg	49.84
5	Christian Canela	JR-3	Molloy	50.38
7	Nate Frederick	SO-2	Monmouth	50.46
8	Alexander Pasulka	FR-1	Army West Point	50.50
10	James Estafanous	SO-2	NJIT	50.79
13	Michael Jones	FR-1	Molloy	51.05
16	Benjamin Ingram	SR-4	Hamilton	51.55 
	Ethan Hood	SR-4	Lehigh	DNS

Men's 400 Meters Section 3

PL	NAM	TIME
----	-----	------

PL	NAME	YEAR	TEAM	TIME
12	Guyon Young	FR-1	Army West Point	50.97
18	Pratt-Adams Quentin	SO-2	FDU	51.67
22	Evan Newcomer	FR-1	Army West Point	52.01
23	Trotman Kertes	JR-3	NJIT	52.41
26	Austin Iburg	FR-1	Lehigh	52.71
	Jaylen Morrison	JR-3	East Stroudsburg	DNS
	Quinten Slaughter	FR-1	Lehigh	DNS
	James Thompson	SR-4	NYU	DNS

Men's 400 Meters Section 4

PL	NAME	YEAR	TEAM	TIME
17	Logan Haverkamp	SO-2	Lehigh	51.65
24	Raymar Duncan	FR-1	Molloy	52.50
25	Evan Dias	FR-1	La Salle	52.61
27	David Onovo	SO-2	Stony Brook	52.85
	Jared Ellis	FR-1	NJIT	DNS
	Jack Longobucco	SO-2	Adelphi	DNS
	Adrian Rheam	FR-1	Army West Point	DNS
	Liam Schwabik	FR-1	FDU	DNS

Men's 400 Meters Section 5

PL	NAME	YEAR	TEAM	TIME
14	Luke Riley	SR-4	Monmouth	51.15
15	Lekh Desai	JR-3	LIU	51.51
20	Ahmad Brock	SR-4	Monmouth	51.83
21	Justice Quainoo	JR-3	La Salle	51.89
32	Joseph Cicoria	Senior	Shore Athletic Club	53.94
35	Garrett Boag	SO-2	Monmouth	54.53
	Bryce Ridley	SR-4	Adelphi	DNS
	Paul Garraway-Paul	FR-1	Adelphi	DNS

Men's 400 Meters Section 6

PL	NAME	YEAR	TEAM	TIME

PL	NAME	YEAR	TEAM	TIME
29	Noah Westkott	FR-1	Coast Guard	53.14
31	John Phillips	SO-2	Hamilton	53.59
33	Ramon Valentine	FR-1	FDU	54.34
34	Timothy Sondej	SO-2	NJIT	54.44
36	Kyjahmy Phillips	JR-3	LIU	55.02
38	Nils Tellander	FR-1	Hamilton	56.16
39	Seth Berry	FR-1	Monmouth	56.71
	Deion McIntosh	SO-2	La Salle	DNS

Men's 400 Meters Section 7

PL	NAME	YEAR	TEAM	TIME
28	Chuck Nwankwo	SR-4	Adelphi	52.96
30	Patrick Conley	FR-1	Adelphi	53.26
37	Jayden Shaffer	FR-1	LIU	55.08
40	Aiza Shikapwashya	JR-3	LIU	56.80
42	Joseph Ortiz	SR-4	Staten Island	1:00.72
	Gavin Carriculo	FR-1	FDU	DNS

Men's 400 Meters Section 8

PL	NAME	YEAR	TEAM	TIME
41	Ian Zhao	FR-1	Bard	58.29
43	Kasim Washington	SO-2	Bard	1:02.56

44	Charlie Grenadier	FR-1	Bard	1:04.78
----	-----------------------------------	------	----------------------	---------

Men's 800 Meters

Top↑

PL	NAME	YEAR	TEAM	TIME	SC
1	Declan McDonnell	JR-3	Monmouth	1:54.03	10
2	Alex Heidemann	JR-3	Lehigh	1:54.89	8
3	Tennessee Tremain	JR-3	Monmouth	1:55.04	6
4	Jordan Taylor	FR-1	Army West Point	1:55.78	5
5	Mario >			98	4

PL	NAME	YEAR	TEAM	TIME	SC
6	Ethan Hood	SR-4	Lehigh	1:56.18	3
7	Nico Grilli	SR-4	Monmouth	1:56.25	2
8	Fabian Herrera	JR-3	NJIT	1:56.43	1
9	Walesky Nowak	FR-1	Stony Brook	1:56.50	-
10	Peter Priestner	FR-1	Lehigh	1:56.79	-
11	Danny Walter	SO-2	Lehigh	1:57.02	-
12	Kevin Collura	SR-4	Monmouth	1:57.29	-
13	Brandon Barreto	SO-2	FDU	1:57.46	-
14	Aidan LaTourette	SO-2	Lehigh	1:57.78	-
15	Isaac Greene	FR-1	Lehigh	1:58.09	-
16	Aaron Guensch	SO-2	Monmouth	1:58.30	-
17	Quinn Cataldi		Unattached	1:58.32	-
18	Luke Jarski	SR-4	Molloy	1:58.60	-
19	John Afari-Akins	FR-1	Army West Point	1:58.78	-
20	Miles Taylor	FR-1	Coast Guard	1:58.99	-
21	Christian Gottlieb	SO-2	Coast Guard	1:59.31	-
22	Deven Bernardin	FR-1	Adelphi	1:59.61	-
23	Collin McLoughlin	FR-1	Stony Brook	1:59.66	-
24	Lucas Thaler	SO-2	East Stroudsburg	2:00.02	-
25	Hugh Williams	JR-3	Hamilton	2:00.32	-
26	Brady Smith	FR-1	Army West Point	2:00.64	-
27	Ian Zalewski	FR-1	Lehigh	2:00.64	-
28	Luis Abreu	JR-3	FDU	2:00.93	-
29	Scott Petersen	SR-4	Monmouth	2:01.04	-
30	Zayden Williams	SO-2	Staten Island	2:02.01	-
31	Fernando Diaz	SO-2	Stony Brook	2:02.35	-
32	Talon Johnson	FR-1	Monmouth	2:02.68	-
33	Liam Dougherty	FR-1	NJIT	2:02.68	-
34	Emmanuel Gitonga	SO-2	East Stroudsburg	2:03.26	-
35	Ekuyan			49	-

PL	NAME	YEAR	TEAM	TIME	SC
36	Thomas Donohue	SR-4	Stony Brook	2:03.58	-
37	Samuel Gorelik	FR-1	Adelphi	2:03.86	-
38	Andrew Dowdell	JR-3	East Stroudsburg	2:04.49	-
39	Kidus Zeleke	FR-1	FDU	2:04.50	-
40	Andrew Goetzmann	SO-2	Hamilton	2:05.03	-
41	Harrison Lavery	SO-2	Army West Point	2:05.06	-
42	Maxwell Ming		Unattached	2:05.94	-
43	Chalen Bobish	SR-4	Monmouth	2:06.34	-
44	Dylan Cunningham	SO-2	Lehigh	2:07.24	-
45	Marcus Turner		Monmouth Track Club	2:09.07	-
46	Justin Walters	JR-3	East Stroudsburg	2:09.68	-
	Josmy Cerda	JR-3	Staten Island	DNF	-
	Thomas Smigo	SO-2	Lehigh	DNS	-
	Ellis Goodson	SO-2	Hamilton	DNS	-
	Jack Musgrave	FR-1	Army West Point	DNS	-
	Sam Szczepanski	FR-1	FDU	DNS	-
	Max Leffler	JR-3	Lehigh	DNS	-
	Reed McFadden	FR-1	Princeton	DNS	-
	Caden Simmons	FR-1	Princeton	DNS	-
	Philip Kastner	SR-4	Princeton	DNS	-
	Ryan Hesler	FR-1	Stony Brook	DNS	-

Men's 800 Meters Section 1

PL	NAME	YEAR	TEAM	TIME
1	Declan McDonnell	JR-3	Monmouth	1:54.03
2	Alex Heidemann	JR-3	Lehigh	1:54.89
3	Tennessee Tremain	JR-3	Monmouth	1:55.04
5	Mario Xerri	SR-4	Stony Brook	1:55.98
6	Ethan Hood	SR-4	Lehigh	1:56.18
7	Nico Grilli	SR-4	Monmouth	1:56.25
8	Fabia			1:56.43

PL	NAME	YEAR	TEAM	TIME
13	Brandon Barreto	SO-2	FDU	1:57.46
18	Luke Jarski	SR-4	Molloy	1:58.60
26	Brady Smith	FR-1	Army West Point	2:00.64
41	Harrison Lavery	SO-2	Army West Point	2:05.06
	Ryan Hesler	FR-1	Stony Brook	DNS
	Jack Musgrave	FR-1	Army West Point	DNS

Men's 800 Meters Section 2

PL	NAME	YEAR	TEAM	TIME
4	Jordan Taylor	FR-1	Army West Point	1:55.78
9	Walesky Nowak	FR-1	Stony Brook	1:56.50
10	Peter Priestner	FR-1	Lehigh	1:56.79
11	Danny Walter	SO-2	Lehigh	1:57.02
14	Aidan LaTourette	SO-2	Lehigh	1:57.78
15	Isaac Greene	FR-1	Lehigh	1:58.09
16	Aaron Guensch	SO-2	Monmouth	1:58.30
19	John Afari-Akins	FR-1	Army West Point	1:58.78
27	Ian Zalewski	FR-1	Lehigh	2:00.64
	Thomas Smigo	SO-2	Lehigh	DNS

Men's 800 Meters Section 3

PL	NAME	YEAR	TEAM	TIME
20	Miles Taylor	FR-1	Coast Guard	1:58.99
21	Christian Gottlieb	SO-2	Coast Guard	1:59.31
22	Deven Bernardin	FR-1	Adelphi	1:59.61
23	Collin McLoughlin	FR-1	Stony Brook	1:59.66
24	Lucas Thaler	SO-2	East Stroudsburg	2:00.02
25	Hugh Williams	JR-3	Hamilton	2:00.32 
28	Luis Abreu	JR-3	FDU	2:00.93
31	Fernando Diaz	SO-2	Stony Brook	2:02.35
36	Thomas Donohue	SR-4	Stony Brook	2:03.58
	Ellis G			DNS

PL	NAME	YEAR	TEAM	TIME
	Max Leffler	JR-3	Lehigh	DNS

Men's 800 Meters Section 4

PL	NAME	YEAR	TEAM	TIME
12	Kevin Collura	SR-4	Monmouth	1:57.29
17	Quinn Cataldi		Unattached	1:58.32
29	Scott Petersen	SR-4	Monmouth	2:01.04
30	Zayden Williams	SO-2	Staten Island	2:02.01
32	Talon Johnson	FR-1	Monmouth	2:02.68
33	Liam Dougherty	FR-1	NJIT	2:02.68
37	Samuel Gorelik	FR-1	Adelphi	2:03.86
39	Kidus Zeleke	FR-1	FDU	2:04.50
42	Maxwell Ming		Unattached	2:05.94
43	Chalen Bobish	SR-4	Monmouth	2:06.34
	Josmy Cerda	JR-3	Staten Island	DNF

Men's 800 Meters Section 5




PL	NAME	YEAR	TEAM	TIME
34	Emmanuel Gitonga	SO-2	East Stroudsburg	2:03.26
35	Ekuyami Conteh	SO-2	FDU	2:03.49
38	Andrew Dowdell	JR-3	East Stroudsburg	2:04.49
40	Andrew Goetzmann	SO-2	Hamilton	2:05.03
44	Dylan Cunningham	SO-2	Lehigh	2:07.24
45	Marcus Turner		Monmouth Track Club	2:09.07
46	Justin Walters	JR-3	East Stroudsburg	2:09.68
	Sam Szczepanski	FR-1	FDU	DNS
	Reed McFadden	FR-1	Princeton	DNS
	Caden Simmons	FR-1	Princeton	DNS
	Philip Kastner	SR-4	Princeton	DNS

Men's 1500 Meters

[Top↑](#)

PL	NAME	YEAR	TEAM	TIME	SC
1	Tomas			.40	10

PL	NAME	YEAR	TEAM	TIME	SC
2	Chase Lopez	FR-1	FDU	3:58.24	8
3	Ian Zalewski	FR-1	Lehigh	3:59.36	6
4	Niko Ferrante	JR-3	Monmouth	3:59.42	5
5	James Martinez	SR-4	Monmouth	3:59.59	4
6	Gavin Rossi	FR-1	Monmouth	3:59.74	3
7	Steven Struk	JR-3	Stony Brook	4:00.39	2
8	Brandon Barreto	SO-2	FDU	4:01.57	1
9	Thomas Burfeind	SR-4	Stony Brook	4:01.69	-
10	Thomas Schulz	SR-4	Monmouth	4:02.00	-
11	Conor Jacob	SO-2	Monmouth	4:02.43	-
12	Quinn Cataldi		Unattached	4:02.55	-
13	Harrison Lavery	SO-2	Army West Point	4:03.07	-
14	Christian Bachmann	FR-1	Army West Point	4:03.59	-
15	Ryan Rheam	FR-1	Army West Point	4:04.03	-
16	Brendan Fant	SO-2	Coast Guard	4:04.35	-
17	Anthony Dvorsky	SO-2	NJIT	4:04.70	-
18	Aidan Gilmore	SR-4	Monmouth	4:05.27	-
19	John Quinn	SO-2	Hamilton	4:05.86 	-
20	Joseph Bertola	SO-2	Stony Brook	4:06.12	-
21	Kyle Spector		Shore Athletic Club	4:06.89	-
22	Brady Smith	FR-1	Army West Point	4:07.05	-
23	Isaac Greene	FR-1	Lehigh	4:07.09	-
24	Adam Barbato	JR-3	Lehigh	4:07.84	-
25	Aleksander Jopek	JR-3	NYU	4:07.88	-
26	James Kuduk	FR-1	Coast Guard	4:08.02	-
27	Ellis Goodson	SO-2	Hamilton	4:08.28 	-
28	Thomas Arnold	JR-3	Lehigh	4:08.34	-
29	Sean LaPeruta		Unattached	4:08.49	-
30	Luke Munoz	FR-1	NYU	4:08.73	-
31	Joshua			.77	-

PL	NAME	YEAR	TEAM	TIME	SC
32	Jake Chang	JR-3	NYU	4:08.84	-
33	Jake Orfano	JR-3	Adelphi	4:09.16	-
34	Samuel Myers	FR-1	Coast Guard	4:09.39	-
35	Brian Liebowitz	FR-1	Stony Brook	4:09.96	-
36	Will Mrozinski	FR-1	Lehigh	4:10.27	-
37	Ryan Baker	SO-2	Lehigh	4:10.64	-
38	Christopher Tardugno	FR-1	Stony Brook	4:10.65	-
39	Sam Frank	SR-4	NYU	4:11.50	-
40	Lucas Thaler	SO-2	East Stroudsburg	4:11.84	-
41	Luis Abreu	JR-3	FDU	4:11.89	-
42	Samir Hussain	JR-3	NYU	4:11.95	-
43	Noah Zahn	SO-2	Lehigh	4:11.98	-
44	Nicholas Nanan	SR-4	Adelphi	4:12.84	-
45	Liam Schwabik	FR-1	FDU	4:12.92	-
46	Thomas Lempriere	JR-3	Coast Guard	4:12.96	-
47	Neel Chittur	SO-2	Stony Brook	4:12.98	-
48	Brandon Meiner	JR-3	NYU	4:13.40	-
49	Joseph Simeone	JR-3	Hamilton	4:14.23 	-
50	Colin Shand	SO-2	Fairfield	4:14.47	-
51	Luca Maneri	JR-3	Stony Brook	4:14.92	-
52	Dylan Cunningham	SO-2	Lehigh	4:15.00	-
53	Micah Taffet	FR-1	NYU	4:15.31	-
54	Chris Leonard	JR-3	Adelphi	4:16.12	-
55	Trey Davidson	FR-1	NYU	4:16.68	-
56	William Cornick	SO-2	NYU	4:16.75	-
57	Emmanuel Gitonga	SO-2	East Stroudsburg	4:16.82	-
58	Jeremy Bywater	SO-2	Hamilton	4:17.26 	-
59	Zed McNaughton	SO-2	Hamilton	4:17.29 	-
60	Indy Minkoff	FR-1	NYU	4:17.64	-
61	Ekuyam			.81	-

PL	NAME	YEAR	TEAM	TIME	SC
62	Paul Abeln	FR-1	Stony Brook	4:17.86	-
63	Aidan Carroll		Unattached	4:18.22	-
64	Chris Bien-Aime	SR-4	Adelphi	4:19.23	-
65	Max Leffler	JR-3	Lehigh	4:20.07	-
66	Nicholas McPherson	FR-1	Hamilton	4:20.10	-
67	Matthew Windecker	FR-1	Stony Brook	4:20.57	-
68	Benjamin Habler	FR-1	Hamilton	4:20.97	-
69	Josmy Cerda	JR-3	Staten Island	4:22.49	-
70	Andrew Rowan	FR-1	Coast Guard	4:22.67	-
71	Garrett Cordova-Caddes	SO-2	Hamilton	4:24.19	-
72	Kidus Zeleke	FR-1	FDU	4:26.69	-
73	Luke Dennis	FR-1	Hamilton	4:28.66	-
74	Kelon Martin	SR-4	Staten Island	4:46.00	-
75	Matthew Amato	JR-3	Staten Island	4:56.06	-
76	Shawn Rampadarathsing	JR-3	Staten Island	5:11.62	-
	William Mitchell	SO-2	NJIT	DNS	-
	Parker Harris	FR-1	Army West Point	DNS	-
	Nick Tardugno	SR-4	Stony Brook	DNS	-
	Sam Szczepanski	FR-1	FDU	DNS	-
	Nick Gdowik	FR-1	East Stroudsburg	DNS	-
	Thomas Smigo	SO-2	Lehigh	DNS	-
	Jayson Plaza	JR-3	Adelphi	DNS	-
	Aiden Watson	SR-4	Molloy	DNS	-
	Nevan Kelley	JR-3	Fairfield	DNS	-
	Tillman Peters	FR-1	Hamilton	DNS	-

Men's 1500 Meters Section 1

PL	NAME	YEAR	TEAM	TIME
1	Tomas Barry	SO-2	Monmouth	3:57.40
2	Chase Lopez	FR-1	FDU	3:58.24
3	Ian Z...			3:59.36

PL	NAME	YEAR	TEAM	TIME
4	Niko Ferrante	JR-3	Monmouth	3:59.42
5	James Martinez	SR-4	Monmouth	3:59.59
6	Gavin Rossi	FR-1	Monmouth	3:59.74
7	Steven Struk	JR-3	Stony Brook	4:00.39
9	Thomas Burfeind	SR-4	Stony Brook	4:01.69
10	Thomas Schulz	SR-4	Monmouth	4:02.00
13	Harrison Lavery	SO-2	Army West Point	4:03.07
15	Ryan Rheam	FR-1	Army West Point	4:04.03
16	Brendan Fant	SO-2	Coast Guard	4:04.35
17	Anthony Dvorsky	SO-2	NJIT	4:04.70
18	Aidan Gilmore	SR-4	Monmouth	4:05.27
20	Joseph Bertola	SO-2	Stony Brook	4:06.12
31	Joshua Tejada	FR-1	Monmouth	4:08.77
32	Jake Chang	JR-3	NYU	4:08.84
56	William Cornick	SO-2	NYU	4:16.75
	Parker Harris	FR-1	Army West Point	DNS

Men's 1500 Meters Section 2

PL	NAME	YEAR	TEAM	TIME
8	Brandon Barreto	SO-2	FDU	4:01.57
11	Conor Jacob	SO-2	Monmouth	4:02.43
12	Quinn Cataldi		Unattached	4:02.55
14	Christian Bachmann	FR-1	Army West Point	4:03.59
19	John Quinn	SO-2	Hamilton	4:05.86 
21	Kyle Spector		Shore Athletic Club	4:06.89
22	Brady Smith	FR-1	Army West Point	4:07.05
24	Adam Barbato	JR-3	Lehigh	4:07.84
30	Luke Munoz	FR-1	NYU	4:08.73
33	Jake Orfano	JR-3	Adelphi	4:09.16
35	Brian Liebowitz	FR-1	Stony Brook	4:09.96


PL	NAME	YEAR	TEAM	TIME
37	Ryan Baker	SO-2	Lehigh	4:10.64
40	Lucas Thaler	SO-2	East Stroudsburg	4:11.84
51	Luca Maneri	JR-3	Stony Brook	4:14.92
	Thomas Smigo	SO-2	Lehigh	DNS
	William Mitchell	SO-2	NJIT	DNS
	Nick Gdowik	FR-1	East Stroudsburg	DNS

Men's 1500 Meters Section 3


PL	NAME	YEAR	TEAM	TIME
23	Isaac Greene	FR-1	Lehigh	4:07.09
25	Aleksander Jopek	JR-3	NYU	4:07.88
26	James Kuduk	FR-1	Coast Guard	4:08.02
29	Sean LaPeruta		Unattached	4:08.49
36	Will Mrozinski	FR-1	Lehigh	4:10.27
38	Christopher Tardugno	FR-1	Stony Brook	4:10.65
39	Sam Frank	SR-4	NYU	4:11.50
41	Luis Abreu	JR-3	FDU	4:11.89
42	Samir Hussain	JR-3	NYU	4:11.95
44	Nicholas Nanan	SR-4	Adelphi	4:12.84
47	Neel Chittur	SO-2	Stony Brook	4:12.98
55	Trey Davidson	FR-1	NYU	4:16.68
60	Indy Minkoff	FR-1	NYU	4:17.64
62	Paul Abeln	FR-1	Stony Brook	4:17.86
65	Max Leffler	JR-3	Lehigh	4:20.07
	Nick Tardugno	SR-4	Stony Brook	DNS
	Aiden Watson	SR-4	Molloy	DNS

Men's 1500 Meters Section 4

PL	NAME	YEAR	TEAM	TIME
27	Ellis Goodson	SO-2	Hamilton	4:08.28 🏊
28	Thomas Arnold	JR-3	Lehigh	4:08.34
34	Samu			:09.39

PL	NAME	YEAR	TEAM	TIME
43	Noah Zahn	SO-2	Lehigh	4:11.98
46	Thomas Lempriere	JR-3	Coast Guard	4:12.96
48	Brandon Meiner	JR-3	NYU	4:13.40
49	Joseph Simeone	JR-3	Hamilton	4:14.23 
50	Colin Shand	SO-2	Fairfield	4:14.47
52	Dylan Cunningham	SO-2	Lehigh	4:15.00
53	Micah Taffet	FR-1	NYU	4:15.31
63	Aidan Carroll		Unattached	4:18.22
67	Matthew Windecker	FR-1	Stony Brook	4:20.57
68	Benjamin Habler	FR-1	Hamilton	4:20.97
69	Josmy Cerda	JR-3	Staten Island	4:22.49
72	Kidus Zeleke	FR-1	FDU	4:26.69
73	Luke Dennis	FR-1	Hamilton	4:28.66

Men's 1500 Meters Section 5

PL	NAME	YEAR	TEAM	TIME
45	Liam Schwabik	FR-1	FDU	4:12.92
54	Chris Leonard	JR-3	Adelphi	4:16.12
57	Emmanuel Gitonga	SO-2	East Stroudsburg	4:16.82
58	Jeremy Bywater	SO-2	Hamilton	4:17.26 
59	Zed McNaughton	SO-2	Hamilton	4:17.29 
61	Ekuyami Conteh	SO-2	FDU	4:17.81
64	Chris Bien-Aime	SR-4	Adelphi	4:19.23
66	Nicholas McPherson	FR-1	Hamilton	4:20.10
70	Andrew Rowan	FR-1	Coast Guard	4:22.67
71	Garrett Cordova-Caddes	SO-2	Hamilton	4:24.19
74	Kelon Martin	SR-4	Staten Island	4:46.00
75	Matthew Amato	JR-3	Staten Island	4:56.06
76	Shawn Rampadarathsing	JR-3	Staten Island	5:11.62
	Sam Szczepanski	FR-1	FDU	DNS
	Jaysor			DNS

PL	NAME	YEAR	TEAM	TIME
	Nevan Kelley	JR-3	Fairfield	DNS
	Tillman Peters	FR-1	Hamilton	DNS

Men's 5000 Meters




Top↑

PL	NAME	YEAR	TEAM	TIME	SC
1	Declan McDonnell	JR-3	Monmouth	14:47.49	10
2	Alex Saldana	FR-1	Quinnipiac	15:01.93	8
3	Paul Hobbs	JR-3	Coast Guard	15:07.89 +	6
4	Drew Bowker	FR-1	Monmouth	15:08.11	5
5	Matthew Gorman	FR-1	Army West Point	15:14.78	4
6	Michael Alvarez	SO-2	Army West Point	15:21.18	3
7	Edward Trenk	SR-4	Hamilton	15:32.16 🏊	2
8	George Hohenleitner	FR-1	Fairfield	15:35.10	1
9	Henry Burd	JR-3	Lehigh	15:41.37	-
10	Chase Lopez	FR-1	FDU	15:44.98	-
11	Aiden Watson	SR-4	Molloy	15:47.88	-
12	Jared Weiss	FR-1	Lehigh	15:48.91	-
13	Hans Hilson-Schneider		Garden State TC	15:50.93	-
14	Chase Orciuch	SO-2	Fairfield	15:51.38	-
15	Alexander Badami	JR-3	Hamilton	15:51.62 🏊	-
16	Brady Armstrong	FR-1	Hamilton	15:55.55 🏊	-
17	Liam Card	SO-2	Hamilton	15:56.14 🏊	-
18	Bryce Robinson	FR-1	Fairfield	15:57.79	-
19	Luke Manning	SR-4	Coast Guard	16:01.10	-
20	Slater Von Stetten	FR-1	Quinnipiac	16:03.64	-
21	Clemente Esponilla	JR-3	Bard	16:06.64	-
22	London Layton	FR-1	Coast Guard	16:07.07	-
23	Rocco Pugliese	FR-1	Monmouth	16:07.07	-
24	Henry Ebben	SO-2	Hamilton	16:08.00 🏊	-
25	Ethan Willard	FR-1	Monmouth	16:20.47	-
26	Ben Sy			91	-

PL	NAME	YEAR	TEAM	TIME	SC
27	Olli Muniz	SO-2	Fairfield	16:27.73	-
28	Ben Bailor	FR-1	Quinnipiac	16:28.15	-
29	Jackson Sennhenn	FR-1	Quinnipiac	16:31.91	-
30	John Garrison	FR-1	Binghamton	16:34.13	-
31	Thomas Trenk	FR-1	Hamilton	16:35.38	-
32	Thaddeus O'Neill	FR-1	Coast Guard	16:46.08	-
33	John Graziani	SO-2	Hamilton	16:51.16	-
34	Andrew Kehias	JR-3	Coast Guard	17:03.62	-
35	Michael Dorunda	FR-1	Quinnipiac	17:18.76	-
36	Scott Canney	FR-1	Quinnipiac	17:44.95	-
37	Alessandro Tullo Alvarez	FR-1	Quinnipiac	17:52.75	-
38	Bo Hopwood	JR-3	Bard	18:15.70	-
39	Walter Gavilanes	FR-1	Staten Island	19:36.69	-
40	Ilyas Hotak	JR-3	Bard	20:01.47	-
	Chris Leonard	JR-3	Adelphi	DNF	-
	Ryan Lindley	JR-3	Fairfield	DNF	-
	Pedro Astudillo	JR-3	Staten Island	DNS	-
	Michael Strain	SO-2	Quinnipiac	DNS	-
	Calvin Thomas	FR-1	Bard	DNS	-
	Tennessee Tremain	JR-3	Monmouth	DNS	-
	Andrew Greden	SO-2	Hamilton	DNS	-
	Luke Riley	SR-4	Monmouth	DNS	-
	Jack Riegger	FR-1	Adelphi	DNS	-
	Gavin Rossi	FR-1	Monmouth	DNS	-
	Connor Malinger	JR-3	Lehigh	DNS	-
	Thomas Smigo	SO-2	Lehigh	DNS	-
	Daniel Malatesta	JR-3	Lehigh	DNS	-


Men's 5000 Meters Section 1

PL	NAME	YEAR	TEAM	TIME
1	Declan			4:47.49

PL	NAME	YEAR	TEAM	TIME
2	Alex Saldana	FR-1	Quinnipiac	15:01.93
3	Paul Hobbs	JR-3	Coast Guard	15:07.89 
4	Drew Bowker	FR-1	Monmouth	15:08.11
5	Matthew Gorman	FR-1	Army West Point	15:14.78
6	Michael Alvarez	SO-2	Army West Point	15:21.18
7	Edward Trenk	SR-4	Hamilton	15:32.16 
8	George Hohenleitner	FR-1	Fairfield	15:35.10
9	Henry Burd	JR-3	Lehigh	15:41.37
11	Aiden Watson	SR-4	Molloy	15:47.88
15	Alexander Badami	JR-3	Hamilton	15:51.62 
23	Rocco Pugliese	FR-1	Monmouth	16:07.07
25	Ethan Willard	FR-1	Monmouth	16:20.47
	Ryan Lindley	JR-3	Fairfield	DNF
	Connor Malinge	JR-3	Lehigh	DNS
	Thomas Smigo	SO-2	Lehigh	DNS
	Daniel Malatesta	JR-3	Lehigh	DNS
	Gavin Rossi	FR-1	Monmouth	DNS
	Luke Riley	SR-4	Monmouth	DNS
	Tennessee Tremain	JR-3	Monmouth	DNS

Men's 5000 Meters Section 2

PL	NAME	YEAR	TEAM	TIME
10	Chase Lopez	FR-1	FDU	15:44.98
12	Jared Weiss	FR-1	Lehigh	15:48.91
13	Hans Hilson-Schneider		Garden State TC	15:50.93
14	Chase Orciuch	SO-2	Fairfield	15:51.38
16	Brady Armstrong	FR-1	Hamilton	15:55.55 
17	Liam Card	SO-2	Hamilton	15:56.14 
18	Bryce Robinson	FR-1	Fairfield	15:57.79
19	Luke Manning	SR-4	Coast Guard	16:01.10

PL	NAME	YEAR	TEAM	TIME
20	Slater Von Stetten	FR-1	Quinnipiac	16:03.64
21	Clemente Esponilla	JR-3	Bard	16:06.64
22	London Layton	FR-1	Coast Guard	16:07.07
24	Henry Ebben	SO-2	Hamilton	16:08.00 
26	Ben Sydell	FR-1	Army West Point	16:23.91
27	Olli Muniz	SO-2	Fairfield	16:27.73
28	Ben Bailor	FR-1	Quinnipiac	16:28.15
29	Jackson Sennhenn	FR-1	Quinnipiac	16:31.91
30	John Garrison	FR-1	Binghamton	16:34.13
31	Thomas Trenk	FR-1	Hamilton	16:35.38
32	Thaddeus O'Neill	FR-1	Coast Guard	16:46.08
33	John Graziani	SO-2	Hamilton	16:51.16
34	Andrew Kehias	JR-3	Coast Guard	17:03.62
35	Michael Dorunda	FR-1	Quinnipiac	17:18.76
36	Scott Canney	FR-1	Quinnipiac	17:44.95
37	Alessandro Tullo Alvarez	FR-1	Quinnipiac	17:52.75
38	Bo Hopwood	JR-3	Bard	18:15.70
39	Walter Gavilanes	FR-1	Staten Island	19:36.69
40	Ilyas Hotak	JR-3	Bard	20:01.47
	Chris Leonard	JR-3	Adelphi	DNF
	Pedro Astudillo	JR-3	Staten Island	DNS
	Michael Strain	SO-2	Quinnipiac	DNS
	Jack Riegger	FR-1	Adelphi	DNS
	Calvin Thomas	FR-1	Bard	DNS
	Andrew Greden	SO-2	Hamilton	DNS

Men's 110 Hurdles

Top↑

PL	NAME	YEAR	TEAM	TIME	SC
1	Greg Foster	JR-3	Princeton	13.93	10
2	Easton Tan	JR-3	Princeton	14.07	8
3	Albert I			28	6

PL	NAME	YEAR	TEAM	TIME	SC
4	Duane Kizer	SR-4	FDU	14.56	5
5	Yuki Hojo	FR-1	Princeton	14.58	4
6	Aaron Brooks	JR-3	Monmouth	14.64	3
7	Brennan Delany	FR-1	Binghamton	14.67	2
8	Isaac Roberts		Monmouth Track Club	14.71	1
9	Jonathan Bennett	SR-4	Lehigh	14.78	-
10	Ragiariki Lewis	SO-2	East Stroudsburg	14.79	-
11	Austin Hernandez	JR-3	Army West Point	14.87	-
12	Leo Sanders	SO-2	FDU	15.04	-
13	Leconte Stover	JR-3	Monmouth	15.08	-
14	Brad Cantoral	JR-3	Monmouth	15.15	-
15	Garrett Boag	SO-2	Monmouth	15.18	-
16	Tele Abe	SO-2	FDU	15.24	-
17	Jeusten Jourdain	JR-3	NJIT	15.28	-
18	Liam Beifus	SR-4	East Stroudsburg	15.33	-
19	Christian Primavera	SO-2	Binghamton	15.67	-
20	Colin Manley	FR-1	East Stroudsburg	15.69	-
21	Angelo Confort	SO-2	Binghamton	15.69	-
22	Bikramjit Singh	FR-1	FDU	15.88	-
23	Justice Hicks	FR-1	FDU	16.22	-
24	Rilwan Olulande	SO-2	FDU	16.33	-
25	Neves Hoose	FR-1	Lehigh	16.38	-
26	Andrew Clark	SO-2	Lehigh	16.52	-
27	David Joseph	JR-3	Binghamton	18.29	-
28	Gabriel Yacovone	FR-1	East Stroudsburg	19.43	-
	Nathan Oliphant	SO-2	Lehigh	DNS	-
	Nick Wolf	FR-1	Lehigh	DNS	-
	Liam Wright	FR-1	Columbia	DNS	-

Men's 110 Hurdles Section 1

W: 1.5

PL	NAME	TIME
----	------	------

PL	NAME	YEAR	TEAM	TIME
1	Greg Foster	JR-3	Princeton	13.93
2	Easton Tan	JR-3	Princeton	14.07
3	Albert Kreutzer	SR-4	Princeton	14.28
4	Duane Kizer	SR-4	FDU	14.56
6	Aaron Brooks	JR-3	Monmouth	14.64
7	Brennan Delany	FR-1	Binghamton	14.67
9	Jonathan Bennett	SR-4	Lehigh	14.78
	Nathan Oliphant	SO-2	Lehigh	DNS

Men's 110 Hurdles Section 2**W: 2.1**

PL	NAME	YEAR	TEAM	TIME
5	Yuki Hojo	FR-1	Princeton	14.58
8	Isaac Roberts		Monmouth Track Club	14.71
11	Austin Hernandez	JR-3	Army West Point	14.87
13	Leconte Stover	JR-3	Monmouth	15.08

14	Brad Cantoral	JR-3	Monmouth	15.15
15	Garrett Boag	SO-2	Monmouth	15.18
19	Christian Primavera	SO-2	Binghamton	15.67
21	Angelo Confort	SO-2	Binghamton	15.69

Men's 110 Hurdles Section 3**W: 2.6**

PL	NAME	YEAR	TEAM	TIME
10	Ragiariki Lewis	SO-2	East Stroudsburg	14.79 
12	Leo Sanders	SO-2	FDU	15.04
16	Tele Abe	SO-2	FDU	15.24
17	Jeusten Jourdain	JR-3	NJIT	15.28
18	Liam Beifus	SR-4	East Stroudsburg	15.33
20	Colin Manley	FR-1	East Stroudsburg	15.69
27	David Joseph	JR-3	Binghamton	18.29
	Liam			DNS

Men's 110 Hurdles Section 4

W: 2.8

PL	NAME	YEAR	TEAM	TIME
22	Bikramjit Singh	FR-1	FDU	15.88
23	Justice Hicks	FR-1	FDU	16.22
24	Rilwan Olulande	SO-2	FDU	16.33
25	Neves Hoose	FR-1	Lehigh	16.38
26	Andrew Clark	SO-2	Lehigh	16.52
28	Gabriel Yacovone	FR-1	East Stroudsburg	19.43
	Nick Wolf	FR-1	Lehigh	DNS


Men's 400 Hurdles

Top↑

PL	NAME	YEAR	TEAM	TIME	SC
1	Patrez Thomas	SR-4	Lehigh	53.70	10
2	Liam Beifus	SR-4	East Stroudsburg	55.07	8
3	Austin Hernandez	JR-3	Army West Point	55.55	6
4	Ronald White	JR-3	Army West Point	55.60	5
5	Leo Sanders	SO-2	FDU	55.84	4
6	Dean Joseph	SO-2	FDU	56.08	3
7	Aiden DiBuono	SO-2	Lehigh	56.58	2
8	George Bostwick	FR-1	Monmouth	56.74	1
9	Bikramjit Singh	FR-1	FDU	56.95	-
10	Trudale Scott	FR-1	FDU	57.16	-
11	Justice Hicks	FR-1	FDU	57.32	-
12	Bryan Combarly	SR-4	Adelphi	57.43	-
13	Landon McGallicher	SO-2	Monmouth	59.47	-
14	Ryan Scarry	FR-1	Stony Brook	59.96	-
15	Colin Manley	FR-1	East Stroudsburg	1:02.48	-
16	David Williams	JR-3	Adelphi	1:04.85	-
17	Christopher Vazquez	SO-2	Staten Island	1:05.24	-
	Luke Clackett	JR-3	Stony Brook	DNS	-
	Brad Cantoral	JR-3	Monmouth	DNS	-
	Jack N				-

PL	NAME	YEAR	TEAM	TIME	SC
	Ragiariki Lewis	SO-2	East Stroudsburg	DNS	-

Men's 400 Hurdles Section 1

PL	NAME	YEAR	TEAM	TIME
1	Patrez Thomas	SR-4	Lehigh	53.70
2	Liam Beifus	SR-4	East Stroudsburg	55.07 
3	Austin Hernandez	JR-3	Army West Point	55.55
4	Ronald White	JR-3	Army West Point	55.60
6	Dean Joseph	SO-2	FDU	56.08
8	George Bostwick	FR-1	Monmouth	56.74
13	Landon McGallicher	SO-2	Monmouth	59.47
	Brad Cantoral	JR-3	Monmouth	DNS

Men's 400 Hurdles Section 2

PL	NAME	YEAR	TEAM	TIME
5	Leo Sanders	SO-2	FDU	55.84
7	Aiden DiBuono	SO-2	Lehigh	56.58
11	Justice Hicks	FR-1	FDU	57.32
12	Bryan Combarly	SR-4	Adelphi	57.43
14	Ryan Scarry	FR-1	Stony Brook	59.96
15	Colin Manley	FR-1	East Stroudsburg	1:02.48
	Jack Murphy	SR-4	Lehigh	DNS
	Luke Clackett	JR-3	Stony Brook	DNS

Men's 400 Hurdles Section 3

PL	NAME	YEAR	TEAM	TIME
9	Bikramjit Singh	FR-1	FDU	56.95
10	Trudale Scott	FR-1	FDU	57.16
16	David Williams	JR-3	Adelphi	1:04.85
17	Christopher Vazquez	SO-2	Staten Island	1:05.24
	Ragia 			DNS

Men's 3000 Steeplechase

Top↑

PL	NAME	YEAR	TEAM	TIME	SC
1	Jess Joe Augustine	FR-1	Army West Point	9:31.82	10
2	Connor Malinger	JR-3	Lehigh	9:35.37	8
3	Aidan Lynch	SR-4	Lehigh	9:41.94	6
4	Liam Hansberry	SO-2	East Stroudsburg	9:45.46 	5
5	Nick Gdowik	FR-1	East Stroudsburg	9:49.07 	4
6	Derek Coceano	SO-2	Lehigh	9:49.32	3
7	Ben Connell	FR-1	Lehigh	9:52.92	2
8	Evan Wooby	SR-4	East Stroudsburg	9:58.25 	1
9	Brady Carroll	JR-3	Adelphi	10:30.79	-

Men's 4 x 100 Relay

Top↑

PL	TEAM	SQUAD	ATHLETES	TIME	SC
1	Princeton	A	Zachary Della Rocca, Charles Sexton, Jadon Spain, Paul Kuhner	40.95	10
2	Monmouth	A	Ahmad Brock, Aaron Brooks, Aiden Baldelli, David Strong	41.45	8
3	Army West Point	A	Owen Lang, Levi Ferrell, Jaxon Hammond, Chad Dohl	41.69	6
4	NYU	A	Flynt Whitworth, Travis Perry, Lincoln Tutor, James Thompson	42.29	5
5	Lehigh	A	Jaden Green, Aiden DiBuono, Jonathan Bennett, Eddie Moore	42.72	4
6	Army West Point	B	Austin Hernandez, Adrian Rheam, Caleb McGarity, Huston Powers	43.16	3
7	Stony Brook	A	Luke Clackett, Michael Ye, Ryan Scarry, Walesky Nowak	43.39	2
8	Adelphi	A	Carl Bacette, David Williams, Bryan Combarry, Paul Garraway-Paul	55.75	1
	Staten Island	A	Christopher Vazquez, Samuel Whalen, Enoch Antwi, Nick Runfola	DNF	-
	Hamilton	A	Slade Crouse, Benjamin Ingram, Nicholas Obregon, Mateo Alvarez	DNF	-
	Adelphi	B	Jack Longobucco, Nicholas Stiehler, Patrick Conley, Aidan Hanratty	DNS	-
	East Stroudsburg	A	Tyler Boone, Miguel Charlery, Bryson Gilchrist, Ragiariiki Lewis	DNS	-

Men's 4 x 100

PL	TEAM	ATHLETES	TIME
1	Princeton	Della Rocca, Sexton, Spain, Kuhner	40.95
2	Monmouth	Brock, Brooks, Baldelli, Strong	41.45
3	Army West Point	Lang, Ferrell, Hammond, Dohl	41.69
6	Army West Point	Hernandez, Rheam, McGarity, Powers	43.16
7	Stony Brook	Clackett, Ye, Scarry, Nowak	43.39
8	Adelphi	Bacette, Williams, Combary, Garraway-Paul	55.75
	Adelphi	Longobucco, Stiehler, Conley, Hanratty	DNS
	East Stroudsburg	Boone, Charlery, Gilchrist, Lewis	DNS

Men's 4 x 100 Relay Section 2

PL	TEAM	ATHLETES	TIME
4	NYU	Whitworth, Perry, Tutor, Thompson	42.29
5	Lehigh	Green, DiBuono, Bennett, Moore	42.72
	Staten Island	Vazquez, Whalen, Antwi, Runfolo	DNF
	Hamilton	Crouse, Ingram, Obregon, Alvarez	DNF

Men's 4 x 400 Relay

[Top↑](#)

PL	TEAM	SQUAD	ATHLETES	TIME	SC
1	Monmouth	A	Dylan Bonser, Jordan Ricketts, Nate Frederick, William Freeman	3:18.40	10
2	East Stroudsburg	A	Tyler Boone, Miguel Charlery, Ryan Ditty, Liam Beifus	3:22.38	8
3	Army West Point	B	Huston Powers, Chad Dohl, Austin Hernandez, Owen Lang	3:23.15	6
4	Lehigh	A	Patrez Thomas, Quinten Slaughter, Austin Iburg, Aiden DiBuono	3:26.17	5
5	NJIT	A	Lossenie Fofana, Gabriel Truehart, Robbie Tormo, Pietro Carpentari	3:27.15	4
6	Army West Point	A	Brady Smith, Harrison Lavery, Jordan Taylor, John Afari-Akins	3:27.99	3
7	La Salle	A	Hamidou Samasa, Evan Dias, Gavin Andrews, Justice Quainoo	3:28.32	2
8	Monmouth	B	Stone Caraccio, Ian Moore, Tennessee Tremain, Kevin Collura	3:29.49	1

PL	TEAM	SQUAD	ATHLETES	TIME	SC
9	Lehigh	B	Gideon Coprivnicar, Andrew Clark, Neves Hoose, Nick Wolf	3:31.73	-
10	Monmouth	C	Tomas Barry, Aaron Guensch, Conor Jacob, Drew Bowker	3:32.46	-
11	Hamilton	A	Benjamin Ingram, John Phillips, Hugh Williams, John Quinn	3:35.45	-
12	Lehigh	C	Isaac Greene, Alex Heidemann, Ethan Hood, Aidan LaTourette	3:37.92	-
13	East Stroudsburg	B	Emmanuel Gitonga, Lucas Thaler, Andrew Dowdell, Justin Walters	3:40.84	-
14	Staten Island	A	Josmy Cerda, Zayden Williams, Christopher Vazquez, Kelon Martin	3:42.45	-
15	Hamilton	B	Ellis Goodson, Benjamin Habler, Joseph Simeone, Nils Tellander	3:43.26	-
16	Adelphi	A	Deven Bernardin, Samuel Gorelik, Chris Bien-Aime, Nicholas Nanan	3:45.82	-
17	Hamilton	C	Zed McNaughton, Luke Dennis, Andrew Goetzmann, Brady Armstrong	3:47.39	-
	Army West Point	C	Evan Newcomer, Alexander Pasulka, Ronald White, Guyon Young	DNF	-
	NJIT	B	Jared Ellis, James Estafanous, Trotman Kertes, Timothy Sondej	DNF	-
	NJIT	C	Fabian Herrera, Liam Dougherty, Andre Henry, Jeusten Jourdain	DNS	-
	Coast Guard	A	Miles Taylor, Brendan Fant, Christian Gottlieb, Samuel Myers	DNS	-

Men's 4 x 400 Relay Section 1

PL	TEAM	ATHLETES	TIME
1	Monmouth	Bonser, Ricketts, Frederick, Freeman	3:18.40
2	East Stroudsburg	Boone, Charlery, Ditty, Beifus	3:22.38
3	Army West Point	Powers, Dohl, Hernandez, Lang	3:23.15
4	Lehigh	Thomas, Slaughter, Iburg, DiBuono	3:26.17
5	NJIT	Fofana, Truehart, Tormo, Carpentari	3:27.15
9	Lehigh	Coprivnicar, Clark, Hoose, Wolf	3:31.73
	NJIT	Ellis, Estafanous, Kertes, Sondej	DNF
	Army West Point	Newcomer, Pasulka, White, Young	DNF

Men's 4 x 400

PL	TEAM	ATHLETES	TIME
6	Army West Point	Smith, Lavery, Taylor, Afari-Akins	3:27.99
7	La Salle	Samasa, Dias, Andrews, Quainoo	3:28.32
8	Monmouth	Caraccio, Moore, Tremain, Collura	3:29.49
10	Monmouth	Barry, Guensch, Jacob, Bowker	3:32.46
11	Hamilton	Ingram, Phillips, Williams, Quinn	3:35.45
12	Lehigh	Greene, Heidemann, Hood, LaTourette	3:37.92
	Coast Guard	Taylor, Fant, Gottlieb, Myers	DNS
	NJIT	Herrera, Dougherty, Henry, Jourdain	DNS

Men's 4 x 400 Relay Section 3

PL	TEAM	ATHLETES	TIME
13	East Stroudsburg	Gitonga, Thaler, Dowdell, Walters	3:40.84
14	Staten Island	Cerda, Williams, Vazquez, Martin	3:42.45
15	Hamilton	Goodson, Habler, Simeone, Tellander	3:43.26
16	Adelphi	Bernardin, Gorelik, Bien-Aime, Nanan	3:45.82
17	Hamilton	McNaughton, Dennis, Goetzmann, Armstrong	3:47.39

Men's High Jump

Top↑

PL	NAME	YEAR	TEAM	MARK	CONV	SC						
1	Seb Clatworthy	SR-4	Princeton	2.15m	7' 0.5"	10						
	1.75 PPP	1.80 PPP	1.85 PPP	1.90 PPP	1.95 O	2.00 O	2.03 O	2.06 XO	2.09 PPP	2.12 O	2.15 XXO	2.18 XXX
2	Skyler Mott	SR-4	Lehigh	2.06m	6' 9"	8						
	1.75 PPP	1.80 PPP	1.85 PPP	1.90 PPP	1.95 PPP	2.00 O	2.03 PPP	2.06 XO	2.12 XXX			
3	John Hogan	SR-4	Princeton	2.03m	6' 7.75"	6						
	1.75 PPP	1.80 PPP	1.85 PPP	1.90 O	1.95 O	2.00 XXO	2.03 XO	2.06 XXX				
4	Peter Stanislavsky	FR-1	East Stroudsburg	2.00m 	6' 6.75"	5						
	1.75 PPP	1.80 PPP	1.85 O	1.90 O	1.95 XO	2.00 XXO	2.03 XXX					
5	Matthew Oluwole	JR-3	Binghamton	1.95m	6' 4.75"	4						
	1.75 PPP	1.80 PPP	1.85 PPP	1.90 O	1.95 O	2.00 XXX						
6	Daniel Smith	JR-3	East Stroudsburg	1.90m 	6' 2.75"	3						
	1.75 PPP	1.80 PPP	1.85 P									

PL	NAME	YEAR	TEAM	MARK	CONV	SC
7	Jordan Larosiliere	FR-1	FDU	1.90m	6' 2.75"	2
1.75 PPP	1.80 PPP	1.85 O	1.90 XO	1.95 XXX		
8	Scott Bayliss	FR-1	Coast Guard	1.90m +	6' 2.75"	1
1.75 PPP	1.80 O	1.85 XO	1.90 XO	1.95 XXX		
9	Rilwan Olulande	SO-2	FDU	1.90m	6' 2.75"	-
1.75 PPP	1.80 PPP	1.85 O	1.90 XXO	1.95 XXX		
10	Drew Domurat	SO-2	East Stroudsburg	1.90m	6' 2.75"	-
1.75 PPP	1.80 PPP	1.85 XO	1.90 XXO	1.95 XXX		
11	Nick Rossi	JR-3	Lehigh	1.85m	6' 0.75"	-
1.75 PPP	1.80 XO	1.85 O	1.90 XXX			
12	Neves Hoose	FR-1	Lehigh	1.85m	6' 0.75"	-
1.75 PPP	1.80 PPP	1.85 XO	1.90 XXX			
13	Tra'San Adams	FR-1	FDU	1.80m	5' 10.75"	-
1.75 PPP	1.80 XO	1.85 XXX				
	Aidan Hanratty	FR-1	Adelphi	NH	NH	-
1.75 XXX						
	Jayden Ekoko	FR-1	FDU	NH	NH	-
1.90 XXX						
	Bishopp Boutin	SO-2	Adelphi	NH	NH	-
1.85 XXX						
	Jaden Johnson	JR-3	East Stroudsburg	NH	NH	-
1.75 XXX						
	Gabriel Yacovone	FR-1	East Stroudsburg	NH	NH	-
1.75 XXX						
	Jaden Ferguson	FR-1	Lehigh	DNS	NH	-
0' 0"						

Men's Pole Vault

Top↑

PL	NAME	CONV	SC
----	------	------	----

PL	NAME	YEAR	TEAM	MARK	CONV	SC		
1	Taylor Labarre	FR-1	East Stroudsburg	4.80m	15' 9"	10		
	3.90 PPP	4.05 PPP	4.20 PPP	4.35 PPP	4.50 PPP	4.65 XXO	4.80 0	5.00 XXX
2	Jacob Emerson	FR-1	Princeton	4.65m	15' 3"	8		
	3.90 PPP	4.05 PPP	4.20 PPP	4.35 PPP	4.50 PPP	4.65 XO	4.80 XXX	
3	Chris Costa	JR-3	East Stroudsburg	4.35m	14' 3.25"	6		
	3.90 PPP	4.05 PPP	4.20 PPP	4.35 XO	4.50 XXX			
4	Jacob Park	FR-1	Binghamton	4.20m	13' 9.25"	5		
	3.90 PPP	4.05 XO	4.20 XO	4.35 XXX				
	Gabriel Yacovone	FR-1	East Stroudsburg	NH	NH	-		
	3.90 XXX							
	Liam Kuperman	JR-3	Coast Guard	NH	NH	-		
	4.05 XXX							
	Nicholas Maltese	SO-2	Adelphi	NH	NH	-		
	3.90 XXX							
	Eli Johnson	SO-2	Lehigh	NH	NH	-		
	4.20 XXX							
	Jack Murphy	SR-4	Lehigh	NH	NH	-		
	3.90 XXX							
	Andrew Clark	SO-2	Lehigh	NH	NH	-		
	3.90 XXX							
	Dalton Yeust	SR-4	Monmouth	NH	NH	-		
	4.80 XXX							
	Nick Molloy	JR-3	Princeton	NH	NH	-		
	4.65 XXX							
	Liam Wright	FR-1	Columbia	DNS	NH	-		
	Mason McVey	SR-4	Columbia	DNS	NH	-		

Men's Long Jump

Top↑

PL	NAME	CONV	SC
----	------	------	----

PL	NAME	YEAR	TEAM	MARK	CONV	SC
1	John Gorham	SR-4	East Stroudsburg	7.30m ■	23' 11.5"	10
7.14 (3.7) 6.94 (1.3) 6.99 (0.1) 7.02 (1.9) 7.30 (2.0) 7.12 (2.0)						
2	Bryson Gilchrist	SO-2	East Stroudsburg	7.10m ■	23' 3.5"	8
7.10 (3.0) FOUL 7.03 (1.4) FOUL 7.07 (2.6) FOUL						
3	Devin Jones		Unattached	7.05m	23' 1.75"	6
PASS PASS PASS 7.05 (1.2) 6.73 (0.4) 6.98 (2.8)						
4	Daniel Smith	JR-3	East Stroudsburg	6.96m ■	22' 10"	5
FOUL 6.69 (2.1) 6.68 (0.3) 6.43 (1.2) 6.77 (0.6) 6.96 (2.6)						
5	Jaden Ferguson	FR-1	Lehigh	6.96m	22' 10"	4
FOUL FOUL 6.54 (1.6) FOUL PASS 6.96 (1.7)						
6	Putu Sutayasa	SO-2	Binghamton	6.80m	22' 3.75"	3
FOUL 6.48 (2.5) 6.80 (0.1) 5.33 (3.1) 6.19 (3.8) FOUL						
7	Brandon Hull	FR-1	Army West Point	6.62m	21' 8.75"	2
6.61 (2.4) 6.40 (1.3) 6.52 (2.4) FOUL 6.33 (3.5) 6.62 (1.5)						
8	Christian Bault	JR-3	Army West Point	6.60m	21' 8"	1
6.35 (2.0) 6.60 (1.6) 6.29 (1.3) 6.27 (2.4) 6.25 (1.5) 6.21 (0.1)						
9	Daniel Givens	JR-3	Lehigh	6.55m	21' 6"	-
FOUL 6.30 (0.5) 6.51 (4.8) FOUL 6.55 (2.0) FOUL						
10	Seth Berry	FR-1	Monmouth	6.50m	21' 4"	-
FOUL 6.50 (2.3) FOUL						
11	Oliver Fideler	SR-4	NYU	6.49m	21' 3.5"	-
6.49 (1.2) 6.29 (1.7) 6.29 (0.4)						
12	Nasir Heard	JR-3	East Stroudsburg	6.39m	20' 11.75"	-
6.35 (0.7) 6.30 (2.0) 6.39 (6.7)						
13	Jordan Larosiliere	FR-1	FDU	6.33m	20' 9.25"	-
6.33 (0.1) 5.48 (1.6) 6.20 (2.7)						
14	Jashad Kersey	SO-2	FDU	6.21m	20' 8.5"	-




PL	NAME	YEAR	TEAM	MARK	CONV	SC
	6.31 (1.1) 5.66 (1.3) 6.27 (+0.0)					
15	Tytan Moore	FR-1	Coast Guard	6.28m	20' 7.25"	-
	6.11 (1.2) 6.28 (1.8) 6.27 (1.4)					
16	Alexander Grandchamps	FR-1	Adelphi	6.28m	20' 7.25"	-
	5.53 (+0.0) 5.36 (2.7) 6.28 (+0.0)					
17	Zander Romero	SO-2	FDU	6.13m	20' 1.5"	-
	6.13 (1.5) 5.94 (1.6) 5.32 (0.4)					
18	Adrian Ililau	JR-3	Coast Guard	6.07m	19' 11"	-
	6.07 (+0.0) 5.96 (0.3) 6.03 (1.3)					
19	Nishad Sankar	SO-2	NYU	6.02m	19' 9"	-
	6.02 (0.6) 5.94 (+0.0) FOUL					
20	Travis Perry	SR-4	NYU	5.87m	19' 3.25"	-
	5.87 (4.1) 5.60 (+0.0) 3.47 (1.2)					
21	Jacob Chernin	FR-1	Lehigh	5.81m	19' 0.75"	-
	5.77 (0.6) 5.55 (0.1) 5.81 (1.7)					
22	Isaac Tu	JR-3	NYU	5.75m	18' 10.5"	-
	5.75 (1.7) 5.66 (1.3) 5.63 (1.1)					
23	Jordan Layos	SR-4	Lehigh	5.73m	18' 9.75"	-
	5.66 (+0.0) 5.73 (2.8) 5.52 (0.2)					
24	Sergio Talamo	SO-2	Adelphi	5.73m	18' 9.75"	-
	5.57 (1.3) FOUL 5.73 (+0.0)					
25	Tyler VerSchure	FR-1	Lehigh	5.37m	17' 7.5"	-
	5.37 (1.2) 5.26 (1.9) 5.25 (+0.0)					
26	Xavier Wright	SR-4	LIU	5.35m	17' 6.75"	-
	5.35 (0.4) 4.10 (0.6) 5.21 (+0.0)					
27	Slade Crouse	FR-1	Hamilton	5.32m	17' 5.5"	-
	5.32 (0.3) FOUL 5.12 (0.4)					
28	Aidan Hanratty	FR-1	Adelphi	5.12m	16' 9.75"	-
	PASS 5.12 (1.2) 5.12 (0.2)					

PL	NAME	YEAR	TEAM	MARK	CONV	SC
	Kwame Amoo-Otoo	FR-1	Army West Point	DNS	NM	-
	Arjun Kasthuri	SO-2	Army West Point	DNS	NM	-
	Carl Bacette	SR-4	Adelphi	DNS	NM	-

Men's Long Jump Flight 1

PL	NAME	YEAR	TEAM	MARK
10	Seth Berry	FR-1	Monmouth	6.50m
14	Jashad Kersey	SO-2	FDU	6.31m
16	Alexander Grandchamps	FR-1	Adelphi	6.28m
18	Adrian Ililau	JR-3	Coast Guard	6.07m
19	Nishad Sankar	SO-2	NYU	6.02m
20	Travis Perry	SR-4	NYU	5.87m
21	Jacob Chernin	FR-1	Lehigh	5.81m
22	Isaac Tu	JR-3	NYU	5.75m
23	Jordan Layos	SR-4	Lehigh	5.73m
24	Sergio Talamo	SO-2	Adelphi	5.73m
25	Tyler VerSchure	FR-1	Lehigh	5.37m
26	Xavier Wright	SR-4	LIU	5.35m
27	Slade Crouse	FR-1	Hamilton	5.32m
28	Aidan Hanratty	FR-1	Adelphi	5.12m
	Carl Bacette	SR-4	Adelphi	DNS
	Arjun Kasthuri	SO-2	Army West Point	DNS

Men's Long Jump Flight 2

PL	NAME	YEAR	TEAM	MARK
1	John Gorham	SR-4	East Stroudsburg	7.30m 
2	Bryson Gilchrist	SO-2	East Stroudsburg	7.10m 
3	Devin Jones		Unattached	7.05m
4	Danie			6.96m 

PL	NAME	YEAR	TEAM	MARK
5	Jaden Ferguson	FR-1	Lehigh	6.96m
6	Putu Sutayasa	SO-2	Binghamton	6.80m
7	Brandon Hull	FR-1	Army West Point	6.62m
8	Christian Bault	JR-3	Army West Point	6.60m
9	Daniel Givens	JR-3	Lehigh	6.55m
11	Oliver Fideler	SR-4	NYU	6.49m
12	Nasir Heard	JR-3	East Stroudsburg	6.39m
13	Jordan Larosiliere	FR-1	FDU	6.33m
15	Tytan Moore	FR-1	Coast Guard	6.28m
17	Zander Romero	SO-2	FDU	6.13m
	Kwame Amoo-Otoo	FR-1	Army West Point	DNS

Men's Triple Jump

Top↑

PL	NAME	YEAR	TEAM	MARK	CONV	SC
1	John Gorham	SR-4	East Stroudsburg	14.58m 🇺🇸	47' 10"	10
FOUL 14.42 (2.2) 14.58 (1.3) 13.10 (1.7) 14.03 (4.4) 14.45 (1.3)						
2	Bryce Boddie	SR-4	Monmouth	14.14m	46' 4.75"	8
13.92 (1.8) FOUL 14.14 (2.7) FOUL 13.51 (1.6) 13.28 (1.4)						
3	Jaden Johnson	JR-3	East Stroudsburg	14.06m 🇺🇸	46' 1.5"	6
14.06 (1.9) 13.90 (1.9) 13.88 (3.2) 13.77 (1.6) FOUL 13.74 (0.7)						
4	Peter Stanislavsky	FR-1	East Stroudsburg	13.99m 🇺🇸	45' 10.75"	5
13.80 (+0.0) 13.99 (+0.0) 13.48 (2.2) 13.80 (1.9) 13.83 (1.0) PASS						
5	Jordan Layos	SR-4	Lehigh	13.97m	45' 10"	4
FOUL 13.03 (+0.0) 13.43 (0.7) FOUL FOUL 13.97 (0.3)						
6	Kwame Amoo-Otoo	FR-1	Army West Point	13.91m	45' 7.75"	3
2.70 (1.7) 13.68 (2.7) 13.01 (0.7) 13.46 (1.2) FOUL 13.91 (2.5)						
7	Jashad Kersey	SO-2	FDU	13.89m	45' 7"	2
13.21 (2.4) 12.89 (1.7) 13.89 (0.4) 13.79 (2.7) 13.79 (1.6) 13.85 (1.4)						
8	Daniel C				45' 7.75"	1

PL	NAME	YEAR	TEAM	MARK	CONV	SC
	FOUL	FOUL	13.50 (2.4)	FOUL	13.68 (2.3)	13.33 (0.9)
9	Tytan Moore	FR-1	Coast Guard	13.51m	44' 4"	-
	13.08 (1.6)	13.25 (0.2)	13.51 (0.7)	FOUL	FOUL	PASS
10	Jayden Ekoko	FR-1	FDU	13.40m	43' 11.75"	-
	13.10 (2.4)	13.40 (1.9)	13.35 (1.9)			
11	Christian Mercado	SO-2	FDU	13.05m	42' 9.75"	-
	12.94 (1.5)	13.05 (+0.0)	FOUL			
12	Drew Boyce	JR-3	NYU	12.53m	41' 1.5"	-
	12.36 (1.1)	12.53 (2.7)	FOUL			
	Jacob Chernin	FR-1	Lehigh	ND	NM	-
	FOUL	FOUL	FOUL			
	Xavier Wright	SR-4	LIU	ND	NM	-
	FOUL	FOUL	FOUL			
	Ilan Krasovitsky	FR-1	Adelphi	DNS	NM	-
	Arjun Kasthuri	SO-2	Army West Point	DNS	NM	-

Men's Shot Put

Top↑

PL	NAME	YEAR	TEAM	MARK	CONV	SC
1	Cole Gorham	SR-4	East Stroudsburg	17.75m	58' 3"	10
	17.07	17.05	17.72	FOUL	17.75	FOUL
2	Robby Manse	JR-3	Army West Point	17.49m	57' 4.75"	8
	17.49	16.69	FOUL	FOUL	16.77	17.32
3	Anthony Voto	JR-3	East Stroudsburg	15.95m	52' 4"	6
	15.58	FOUL	FOUL	15.95	FOUL	FOUL
4	Luke Noonan	SR-4	Army West Point	15.85m	52' 0"	5
	15.34	15.66	FOUL	15.37	15.58	15.85
5	Matt Pa...	FR-1	Army West	15.80m	50' 3.5"	4

PL	NAME	YEAR	TEAM	MARK	CONV	SC
	13.95	14.10	15.06	15.33	14.41	15.14
6	Isaiah Battle	SR-4	Monmouth	15.28m	50' 1.75"	3
	FOUL	FOUL	15.18	FOUL	15.28	FOUL
7	AJ Bailor	SR-4	Monmouth	15.16m	49' 9"	2
	14.39	15.16	FOUL	FOUL	FOUL	14.70
8	Ronde Washington	JR-3	Monmouth	15.12m	49' 7.25"	1
	15.12	15.10	FOUL	FOUL	FOUL	FOUL
9	Joe Nowakowski	JR-3	Lehigh	14.73m	48' 4"	-
	14.73	FOUL	FOUL			
10	Jalen Gaymon	FR-1	East Stroudsburg	14.47m	47' 5.75"	-
	14.47	FOUL	FOUL			
11	Darien Cade	SO-2	FDU	14.35m	47' 1"	-
	14.18	14.35	14.28			
12	Matt Nolan	FR-1	Monmouth	14.05m	46' 1.25"	-
	13.84	13.63	14.05			
13	Bradley Pollard	FR-1	Binghamton	13.80m	45' 3.5"	-
	FOUL	12.75	13.80			
14	Vincent Grillo	SO-2	Coast Guard	13.30m	43' 7.75"	-
	12.63	13.30	12.99			
15	Ryan Moritz	FR-1	Adelphi	13.06m	42' 10.25"	-
	FOUL	12.87	13.06			
16	Jose Iraola-Ceely	SO-2	Binghamton	13.06m	42' 10.25"	-
	12.63	FOUL	13.06			
17	Aaron Humes	FR-1	Lehigh	12.61m	41' 4.5"	-
	12.61	FOUL	FOUL			
18	Andre Francis	SR-4	Adelphi	12.36m	40' 6.75"	-
	FOUL	FOUL	12.36			
19	Josh Po				' 5"	-



PL	NAME	YEAR	TEAM	MARK	CONV	SC
11.52	FOUL	12.01				
20	Daniel Lee	SR-4	NYU	11.85m	38' 10.5"	-
10.49	11.85	FOUL				
21	Spencer Mackenzie	JR-3	Coast Guard	11.80m	38' 8.75"	-
11.80	FOUL	FOUL				
22	Anthony Price	SO-2	Monmouth	11.67m	38' 3.5"	-
11.67	FOUL	11.04				
23	Philip Kirby	SR-4	Coast Guard	11.64m	38' 2.25"	-
11.12	11.50	11.64				
24	Damian McGhie	SO-2	Adelphi	11.49m	37' 8.5"	-
11.12	FOUL	11.49				
25	Dajea Semelfort	SR-4	FDU	11.14m	36' 6.75"	-
10.73	10.96	11.14				
26	Gideon Coprivnicar	SR-4	Lehigh	10.99m	36' 0.75"	-
FOUL	10.99	10.52				
	Dominik Hric	JR-3	Staten Island	ND	NM	-
FOUL	FOUL	FOUL				
	Justin Villamizar	SO-2	NJIT	ND	NM	-
FOUL	FOUL	FOUL				
	Casey Helm	JR-3	Princeton	DNS	NM	-
	Toby Tan	SR-4	Columbia	DNS	NM	-
	Adam Moezaw	JR-3	Columbia	DNS	NM	-
	Nathan West	FR-1	Columbia	DNS	NM	-

Men's Shot Put Flight 1

PL	NAM	MARK

PL	NAME	YEAR	TEAM	MARK
12	Matt Nolan	FR-1	Monmouth	14.05m
14	Vincent Grillo	SO-2	Coast Guard	13.30m
15	Ryan Moritz	FR-1	Adelphi	13.06m
16	Jose Iraola-Ceely	SO-2	Binghamton	13.06m
17	Aaron Humes	FR-1	Lehigh	12.61m
19	Josh Porter	FR-1	Lehigh	12.01m
20	Daniel Lee	SR-4	NYU	11.85m
21	Spencer Mackenzie	JR-3	Coast Guard	11.80m
22	Anthony Price	SO-2	Monmouth	11.67m
23	Philip Kirby	SR-4	Coast Guard	11.64m
24	Damian McGhie	SO-2	Adelphi	11.49m
25	Dajea Semelfort	SR-4	FDU	11.14m
26	Gideon Coprivnicar	SR-4	Lehigh	10.99m
	Dominik Hric	JR-3	Staten Island	ND
	Justin Villamizar	SO-2	NJIT	ND
	Adam Moezaw	JR-3	Columbia	DNS

Men's Shot Put Flight 2

PL	NAME	YEAR	TEAM	MARK
1	Cole Gorham	SR-4	East Stroudsburg	17.75m 
2	Robby Manse	JR-3	Army West Point	17.49m
3	Anthony Voto	JR-3	East Stroudsburg	15.95m 
4	Luke Noonan	SR-4	Army West Point	15.85m
5	Matt Palchak	FR-1	Army West Point	15.33m
6	Isaiah Battle	SR-4	Monmouth	15.28m
7	AJ Bailor	SR-4	Monmouth	15.16m
8	Ronde Washington	JR-3	Monmouth	15.12m
9	Joe Nowakowski	JR-3	Lehigh	14.73m
10	Jalen Gaymon	FR-1	East Stroudsburg	14.47m 
11	Darien Cade	SO-2	FDU	14.35m
13	Bradley			30m

18	Andre Francis	SR-4	Adelphi	13.26m
PL	NAME	YEAR	TEAM	MARK

	Casey Helm	JR-3	Princeton	DNS
	Toby Tan	SR-4	Columbia	DNS
	Nathan West	FR-1	Columbia	DNS

Men's Discus

Top↑


PL	NAME	YEAR	TEAM	MARK	CONV	SC
1	Casey Helm	JR-3	Princeton	61.67m	202' 4"	10
	57.85	61.67	FOUL	54.43	FOUL	58.22
2	Cole Gorham	SR-4	East Stroudsburg	54.61m	179' 2"	8
	53.74	53.67	50.06	FOUL	54.61	FOUL
3	Avery Shunneson	SR-4	Princeton	53.54m	175' 8"	6
	51.33	52.21	FOUL	53.54	49.77	50.40
4	Franklin Simms	JR-3	Wagner	49.67m	162' 11"	5
	FOUL	39.74	49.43	47.88	49.67	FOUL
5	Jacob Bowersock	JR-3	Army West Point	49.57m	162' 7"	4
	FOUL	48.59	46.23	47.10	45.70	49.57
6	Jake Nwosu	SR-4	Army West Point	49.38m	162' 0"	3
	FOUL	49.38	FOUL	FOUL	FOUL	FOUL
7	Justin Villamizar	SO-2	NJIT	47.46m	155' 8"	2
	39.54	47.46	FOUL	FOUL	FOUL	FOUL
8	Anthony Voto	JR-3	East Stroudsburg	46.62m	152' 11"	1
	46.62	FOUL	46.12	FOUL	43.98	46.16
9	Andre Francis	SR-4	Adelphi	44.86m	147' 2"	-
	40.06	43.07	FOUL	FOUL	43.06	44.86
10	Jason Ballen	JR-3	NJIT	44.23m	145' 1"	-
	FOUL	44.23	43.04			
11	Andrew Trottier	JR-3	Army West Point	42.75m	140' 3"	-
	FOUL	42.75				

PL	NAME	YEAR	TEAM	MARK	CONV	SC
11	Isaiah Battle	SR-4	Monmouth	42.75m	140' 3"	-
FOUL FOUL 42.75						
13	Jalen Gaymon	FR-1	East Stroudsburg	42.57m	139' 8"	-
41.37 39.18 42.57						
14	Calvin Bowens	FR-1	Army West Point	41.81m	137' 2"	-
31.53 41.81 FOUL						
15	Matt Nolan	FR-1	Monmouth	41.69m	136' 9"	-
40.73 40.24 41.69						
16	AJ Bailor	SR-4	Monmouth	41.03m	134' 7"	-
40.93 41.03 40.96						
17	Adam Klinge	FR-1	Lehigh	39.70m	130' 3"	-
35.49 38.22 39.70						
18	Darien Cade	SO-2	FDU	39.35m	129' 1"	-
37.02 39.35 FOUL						
19	Anthony Price	SO-2	Monmouth	36.76m	120' 7"	-
FOUL 36.76 FOUL						
20	Ryan Moritz	FR-1	Adelphi	34.24m	112' 4"	-
30.05 34.24 33.60						
21	Damian McGhie	SO-2	Adelphi	34.12m	111' 11"	-
32.05 31.10 34.12						
22	Spencer Mackenzie	JR-3	Coast Guard	32.33m	106' 1"	-
32.33 FOUL FOUL						
	Bradley Pollard	FR-1	Binghamton	ND	NM	-
FOUL FOUL FOUL						
	Robby Manse	JR-3	Army West Point	DNS	NM	-
	Luke Noonan	SR-4	Army West Point	DNS	NM	-
	Matt Palchak	FR-1	Army West Point	DNS	NM	-

Men's Discus Flight 1

PL	NAME	YEAR	TEAM	MARK
7	Justin Villamizar	SO-2	NJIT	47.46m
9	Andre Francis	SR-4	Adelphi	44.86m
13	Jalen Gaymon	FR-1	East Stroudsburg	42.57m
15	Matt Nolan	FR-1	Monmouth	41.69m
17	Adam Klinge	FR-1	Lehigh	39.70m
18	Darien Cade	SO-2	FDU	39.35m
19	Anthony Price	SO-2	Monmouth	36.76m
20	Ryan Moritz	FR-1	Adelphi	34.24m
21	Damian McGhie	SO-2	Adelphi	34.12m
22	Spencer Mackenzie	JR-3	Coast Guard	32.33m
	Bradley Pollard	FR-1	Binghamton	ND
	Matt Palchak	FR-1	Army West Point	DNS
	Robby Manse	JR-3	Army West Point	DNS

Men's Discus Flight 2

PL	NAME	YEAR	TEAM	MARK
1	Casey Helm	JR-3	Princeton	61.67m
2	Cole Gorham	SR-4	East Stroudsburg	54.61m 
3	Avery Shunneson	SR-4	Princeton	53.54m
4	Franklin Simms	JR-3	Wagner	49.67m
5	Jacob Bowersock	JR-3	Army West Point	49.57m
6	Jake Nwosu	SR-4	Army West Point	49.38m
8	Anthony Voto	JR-3	East Stroudsburg	46.62m 
10	Jason Ballen	JR-3	NJIT	44.23m
11	Isaiah Battle	SR-4	Monmouth	42.75m
11	Andrew Trottier	JR-3	Army West Point	42.75m
14	Calvin Bowens	FR-1	Army West Point	41.81m
16	AJ Bailor	SR-4	Monmouth	41.03m
	Luke Noonan	SR-4	Army West Point	DNS

Men's Har

Top↑

PL	NAME	YEAR	TEAM	MARK	CONV	SC
1	Parker Kim	SO-2	Columbia	60.74m	199' 3"	10
	59.45	59.45	60.21	FOUL	59.32	60.74
2	Robby Manse	JR-3	Army West Point	60.13m	197' 3"	8
	59.09	FOUL	60.13	FOUL	FOUL	FOUL
3	Obiora Okeke	SR-4	Columbia	57.29m	187' 11"	6
	54.52	FOUL	55.76	54.60	FOUL	57.29
4	Isaiah Battle	SR-4	Monmouth	56.37m	184' 11"	5
	FOUL	53.86	56.37	53.91	FOUL	FOUL
5	AJ Bailor	SR-4	Monmouth	55.31m	181' 5"	4
	52.13	55.20	55.31	FOUL	FOUL	FOUL
6	Anthony Voto	JR-3	East Stroudsburg	54.44m	178' 7"	3
	50.82	54.44	FOUL	FOUL	FOUL	FOUL
7	Christopher Milillo	JR-3	Wagner	53.78m	176' 5"	2
	53.78	FOUL	53.09	FOUL	47.65	52.60
8	Jose Iraola-Ceely	SO-2	Binghamton	53.65m	176' 0"	1
	49.59	51.02	52.20	53.65	FOUL	FOUL
9	Adrian Pocesta	SR-4	Wagner	52.85m	173' 5"	-
	52.85	51.01	51.49	51.24	FOUL	FOUL
10	Jake Nwosu	SR-4	Army West Point	51.80m	169' 11"	-
	48.01	FOUL	51.80			
11	Andre Francis	SR-4	Adelphi	48.63m	159' 6"	-
	48.59	48.63	FOUL			
12	Bradley Pollard	FR-1	Binghamton	48.60m	159' 5"	-
	46.84	47.09	48.60			
13	Collin Torres	FR-1	Army West Point	48.08m	157' 9"	-
	FOUL	46.85	48.08			
14	Simon Skoumal	SR-4	Columbia	48.01m	157' 6"	-
	47.24	45.02	48.01			
15	Jack Louis	JR-3	Army West Point	47.93m	157' 3"	-
	47.93	FOUL				

PL	NAME	YEAR	TEAM	MARK	CONV	SC
16	Ronde Washington	JR-3	Monmouth	46.67m	153' 1"	-
	46.67 44.20 46.64					
17	Anthony Colucci	FR-1	Columbia	46.39m	152' 2"	-
	43.09 46.39 45.58					
18	Calvin Bowens	FR-1	Army West Point	45.70m	149' 11"	-
	FOUL 45.70 FOUL					
19	Wade Malaniak	FR-1	NJIT	45.33m	148' 9"	-
	42.41 FOUL 45.33					
20	Andrew Sabe	SO-2	NJIT	45.00m	147' 8"	-
	FOUL 45.00 FOUL					
20	Sam Maloof	SR-4	Lehigh	45.00m	147' 8"	-
	FOUL FOUL 45.00					
22	Darren Cade	SO-2	FDU	43.95m	144' 2"	-
	FOUL 42.88 43.95					
23	Joe Nowakowski	JR-3	Lehigh	42.64m	139' 11"	-
	42.64 42.10 41.32					
24	Ethan McHugh	SR-4	Lehigh	41.42m	135' 11"	-
	39.63 FOUL 41.42					
25	Sharan Shankar	JR-3	Lehigh	39.30m	128' 11"	-
	39.30 39.13 FOUL					
26	Ryan Moritz	FR-1	Adelphi	37.96m	124' 6"	-
	37.96 37.58 36.45					

Men's Hammer Flight 1

PL	NAME	YEAR	TEAM	MARK
11	Andre Francis	SR-4	Adelphi	48.63m
12	Bradley Pollard	FR-1	Binghamton	48.60m
16	Ronde Washington	JR-3	Monmouth	46.67m
17	Anthony Colucci	FR-1	Columbia	46.39m
18	Calvin Bowens	FR-1	Army West Point	45.70m
19	Wade			45.33m

PL	NAME	YEAR	TEAM	MARK
20	Andrew Sabeh	SO-2	NJIT	45.00m
20	Sam Maloof	SR-4	Lehigh	45.00m
22	Darren Cade	SO-2	FDU	43.95m
23	Joe Nowakowski	JR-3	Lehigh	42.64m
24	Ethan McHugh	SR-4	Lehigh	41.42m
25	Sharan Shankar	JR-3	Lehigh	39.30m
26	Ryan Moritz	FR-1	Adelphi	37.96m

Men's Hammer Flight 2

PL	NAME	YEAR	TEAM	MARK
1	Parker Kim	SO-2	Columbia	60.74m
2	Robby Manse	JR-3	Army West Point	60.13m

3	Obiora Okeke	SR-4	Columbia	57.29m
4	Isaiah Battle	SR-4	Monmouth	56.37m
5	AJ Bailor	SR-4	Monmouth	55.31m
6	Anthony Voto	JR-3	East Stroudsburg	54.44m 
7	Christopher Milillo	JR-3	Wagner	53.78m
8	Jose Iraola-Ceely	SO-2	Binghamton	53.65m
9	Adrian Pocesta	SR-4	Wagner	52.85m
10	Jake Nwosu	SR-4	Army West Point	51.80m
13	Collin Torres	FR-1	Army West Point	48.08m
14	Simon Skoumal	SR-4	Columbia	48.01m
15	Jack Louis	JR-3	Army West Point	47.93m

Men's Javelin

[Top↑](#)

PL	NAME	YEAR	TEAM	MARK	CONV	SC
1	Jason Ballen	JR-3	NJIT	60.74m	199' 3"	10
	54.23	57.32	52.28	60.74	54.91	58.40
2	Elijah Goodwin	SO-2	Army West Point	58.34m	191' 5"	8
	55.90	56.83				

PL	NAME	YEAR	TEAM	MARK	CONV	SC
3	Greg Stagliano	SR-4	Lehigh	56.87m	186' 7"	6
56.87	FOUL	55.12	56.54	FOUL	56.45	
4	Christopher Bagnell		Unattached	56.82m	186' 5"	5
56.82	53.07	53.43	53.39	56.55	55.87	
5	Harry Keen	FR-1	Lehigh	56.15m	184' 3"	4
51.39	FOUL	53.64	51.37	56.15	55.85	
6	Gavin Chamberlain	SO-2	Lehigh	54.70m	179' 5"	3
50.33	48.95	54.70	53.02	FOUL	FOUL	
7	Charlie Allsup	SO-2	Army West Point	54.03m	177' 3"	2
54.03	52.23	FOUL	52.78	52.89	48.97	
8	Hunter Rodarmel	SR-4	Lehigh	53.18m	174' 6"	1
FOUL	53.18	48.03	FOUL	FOUL	52.40	
9	Liam Campiglia	SR-4	Lehigh	52.80m	173' 3"	-
52.72	49.54	FOUL	50.79	51.43	52.80	
10	Darien Cade	SO-2	FDU	51.97m	170' 6"	-
51.20	44.33	51.97				
11	Gideon Coprivnicar	SR-4	Lehigh	51.56m	169' 2"	-
49.00	FOUL	51.56				
12	Brennan Delany	FR-1	Binghamton	49.70m	163' 1"	-
46.70	49.70	FOUL				
13	Aaron Lee	FR-1	Lehigh	49.53m	162' 6"	-
49.53	46.21	49.17				
14	Tyler Cappadona	FR-1	Monmouth	47.66m	156' 4"	-
FOUL	44.90	47.66				
15	Adrian Ililau	JR-3	Coast Guard	46.15m	151' 5"	-
45.23	46.15	43.37				
16	Nick Wolf	FR-1	Lehigh	45.78m	150' 2"	-
41.60	43.67	45.78				
17	Liam Kuperman	JR-3	Coast Guard	43.27m	141' 11"	-
FOUL	43.27					

PL	NAME	YEAR	TEAM	MARK	CONV	SC
18	Nate Homefield	FR-1	NJIT	41.32m	135' 7"	-
	FOUL 37.64 41.32					
19	Dobson Ricks	SO-2	Army West Point	40.59m	133' 2"	-
	FOUL FOUL 40.59					
20	Pono Renaud	SR-4	Coast Guard	40.46m	132' 9"	-
	36.14 40.46 40.08					
21	Kai Aravena	JR-3	NYU	40.00m	131' 3"	-
	40.00 FOUL 39.00					
22	Bishopp Boutin	SO-2	Adelphi	36.56m	119' 11"	-
	FOUL 36.56 FOUL					
	Stephen Lau	SO-2	Staten Island	DNS	NM	-
	Vander McFarland	FR-1	Monmouth	DNS	NM	-
	Wil Jaques	JR-3	Lehigh	DNS	NM	-
	Sheamus McCarroll	SR-4	Army West Point	DNS	NM	-
	Collin Torres	FR-1	Army West Point	DNS	NM	-
	Philip Kastner	SR-4	Princeton	DNS	NM	-

Men's Javelin Flight 1

PL	NAME	YEAR	TEAM	MARK
10	Darren Cade	SO-2	FDU	51.97m
13	Aaron Lee	FR-1	Lehigh	49.53m
14	Tyler Cappadona	FR-1	Monmouth	47.66m
15	Adrian Ililau	JR-3	Coast Guard	46.15m
16	Nick Wolf	FR-1	Lehigh	45.78m
17	Liam			43.27m

PL	NAME	YEAR	TEAM	MARK
18	Nate Homefield	FR-1	NJIT	41.32m
19	Dobson Ricks	SO-2	Army West Point	40.59m
20	Pono Renaud	SR-4	Coast Guard	40.46m
21	Kai Aravena	JR-3	NYU	40.00m
22	Bishopp Boutin	SO-2	Adelphi	36.56m
	Stephen Lau	SO-2	Staten Island	DNS
	Vander McFarland	FR-1	Monmouth	DNS
	Philip Kastner	SR-4	Princeton	DNS

Men's Javelin Flight 2

PL	NAME	YEAR	TEAM	MARK
1	Jason Ballen	JR-3	NJIT	60.74m
2	Elijah Goodwin	SO-2	Army West Point	58.34m
3	Greg Stagliano	SR-4	Lehigh	56.87m
4	Christopher Bagnell		Unattached	56.82m
5	Harry Keen	FR-1	Lehigh	56.15m
6	Gavin Chamberlain	SO-2	Lehigh	54.70m
7	Charlie Allsup	SO-2	Army West Point	54.03m
8	Hunter Rodarmel	SR-4	Lehigh	53.18m
9	Liam Campiglia	SR-4	Lehigh	52.80m
11	Gideon Coprivnicar	SR-4	Lehigh	51.56m
12	Brennan Delany	FR-1	Binghamton	49.70m
	Wil Jaques	JR-3	Lehigh	DNS
	Sheamus McCarroll	SR-4	Army West Point	DNS
	Collin Torres	FR-1	Army West Point	DNS





Copyright © 2025 DirectAthletics, Inc.

Generated 2025-03-30 12:04:44

